






Beware of snow and ice on gas meters


As winter approaches, water dripped or frozen on a gas meter or an appliance vent can create a potentially hazardous situation. Be on the lookout for frozen hazards that may prevent safe and efficient operation. First responders or company personnel must be able to access metering equipment at all times in the event of an emergency.


For your safety, please maintain clear access to the meter and associated metering equipment and keep it free from obstructions.

 Remove snow or ice around the meter and/or piping by hand or gently brush with a broom.

 Remove ice and freezing water by removing icicles from overhead eaves and gutters.

 Keep sidewalk vents clear of snow and ice to ensure gas appliances exhaust properly.

 **Do not strike the metering equipment with any objects to remove ice.** Doing so may cause a gas leak.

 **Do not plow or pile snow up against or on the gas metering equipment** or any of the company's equipment buildings.

For your protection

If you see Enbridge Gas Ohio representatives working in your neighborhood, they always carry a photo identification badge with the company logo on it. If you have doubts, please ask to see his or her badge.

Likewise, if you are contacted by someone who claims to be from Enbridge Gas Ohio and who asks for your account number or any other personal information, do not give it to him or her.



We do not call customers, send email messages or come to your homes to get information about your accounts.

We keep your personal, financial and other information confidential.

So that we can reach you

Visit enbridgegas.com/ohio to update your contact information.

You're required to call us if you need to add or remove a large gas-consuming appliance such as a generator or pool heater or have added or removed one since establishing service.

Please email us at: ohconstructionsupport@dominionenergy.com or call us at **888-619-0786** so we can make sure our equipment is properly sized.



Visit enbridgegas.com/ohio-safety for more on pipeline safety.



© 2024 Enbridge Inc. All rights reserved.

Natural Gas Pipeline Safety

Fall/Winter 2024



Enbridge Gas Ohio





Know what's below.
Call before you dig.

Digging? Call 811 first!

Before you start a digging project of any size, call 811 or make an e-dig request at OHIO811.org at least 48 hours but no more than 10 working days, excluding weekends and legal holidays before digging to avoid buried utility lines. This **free service** is for your safety and it's the law.



Safety inside your home

Natural gas appliances are very safe to use. However, Enbridge Gas Ohio recommends a professional heating system and gas appliance inspection each year for early detection of leaks, corrosion or other issues that can lead to hazardous conditions in your home or office.

A malfunctioning or poorly vented appliance can create carbon monoxide gas, which can be deadly. Carbon monoxide, or CO, is a colorless, odorless gas, but does produce soot. **Be safe: install a battery-powered carbon monoxide (CO) detector in the hallway of your home near sleeping areas.** Remember to replace detector batteries at timely intervals as recommended by the manufacturer. While a CO detector is no substitute for annual inspections of heating systems, the alarm can alert you to the presence of CO.



Visit enbridgegas.com/ohio-cmsafety for more information.

What to do in a natural gas emergency

Do you and your family recognize the rotten egg odor that we add to natural gas? Do you know what to do if you detect natural gas in or around your home?



Do leave the premises immediately.



Do call 911 and our emergency number 877-542-2630 from a safe distance.



Do meet our representative upon arrival to provide investigative information.



Do watch for signs of underground gas leaks. Dry spots, especially in wet fields, discolored soil, dead or dying vegetation near a pipeline may indicate a leak. Also, look for dirt blowing into the air or bubbles in standing or moving water.



Do not remain in the building or attempt to investigate.



Do not turn on or off any appliances, lights, phones, garage door openers, etc.



Do not smoke, use lighters or matches, or operate vehicles, elevators or power.

If none of your gas appliances are working properly, it could mean your natural gas service has been interrupted. Call us at **877-542-2630** and we will send out a representative to investigate.

Piping and appliances

Property owners are responsible for the piping that runs from the gas meter to gas appliances, whether the piping is internal, external, buried or exposed. Failure to properly maintain your house line or appliances can lead to life-threatening conditions or property damage from fires or explosions.

Report energy theft

Damaging or bypassing the gas meter or related utility-owned property constitutes a theft and creates a safety hazard that could lead to explosions or fires that could threaten lives and property.



If you suspect natural gas theft, you can report it by calling **866-225-0465** or by visiting enbridgegas.com/ohio-theft to report it confidentially.