



Eric VanRuymbeke
Sr. Advisor
Leave to Construct Applications
Regulatory Affairs

tel 519-436-4600 x5002241
eric.vanruymbeke@enbridge.com
EGIRegulatoryProceedings@enbridge.com

Enbridge Gas Inc.
50 Keil Drive North,
Chatham, Ontario
N7M 5M1

VIA EMAIL and RESS

May 18, 2023

Nancy Marconi
Registrar
Ontario Energy Board
2300 Yonge Street, Suite 2700
Toronto, Ontario, M4P 1E4

Dear Nancy Marconi:

**Re: Enbridge Gas Inc. (“Enbridge Gas” or the “Company”)
Ontario Energy Board (“OEB”) File Nos.
EB-2022-0156 – Selwyn Pipeline Project (“SPP”)
EB-2022-0248 – Mohawks of the Bay of Quinte First Nation Pipeline Project
(“MBQFNPP”)
EB-2022-0249 – Hidden Valley Pipeline Project (“HVPP”)
Updated Interrogatory Responses**

Enbridge Gas is in receipt of Environmental Defence’s (“ED”) May 4, 2023 e-mail, which posed several questions related to the Company’s May 2, 2023 interrogatory responses in the above noted proceedings. Upon further review, the Company is filing updates to the following interrogatory responses:

- EB-2022-0156 Exhibit I.ED.5, Attachment 2,
- EB-2022-0249 Exhibit I.ED.5, Attachment 4, and
- EB-2022-0156/EB-2022-0248/EB-2022-0249 Exhibit I.ED.15.

In its correspondence, ED also requested that Enbridge Gas provide updated responses to several interrogatories to confirm details of available grants and subsidies for non-natural gas alternatives.¹ Within Enbridge Gas’s May 2 responses to those interrogatories, the Company confirmed the information for programs that it is directly engaged in. Enbridge Gas cannot reasonably confirm details for programs it does not administer as program eligibility criteria can be complex and can change without the Company’s knowledge. Enbridge Gas did however provide links to publicly available information that the Company is aware of regarding the information sought by ED. As such, there are no updates the Company can provide to its responses for those interrogatories.

ED’s correspondence also requested that Enbridge Gas provide updated responses to several interrogatories to provide information regarding attachment scenarios at 50% of

¹ EB-2022-0156/EB-2022-0248/EB-2022-0249 Exhibit I.ED.17, part a); EB-2022-0156/EB-2022-0248/EB-2022-0249 Exhibit I.ED.20, parts a) – d); and EB-2022-0156/EB-2022-0248/EB-2022-0249 Exhibit I.ED.21, parts a) – b).

those established by the Company.² Within Enbridge Gas's May 2 responses to those interrogatories, the Company did not provide the information as the scenario suggested by ED is arbitrary and without basis. Enbridge Gas also stated, and continues to believe, that the requested information could likely only be used to draw oversimplified conclusions, as any adjustments made to the attachment forecast would result in other Project components/scope being reassessed and adjusted accordingly. Enbridge Gas reiterates that its attachment forecasts are based on the actual energy interests expressed by residents and business-owners within the Project areas, which inherently incorporate all factors including financial and non-financial considerations. Based on the foregoing, the Company has no reason to believe that its attachment forecasts are inaccurate and declines to provide the requested information based on the speculative scenarios suggested by ED.

ED's correspondence also requested that Enbridge Gas provide additional information regarding an updated response to an interrogatory that the Company indicated it would file by May 31, 2023.³ In this regard, Enbridge Gas has provided further relevant information in its May 16, 2023 letter which was submitted in response to Pollution Probe's May 9, 2023 letter.

Sincerely,

Eric VanRuymbeke
Sr Advisor, Leave to Construct Applications

c.c. Charles Keizer (Torys)
Henry Ren (Enbridge Gas Counsel)
Guri Pannu (Enbridge Gas Counsel)
Catherine Nguyen (OEB Staff)
Zora Crnojacki (OEB Staff)
Petar Prazic (OEB Staff)
Intervenors (EB-2022-0156/EB-2022-0248/EB-2022-0249)

² EB-2022-0156/EB-2022-0248/EB-2022-0249 Exhibit I.ED.13; and EB-2022-0156/EB-2022-0248/EB-2022-0249 Exhibit I.ED.14

³ EB-2022-0156/EB-2022-0248/EB-2022-0249 Exhibit I.ED.16, part e).

ENBRIDGE GAS INC.

Answer to Interrogatory from
OEB Staff ("STAFF")

INTERROGATORY

Reference:

Letters of Comment

Preamble:

Following publication of the Notice of Application, the OEB received one letter of comment.

Question(s):

Please file a response to the matters raised in the letter of comment. Going forward, please ensure that responses to any matters raised in subsequent comments or letters that Enbridge Gas receives are filed in this proceeding. Please ensure that name and contact information is redacted for public filings. All responses must be filed before the argument (submission) phase of this proceeding.

Response

In response to the Letter of Comment filed February 13, 2023, regarding: (i) Indigenous Engagement; and (ii) Cost Benefit Analysis.

i. Indigenous Engagement

Enbridge Gas's responses to the comments received from Curve Lake First Nation can be found in the response at Exhibit I.STAFF.11, Attachment 2, attachment 5.27.

ii. Cost Benefit Analysis

The capital cost estimate for the Project is \$3,339,388 and the approved Natural Gas Expansion Program ("NGEP") funding for the Project is \$1,899,859 (net \$1,439,529). After taking into account the System Expansion Surcharge ("SES") and forecast revenues generated through customer attachments, the Project has a PI of 1.0 and is economically justified. In accordance with the Ontario Regulation 24/19 Expansion of Natural Gas Distribution Systems and the OEB guidance regarding application of the

SES (as described in its Decision and Order on Enbridge Gas' application for a System Expansion Surcharge, a Temporary Connection Surcharge, and an Hourly Allocation Factor - EB-2020-0094), no additional funding or cross-subsidization is expected or required.

Further, The Government of Ontario's NGEP was explicitly created under the *Access to Natural Gas Act, 2018*, to help expand access to natural gas to areas of Ontario that currently do not have access to the natural gas distribution system. The Hidden Valley Community Expansion Project was specifically assessed by the Government of Ontario and selected to receive funding via the NGEP on June 9, 2021, among hundreds of other project applications. The granting of Government of Ontario funding was rooted in extensive community consultation and support, together with local, geo-targeted market analysis to assess and substantiate customer interest in natural gas. As such, it is not appropriate or possible for Enbridge Gas to apply the awarded funding towards energy efficiency retrofits as suggested.

In response to the Letter of Comment filed April 19, 2023, regarding the letter of support from the Town of Huntsville included in Enbridge Gas's pre-filed evidence at Exhibit B, Tab 1, Schedule 1, Attachment 2:

The referenced letter of support for the Project was provided by the Mayor of Huntsville on July 31, 2020. That same letter was attached by Enbridge Gas to the Company's original Project proposal seeking funding via the Government of Ontario's NGEP (EB-2019-0255). On June 9, 2021, the government of Ontario announced that the Project was selected for funding under Phase 2 of the NGEP. In the letter, the Mayor states,

"Natural gas is the most common, affordable heating fuel in Ontario. We fully support the efforts of Enbridge Gas Inc., the OEB and the Ministry of Energy, Northern Development and Mines. We look forward to working together to expand natural gas access in our community to attract new opportunities, help create jobs and lower monthly costs for our residents."¹

Enbridge Gas is in regular contact with members of municipal council and is presently not aware of any express concerns having been raised by the same with regard to the proposed Project or actions/motions to withdraw its letter of support. In fact, all formal communications with the Township continue to reflect its full support for the Project.

¹ Exhibit B, Tab 1, Schedule 1, Attachment 2.

ENBRIDGE GAS INC.

Answer to Interrogatory from
OEB Staff ("STAFF")

INTERROGATORY

Reference:

Exhibit B, Tab 1, Schedule 1, page 2 of 6, paragraphs 7 and 9, Plus Attachment 3:
Natural Gas Pipeline Expansion Study - Hidden Valley

Preamble:

Enbridge Gas conducted surveys of potential residential customers to gauge interest in natural gas distribution service and conversion within the Project area. Enbridge Gas retained Forum Research, a third-party research supplier, to conduct surveys by telephone, online and in-person of potential residential customers in the Project area between August 23 and September 18, 2022. A total of 61 surveys were completed.

Question(s):

- a) What methods did Enbridge Gas use to collect the responses to the survey?
- b) What was the response rate to the survey? Please compare the response rate to response rates in recent market surveys conducted for or retained by Enbridge Gas for other Phase II community expansion projects?
- c) Since the completion of the market research survey on September 18, 2022, has Enbridge Gas obtained any additional information on the interest for switching to natural gas service as part of this community expansion project? Please provide any additional information.

Response

- a) Forum Research's door-to-door team distributed letters in the project area that contained a link to complete the survey online and the majority of the respondents completed the survey using this method. Some surveys were also completed by residents using a mobile laptop device provided by Forum's door-to-door team. Two surveys were completed by telephone.

- b) As described in the Company's pre-filed evidence at Exhibit B, Tab 1, Schedule 1, Attachment 3, the response rate was 42% based on a list of 144 properties identified for surveying. Surveys have not been completed for every community selected for funding in the second phase of the NGEF. Among eight "Phase 2" communities surveyed by Forum Research in 2022, the response rate ranged from 16% to 54%, with an average response rate of 37%. This is consistent with the average response rate from the previous group of surveys completed by Forum Research in 2020. The average response rate for the 2020 surveys was 39%, with a range of 17% - 64%.
- c) Yes. Enbridge Gas held the following in-person public information sessions within the Project area:
- Customer Kiosk, October 14 - 15, 2022
 - Customer Kiosk, February 10 - 11, 2023

Please see the response to Exhibit I.ED.28 part b), for the materials used in the public information sessions. An additional Customer Kiosk is scheduled for Q2 2023.

In addition, monthly door-to-door in-person conversations with potential customers began in October 2022 and will continue until the Project is placed into service. Please see the response to Exhibit I.ED.28 part b), for the materials used in the door-to-door conversations. Enbridge Gas also meets with potential customers at their residence upon their request to provide them with the opportunity to ask questions related to their unique circumstances. If potential customers elect to share their energy consumption from previous years, Enbridge Gas provides cost comparisons and potential savings based on equivalent energy consumption for those converting from propane and oil had they been utilizing natural gas as their primary fuel source instead. No cost comparisons are provided to customers converting from electricity. Please see Attachment 1 to this response for an example of a cost comparison provided to a customer in the Project area.

There have been 18 attachment applications for natural gas services completed and submitted to Enbridge Gas as of April 12, 2023. An additional 20 potential customers have also expressed interest in converting to natural gas. Additionally, the Condo Board at Turner Drive has expressed interest in natural gas service to 6 buildings which contain a total of 64 units.

Quick Conversion Date: Dec 22,2022 Address: [REDACTED] Customer: [REDACTED]

Propane - annual consumption = 1500 L provided by customer

Conversions:

1 litre of propane = equivalent heat value of 0.6818m3 Natural Gas

(SES) = System Expansion Surcharge
= \$0.23/m3

Annual Usage Propane (L)	Price Per/Litre (used avg. as provided by customer)	Annual Cost	Additional Cost I.E. Tank Rental	Total Annual Cost Propane (less HST)
1500	\$ 0.8750	\$1,312.50	\$ 125.00	\$1,437.50

Without Carbon Charge

Total M3 Natural Gas Converted from Litres	Price Per/m3 N.G.	Natural Gas Equivalent	Additional Cost Monthly Meter Charge \$23.18 x 12 months	Total Annual Cost N.G. with SES (less HST)
1023	\$0.8935	\$ 914.05	\$ 278.16	\$ 1,192.21
1023	\$0.7956	\$ 813.90	\$ 278.16	\$ 1,092.06

W/Carbon Charge
Without carbon charge

NOTE:	October 2022 Enbridge Gas Rates
	Price Per/m3 Natural Gas
Natural Gas Cost Calculation	\$0.5656/m3 + \$0.0979/m3 (carbon charge) = \$0.6635/m3 + \$0.23/m3 (SES)
Includes Expansion Surcharge and Carbon Charge	= \$0.8935 m3

Savings Estimate - on Natural Gas	\$345.44
Additional Projected Tax Savings:	\$44.91
Projected Total Savings	\$390.35

ENBRIDGE GAS INC.

Answer to Interrogatory from
OEB Staff ("STAFF")

INTERROGATORY

Reference:

Exhibit B, Tab 1, Schedule 1, pages 5-6 of 6, paragraph 13; Table 2: Forecasted Customer Attachments for the Project

Preamble:

The Project's in-service date is planned to be October 2023. The table below shows forecasted attachments over ten years annually starting in 2023. Enbridge Gas forecasted attachments of 110 customers in the Town of Huntsville and District of Muskoka (all residential) by the tenth year of the project (2023-2032).

Table 2: Forecasted Customer Attachments for the Project

Hidden Valley Customer Additions	2023	2024	2025	2026	2027	2028	2029	2030	2031	2032	Total Forecasted
Residential	29	26	10	7	6	7	6	7	6	6	110
Commercial											
Industrial											
Total	29	26	10	7	6	7	6	7	6	6	110

Question(s):

- a) Please discuss the method and data Enbridge Gas used to forecast 110 residential attachments in the Town of Huntsville by 2032.
- b) What is the assumed capture rate of the forecast attachments by the end of the tenth year?
- c) Please discuss any anticipated potential delays that may affect the construction schedule for the Project or cause the forecasted number of customer attachments to be below forecast.

- d) Please describe in detail Enbridge Gas's outreach activities, plans and/or programs to ensure that the customer attachments will be realized as forecasted.
- e) Please comment on differences in forecasted number of customer attachments Enbridge Gas provided in project proposal approved for funding in Phase 2 of the NGEF process and the project subject to this application?

Response

- a) Municipal Property Assessment Corporation ("MPAC") data was used to establish the basis for the forecast and to designate property types as residential, commercial, or industrial. Field visits were subsequently conducted to confirm addresses within the proposed Project scope and verify the validity of desktop category assumptions, where applicable.
- b) The overall percentage across all customer types assumed to attach to the Project by year 10 is 69% of the total potential. This value was established using standard assumptions for commercial/industrial customers, incorporating past experience, customer conversations, and expressions of interest if available, as well as Forum Research survey results regarding residential interest of converting to natural gas.¹
- c) Potential delays that may affect the construction schedule for the Project include: (i) the timing of when the OEB grants leave to construct the Project, and (ii) timing of when all other applicable permits and approvals are received. At this time, the Company does not anticipate any delays to the construction schedule and does not have any reason to expect that the actual number of customer attachments will be below forecast.
- d) Please see the response to Exhibit I.STAFF.2, part c), for details regarding in-person public information sessions and monthly door-to-door conversations within the Project area.
- e) As discussed in the response to part a) above, the Company's original proposal (EB-2019-0255) was developed based on a table-top estimate and desktop information available at the time; customer count information relied solely upon MPAC data and municipal/community address extracts to establish the basis for the forecast and to designate property types (e.g., residential, commercial or industrial).

¹ Exhibit B, Tab 1, Schedule 1, Attachment 3, p. 2

ENBRIDGE GAS INC.

Answer to Interrogatory from
OEB Staff (“STAFF”)

INTERROGATORY

Reference:

Exhibit E, Tab 1, Schedule 1, pages 1-2 of 5, paragraphs 1-3; Table 1: Estimated Project Costs (\$CAD)

Preamble:

The total estimated Project cost is \$3.5 million. The total pipeline costs are \$2.2 million. The total ancillary costs are \$1.3 million for which Enbridge Gas is not seeking Leave to Construct. The itemized costs for the Project are presented in the table below.

Table 1: Estimated Project Costs (\$CAD)

Item No.	Description	Pipeline Costs	Ancillary Costs
1.0	Material	17,995	99,330
2.0	Labour and Construction	1,359,704	982,239
3.0	Outside Services	519,452	23,531
4.0	Land, Permits, Approvals and Consultations	8,861	0
5.0	Contingency	186,637	113,549
6.0	Sub-Total	2,092,649	1,218,649
7.0	Interest During Construction	18,157	3,362
8.0	Direct Overheads	37,984	92,860
9.0	Total Project Costs	2,148,790	1,314,871

The estimated cost presented in the application is \$1.4 million higher than the original project proposal presented to the Government of Ontario (2019/2020) for funding under Phase 2 of the NGEF (EB-2019-0255). Enbridge Gas noted that the \$1.4 million cost increase is “...attributed primarily to the completion of the project design and schedule.”

Question(s):

- a) Please confirm that the variance between the estimated cost presented in the application is \$1.4 million higher than the original project proposal presented to the Government of Ontario for funding under Phase 2 of the NGEF. Please provide a reference to the evidence in the EB-2019-0255 proceeding where this can be reconciled.
- b) Please explain in more detail the reasons for the cost variance between the current estimate and Enbridge Gas's project proposal for funding under Phase 2 of the NGEF. To support your response, please provide a table (breaking down the itemized cost description) separately comparing the NGEF cost estimate to the current cost estimate. Please discuss any major variances in each itemized cost estimate.
- c) Please discuss whether any portion of the increased cost is associated with the increased number of forecasted customer attachments relative to the project proposal in 2019/2020 (110 compared to the original estimate of 103)

Response

a) – c)

While preparing a response to this interrogatory, Enbridge Gas noted an error at Exhibit E, Tab 1, Schedule 1, page 1. In Paragraph 3, the Company states:

“The cost estimate set out above differs from the amount estimated in the Company's original project proposal to the Government of Ontario (2019/2020) for funding under Phase 2 of the NGEF by approximately \$1.4 million (EB-2019-0255).”

However, as shown in Table 1 below, the cost estimate for the Project differs from the amount estimated in the Company's original proposal (EB-2019-0255) by approximately \$528 K.

Further and as noted in the Cover Letter to Enbridge Gas's responses to interrogatories filed May 2, 2023, the cost estimate for the Project has been updated from Enbridge Gas's pre-filed evidence at Exhibit E, Tab 1, Schedule 1, Table 1. As designs for the Project have become more detailed Enbridge Gas has refined its cost estimates and reflected revised costs in Table 1 below. The total impact of these updates to Project costs is a decrease in Pipeline Costs of approximately \$186K and an increase in Ancillary Costs of approximately \$62K.

Table 1

Item No	Description	Table 1 Project Cost (\$CAD)			Project Proposal (EB-2019-0255) (\$CAD)		
		Pipeline Costs	Ancillary Costs	Total	Pipeline Costs	Ancillary Costs	Total
1	Material	17,345	46,049	63,394	27,060	40,284	67,344
2	Labor and construction	1,092,429	1,141,339	2,233,768	1,491,540	639,861	2,131,401
3	Outside services	517,653	24,670	542,323	462,913	Included in No. 2	462,913
4	land, permits, approvals & consultation	8,340	0	8,340	4,986	0	4,986
5	Contingency	176,129	112,520	288,648	Included in all categories		
6	Sub-total	1,811,896	1,324,578	3,136,474	1,986,499	680,145	2,666,644
7	IDC	17,374	1,881	19,255	20,340	1,963	22,303
8	Direct overheads	133,318	50,341	183,659	90,000	32,770	122,770
9	Total project costs	1,962,588	1,376,800	3,339,388	2,096,839	714,878	2,811,717

The original Project proposal cost estimates were based on high-level desktop information available at the time. Upon approval for NGEF funding, the Company set out to refine the Project scope and associated cost estimate by conducting site specific investigations including site visits, field surveys, environmental studies, and consultation efforts with permitting agencies. Variances are explained below:

Updated Attachment Forecast

Through refinement of Project design and investigation of the underlying attachment forecast Enbridge Gas identified an error whereby it counted a multi-condo building containing 64 units as a single customer. As a result of adding 63 customers to the potential customer count, the Company's attachment forecast has been updated from 103 to 130. Please also see the response to Exhibit I.ED.4, part a).

Ancillary Asset Scope

As Project design was being finalized, it was determined that the originally scoped station was no longer required and the new system could be supported by tying into the existing pipeline at a Condominium property.¹ However, the savings associated with the elimination of the station were offset by the increased cost of servicing in the Project area, attributed to constructability challenges observed on site including rock and long inclined terrain.

Additionally, the scope of the pipeline assets versus the ancillary (service) assets was revisited upon approval of NGEF funding for the Project. Approximately 0.4 km of services was incorrectly scoped as pipeline infrastructure in the original filing and has been recategorized as servicing infrastructure.

The full original Project proposal can be found at Attachment 1 to this response.

¹ Exhibit G, Tab 1, Schedule 1, Paragraph 9

Schedule 7J
Enbridge Gas Community Expansion Project Proposal
Hidden Valley (Huntsville)

**Enbridge Gas Inc.
Potential Projects to Expand Access to Natural Gas Distribution**

Part I – Name of Proponent	
Name of Proponent: Enbridge Gas Inc.	File No: EB-2019-0255
Project Name: Hidden Valley (Huntsville) Community Expansion Project	
Address of Head Office: 50 Keil Drive North Chatham, ON N7M 5M1	Telephone Number: 519-436-4600
Name of Individual to Contact: Patrick McMahon	Office Telephone Number: 519-436-5325
	Cell Phone Number: 519-437-0759
	Email Address: patrick.mcmahon@enbridge.com

Part II – Description of Proponent’s Technical Expertise and Financial Capability
<i>Natural gas distributors that are currently rate-regulated by the OEB are not required to complete this Part.</i>
<i>A proponent that is not currently rate-regulated as a natural gas distributor by the OEB and that has multiple proposed projects is only required to provide the information in this Part once, unless the proponent has different organizational or financial structure approaches for its projects. In that case, the information in this Part must be provided for each different organizational or financing structure.</i>

Part II – Description of Proponent’s Technical Expertise and Financial Capability	
2.1	<p>Describe the proponent’s technical expertise to develop, construct, operate and maintain a natural gas distribution system.</p> <p>N/A</p>
2.2	<p>Describe the proponent’s financial capability to develop, construct, operate and maintain a natural gas distribution system, and provide the following:</p> <ul style="list-style-type: none"> • Current credit rating of the proponent, its parent or associated companies. • Financial statements for each of the past two fiscal years. This may include audited financial statements, annual reports, prospectuses or other such information. If the proponent does not have financial statements (because it is a new entrant), the proponent is instead to provide pro forma financial statements for two years along with notes or business plans explaining the assumptions used in preparing the pro forma statements, where the documents must be signed by at least one key individual. • If the proponent needs to raise additional debt or equity to finance the proposed project, evidence of the proponent’s ability to access the debt and equity markets. <p>New entrants that cannot provide the information identified in this section should explain why that is the case and provide the best information that they have available.</p> <p>N/A</p>

Part III – Description of and Support for Project							
3.1	<p>Provide a general overview of the project, which is to include the following: communities to be connected, including whether the project would serve any on-reserve Indigenous communities; existing population of each community by residential, commercial/institutional and industrial sectors; routing; length of pipeline; and nominal pipe size.</p> <p>Enbridge Gas is proposing to expand the gas distribution system within the Township of Huntsville to include the community of Hidden Valley. The proposed facilities will provide access to natural gas to a forecasted 103 residential customers.</p> <p>The proposed tie-in point will be near the Hidden Valley Highlands Ski Area connecting to existing 2” steel pipeline. The proposed distribution system will extend along Hidden Valley Road, Skyline Drive, Woodland Drive, Chalet Crescent, Lakeview Crescent and Turner Drive.</p> <p>The approximate length and size of the distribution pipelines required:</p> <table border="1" style="margin-left: auto; margin-right: auto;"> <thead> <tr> <th>Pipe Type</th> <th>Diameter (NPS)</th> <th>Length (m)</th> </tr> </thead> <tbody> <tr> <td>Polyethylene</td> <td>2</td> <td>4,400</td> </tr> </tbody> </table> <p>Please refer to Schedule 7J-1 for Project Map.</p>	Pipe Type	Diameter (NPS)	Length (m)	Polyethylene	2	4,400
Pipe Type	Diameter (NPS)	Length (m)					
Polyethylene	2	4,400					
3.2	<p>Provide the annual and cumulative forecast of the number of customer attachments over the ten-year rate stability period by residential, commercial/institutional and industrial sectors for each community. Indicate for each customer type whether the service to be provided would be firm or interruptible.</p> <p>Please refer to Schedule 7J-2, Table 3.2.</p>						
3.3	<p>Provide the annual and cumulative forecast of volumes (in m³) over the ten-year rate stability period by residential, commercial/institutional and industrial sectors for each community.</p> <p>For the residential segment, the default value for the average consumption level is 2,200 m³ per year. A proponent that has more accurate information regarding the annual consumption for residential customers in a given community may use that value, in which case it must explain how it has determined that it is more accurate than the default.</p> <p>Please refer to Schedule 7J-2, Table 3.3.</p>						

<p>3.4</p>	<p>Provide the estimated conversion costs to convert each of the existing heating systems (e.g., propane forced air, oil forced air, electric forced air and electric baseboard) and water-heating systems (e.g., electric, oil and propane) to natural gas. To the extent available, provide information on the current proportion of customers on each type of heating system.</p> <p>Provide the estimated annual costs of the existing alternative fuels relative to natural gas, including the annual savings with natural gas. The calculation of household energy costs for natural gas should include conversion costs, commodity costs, associated upstream transportation costs to Ontario, incremental CNG and LNG costs (where applicable), costs under the federal <i>Greenhouse Gas Pollution Pricing Act</i> and distribution costs. The assessment of household energy cost impacts should include greenhouse gas (GHG) emission estimates (whether positive or negative) related to converting existing heating and water heating systems to natural gas. The major assumptions (e.g., conversion factors) used in the calculations must also be provided.</p> <p>Please refer to Schedule 7J-3, Table 3.4.</p>
<p>3.5</p>	<p>Provide the proposed schedule for construction including the start date, all major milestones (with any phases) and the projected in-service date.</p> <p>Please refer to Schedule 7J-4 for Proposed Construction Schedule.</p>
<p>3.6</p>	<p>Provide letter(s) from the Band Council(s) and/or local government, as applicable, stating support for the project, including details of any commitment to financial support.</p> <p>Please refer to Schedule 7J-5.</p>
<p>3.7</p>	<p>Provide a copy of the Certificate of Public Convenience and Necessity (Certificate) for the area to be served, if held by the project proponent. If not, indicate whether another entity holds the Certificate for the area to be served, if known, and if so, identify the Certificate holder.</p> <p>Where the project proponent holds a Certificate for the areas to be served, specify the boundaries of the Certificate and indicate whether the boundaries encompass the entire area that would be supplied by the proposed project.</p> <p>Please refer to Schedule 7J-6 for Enbridge’s CPCNs for the former Town of Huntsville (FBC 170) and the former Township of Chaffey (FBC 255) which cover the entire area of the proposed project.</p>

	<p><i>Note: Per the District Municipality of Muskoka Act of 1970, effective January 1, 1971, the Town of Huntsville, the Village of Port Sydney, the Township of Brunel, the Township of Chaffey, the Township of Stisted and the Township of Stephenson were amalgamated to form the current Town of Huntsville. The community of Hidden Valley is located in the former Township of Chaffey and the former Town of Huntsville.</i></p>
<p>Part IV – Cost of Project</p>	
<p>4.1</p>	<p>Confirm that the proposed project includes a ten-year rate stability period.</p> <p>The proposed project does include a ten-year rate stability period.</p>
<p>4.2</p>	<p>Provide the total forecast of capital costs (including any forecast of upstream reinforcement costs) of the project at the end of the rate stability period (i.e., year ten).</p> <p>Where applicable, the inflation rate to be used is the most recent quarter average GDP IPI FDD. For interest during construction, the proponent is to use the OEB-prescribed interest rate for construction work in progress (CWIP).</p> <p>For projects proposing to use CNG and/or LNG, the costs of required infrastructure and other associated costs must be included as part of the total project capital costs.</p> <p>Include any upstream reinforcement costs in the total cost of the project. To the extent that the reinforcement costs for an incumbent utility’s proposed project are materially different from the reinforcement costs that the utility has estimated for another proponent’s project in the same area, the incumbent utility must identify in its filing that two separate estimates exist and explain the reasons for the differences.</p> <p>Please refer to Schedule 7J-2, Table 4.2.</p>

4.3	<p>Provide the total annual forecast revenue requirement of the project over the ten-year rate stability period (using fully allocated OM&A costs) and rate base amount at the end of year ten.</p> <p>Complete the tables below:</p> <p>Revenue Requirement</p> <table border="1" style="margin-left: 40px;"> <thead> <tr> <th>Description</th> <th>Year 1</th> <th>Year 2...</th> <th>Year 10</th> <th>Total</th> </tr> </thead> <tbody> <tr> <td>Revenue Requirement</td> <td></td> <td></td> <td></td> <td></td> </tr> </tbody> </table> <table border="1" style="margin-left: 40px;"> <thead> <tr> <th>Description</th> <th>Year 10</th> </tr> </thead> <tbody> <tr> <td>Closing Rate Base</td> <td></td> </tr> </tbody> </table> <p>Where applicable, the inflation rate to be used is the most recent quarter average GDP IPI FDD. For interest during construction, the proponent is to use the OEB-prescribed interest rate for construction work in progress (CWIP).</p> <p>Please refer to Schedule 7J-2, Table 4.3.</p>	Description	Year 1	Year 2...	Year 10	Total	Revenue Requirement					Description	Year 10	Closing Rate Base	
Description	Year 1	Year 2...	Year 10	Total											
Revenue Requirement															
Description	Year 10														
Closing Rate Base															

Part V – Section 36.2 Funding	
5.1	<p>Provide the total amount of section 36.2 funding needed to support the project.</p> <p>\$1,899,859</p> <p>Please refer to Schedule 7J-2, Table 5.1.</p>
5.2	<p>Provide the section 36.2 funding amount per customer number served in year ten of the project.</p> <p>\$18,445</p> <p>Please refer to Schedule 7J-2, Table 5.2.</p>
5.3	<p>Provide the section 36.2 funding amount per volume (m³) in year ten of the project.</p> <p>\$10.72</p> <p>Please refer to Schedule 7J-2, Table 5.3.</p>

Part VI – Distribution Charge	
6.1	<p>Provide the estimated amount that the proponent proposes to recover from residential customers on an annual basis (inclusive of any system expansion surcharge) in the form of an estimated annual distribution charge inclusive of fixed and variable charges over the rate stability period.</p> <p>Provide a confirmation that there would be no material cross-subsidization between rate classes.</p> <p>Please refer to Schedule 7J-2, Table 6.1.</p> <p>Enbridge Gas confirms that there will be no material cross-subsidization between rate classes.</p>

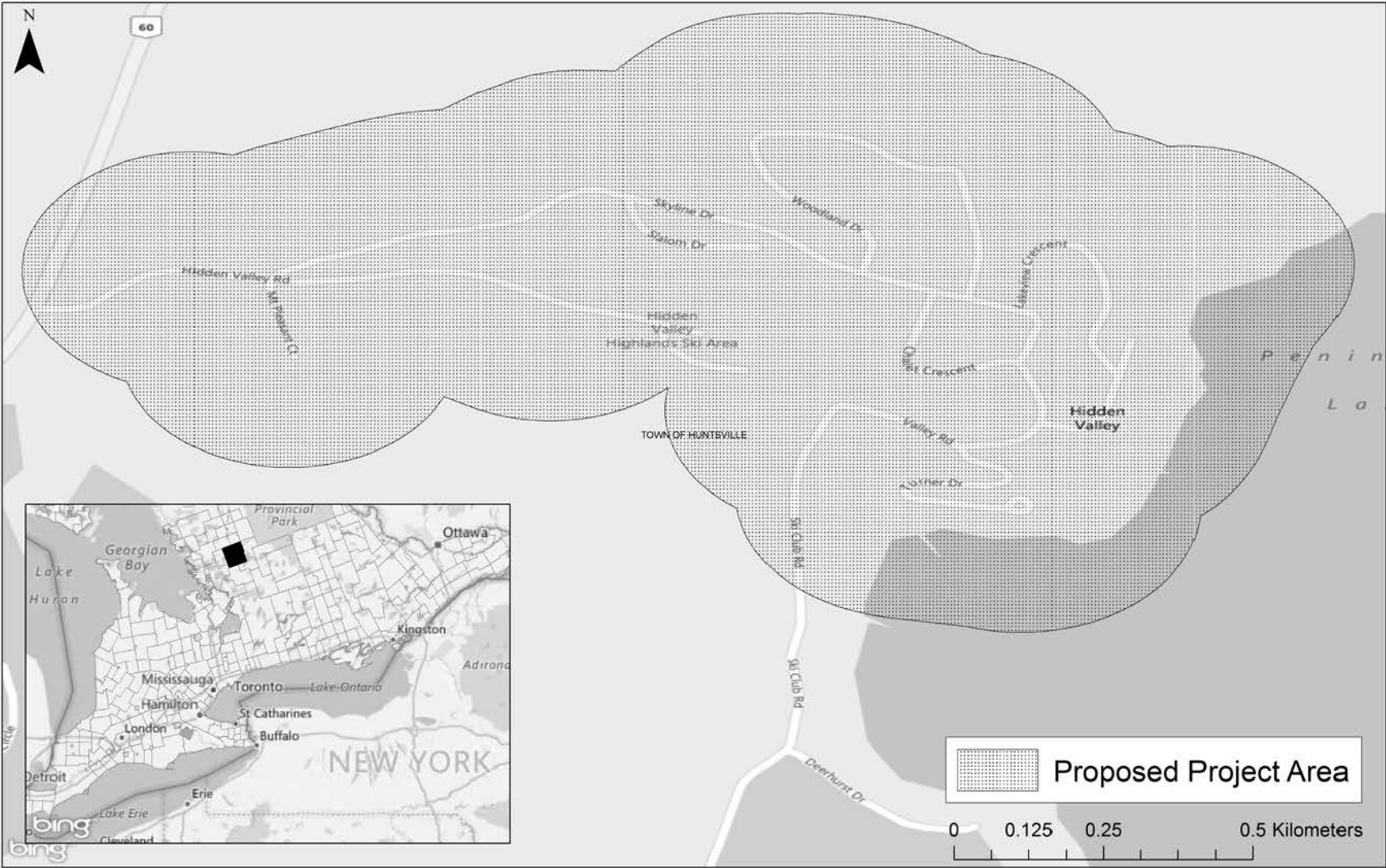
Part VII – Profitability Index / Benefit to Cost Ratio	
7.1	<p>Provide, in a summary table, the expected Profitability Index (PI) of the project, inclusive of the proposed section 36.2 funding. Provide any major assumptions used in the calculation, and specify all proposed section 36.2 funding, revenue from rates (including any proposed system expansion surcharges), capital contributions and municipal tax holidays or other municipal financial support.</p> <p>The project must have a PI of 1.0. The PI is to be calculated based on an individual project (i.e. not a “portfolio” of projects).</p> <p>Please refer to Schedule 7J-2, Table 7.1.</p>
7.2	<p>Provide, in a summary table that otherwise meets the requirements of section 7.1, the expected PI of the project without the proposed section 36.2 funding.</p> <p>Please refer to Schedule 7J-2, Table 7.2.</p>

Part VIII – OEB Approvals	
8.1	<p>Identify any OEB approvals that will be required for the project (Leave to Construct, Certificate of Public Convenience and Necessity, Municipal Franchise Agreement, Rate Order).</p> <ul style="list-style-type: none">• Leave to Construct• System Expansion Surcharge (SES) rate approval (subject to OEB determinations in the EB-2020-0094 harmonization proceeding)
8.2	<p>For OEB approvals identified in section 8.1, provide a schedule for applying for them and the date by which each of these approvals is required to meet the proposed in-service date. For this purpose, proponents should reference the performance standards posted on the OEB's website and where applicable assume a written hearing process.</p> <p>Please refer to Schedule 7J-4.</p>

Schedule 7J-1
Enbridge Gas Community Expansion Project Proposal

Hidden Valley (Huntsville)

Hidden Valley (Huntsville)



Schedule 7J-2
Enbridge Gas Community Expansion Project Proposal

Hidden Valley (Huntsville)

Community Expansion **Hidden Valley (Huntsville)**
InService Date: Nov-01-2023

EB-2019-0255
 Schedule 7J-2

Table 3.2 - Customer Attachments Over The Rate Stability Period

<u>Customer Type</u>	<u>Firm / IT</u>	<u>Project Year</u>	<u>1</u>	<u>2</u>	<u>3</u>	<u>4</u>	<u>5</u>	<u>6</u>	<u>7</u>	<u>8</u>	<u>9</u>	<u>10</u>	<u>Total</u>
Residential	Firm		28	24	9	8	5	7	5	7	5	5	103
Commercial	Firm		-	-	-	-	-	-	-	-	-	-	-
Institutional	Firm		-	-	-	-	-	-	-	-	-	-	-
Agricultural	Firm		-	-	-	-	-	-	-	-	-	-	-
Industrial	Firm		-	-	-	-	-	-	-	-	-	-	-
Total Customers			<u>28</u>	<u>24</u>	<u>9</u>	<u>8</u>	<u>5</u>	<u>7</u>	<u>5</u>	<u>7</u>	<u>5</u>	<u>5</u>	<u>103</u>
Cumulative Customers			28	52	61	69	74	81	86	93	98	103	

Table 3.3 - Annual and Cumulative Volumes Over The Rate Stability Period (m3)

<u>Customer Type</u>	<u>Project Year</u>	<u>1</u>	<u>2</u>	<u>3</u>	<u>4</u>	<u>Annual Volumes - m3</u>						<u>Total</u>
Residential		25,053	71,280	100,265	114,785	125,950	136,538	147,125	157,713	168,300	177,210	1,224,218
Commercial		-	-	-	-	-	-	-	-	-	-	-
Institutional		-	-	-	-	-	-	-	-	-	-	-
Agricultural		-	-	-	-	-	-	-	-	-	-	-
Industrial		-	-	-	-	-	-	-	-	-	-	-
Total Volumes		<u>25,053</u>	<u>71,280</u>	<u>100,265</u>	<u>114,785</u>	<u>125,950</u>	<u>136,538</u>	<u>147,125</u>	<u>157,713</u>	<u>168,300</u>	<u>177,210</u>	<u>1,224,218</u>

<u>Customer Type</u>	<u>Project Year</u>	<u>1</u>	<u>2</u>	<u>3</u>	<u>4</u>	<u>Cumulative Volumes - m3</u>					
Residential		25,053	96,333	196,598	311,383	437,333	573,870	720,995	878,708	1,047,008	1,224,218
Commercial		-	-	-	-	-	-	-	-	-	-
Institutional		-	-	-	-	-	-	-	-	-	-
Agricultural		-	-	-	-	-	-	-	-	-	-
Industrial		-	-	-	-	-	-	-	-	-	-
Total Volumes		<u>25,053</u>	<u>96,333</u>	<u>196,598</u>	<u>311,383</u>	<u>437,333</u>	<u>573,870</u>	<u>720,995</u>	<u>878,708</u>	<u>1,047,008</u>	<u>1,224,218</u>

Table 4.2 - Total Capital Costs At End Of The Rate Stability Period

Total Capital Costs	<u>Year 10</u>	<u>\$ 2,811,717</u>
---------------------	----------------	---------------------

Table 4.3 - Revenue Requirement Over The Rate Stability Period

	<u>Project Year</u>	<u>1</u>	<u>2</u>	<u>3</u>	<u>4</u>	<u>5</u>	<u>6</u>	<u>7</u>	<u>8</u>	<u>9</u>	<u>10</u>	<u>Total</u>
Revenue Requirement		<u>\$ 22,637</u>	<u>44,926</u>	<u>57,733</u>	<u>63,785</u>	<u>68,501</u>	<u>73,068</u>	<u>77,150</u>	<u>81,288</u>	<u>85,369</u>	<u>88,686</u>	<u>\$ 663,144</u>

Closing Rate Base (net of proposed Section 36.2 funding)	<u>Year 10</u>	<u>\$ 738,200</u>
--	----------------	-------------------

Community Expansion **Hidden Valley (Huntsville)**
InService Date: Nov-01-2023

EB-2019-0255
 Schedule 7J-2

Table 5.1 - Total Amount of Section 36.2 Funding

Section 36.2 Funding Needed to Support the Project \$ 1,899,859

Table 5.2 - Section 36.2 Funding Amount Per Customer Served

Section 36.2 Funding Amount Per Customer Served \$ Year 10
 18,445

Table 5.3 - Section 36.2 Funding Amount Per Volume (m3)

Section 36.2 Funding Amount Per Year 10 Volume (m3) \$ Year 10
 10.72

Table 6.1 - Distribution Charge

	<u>Project Year</u>	<u>1</u>	<u>2</u>	<u>3</u>	<u>4</u>	<u>5</u>	<u>6</u>	<u>7</u>	<u>8</u>	<u>9</u>	<u>10</u>	<u>Total</u>
Distribution Revenue	\$	5,956	16,990	23,960	27,513	30,235	32,774	35,313	37,852	40,391	42,514	\$ 293,498
SES Revenue		5,762	16,394	23,061	26,401	28,969	31,404	33,839	36,274	38,709	40,758	281,570
Total Distribution Charge	\$	<u>11,718</u>	<u>33,385</u>	<u>47,021</u>	<u>53,913</u>	<u>59,204</u>	<u>64,178</u>	<u>69,152</u>	<u>74,126</u>	<u>79,100</u>	<u>83,273</u>	<u>\$ 575,068</u>

Table 7.1 - Profitability Index (PI) Inclusive of Section 36.2 Funding

	<u>Net Present Value</u>
<u>Cash Inflow</u>	
Revenue:	
Distribution Revenue	\$ 664,256
System Expansion Surcharge (SES) Revenue	637,078
Total Revenue (A)	<u>1,301,334</u>
Expenses:	
O&M Expense	(222,650)
Municipal Tax	(146,966)
Income Tax	(119,805)
Total Expenses (B)	<u>(489,422)</u>
Total Cash Inflow (C = A + B)	\$ 811,912
<u>Cash Outflow</u>	
Gross Capital	(2,711,145)
Proposed Section 36.2 Funding	1,899,859
Change in Working Capital	(627)
Total Cash Outflow (D)	<u>\$ (811,912)</u>
Profitability Index (PI) Inclusive of Section 36.2 Funding (C / D)	<u>1.00</u>

Community Expansion **Hidden Valley (Huntsville)**
InService Date: Nov-01-2023

EB-2019-0255
 Schedule 7J-2

Table 7.2 - Profitability Index (PI) Without Section 36.2 Funding

	<u>Net Present Value</u>
<u>Cash Inflow</u>	
Revenue:	
Distribution Revenue	\$ 664,256
System Expansion Surcharge (SES) Revenue	<u>637,078</u>
Total Revenue (A)	1,301,334
Expenses:	
O&M Expense	(222,650)
Municipal Tax	(146,966)
Income Tax	<u>173,577</u>
Total Expenses (B)	(196,040)
Total Cash Inflow (C = A + B)	\$ 1,105,294
<u>Cash Outflow</u>	
Gross Capital	(2,711,145)
Change in Working Capital	<u>(627)</u>
Total Cash Outflow (D)	<u>\$ (2,711,771)</u>
Profitability Index (PI) Without Section 36.2 Funding (C / D)	<u>0.41</u>

Schedule 7J-3
Enbridge Gas Community Expansion Project Proposal

Hidden Valley (Huntsville)

Section 3.4 Hidden Valley (Huntsville)

Total Forecasted Customers 103 Penetration Rate 67%

Existing Fuel / Heating Type	Number of Customers	Current proportion of customer ¹	Estimated Conversion Cost ²	Estimated Annual Energy Costs (existing fuel)	Estimated Annual Energy Costs (natural gas)	Estimated Annual Savings per customer	Estimated Annual Savings	Estimated Annual GHG per customer Existing Fuel (tCO2e)	Estimated Annual GHG Change (increased GHG is +ve/decreased GHG is -ve) per customer switching to natural gas (tCO2e)	Estimated Annual GHG - Total Community - Existing Fuel (tCO2e)	Estimated Annual GHG Change (increased GHG is +ve/decreased GHG is -ve) total community switching to natural gas (tCO2e)
Oil	22	21%	\$ 5,000	\$ 2,787	\$ 1,495	\$ 1,292	\$ 27,948	6.6	-2.4	142	(53)
Electricity F/A	9	9%	\$ 5,000	\$ 1,998	\$ 1,495	\$ 503	\$ 4,662	0.5	3.6	5	33
Electricity Baseboard	12	12%	\$ 12,000	\$ 1,998	\$ 1,495	\$ 503	\$ 6,215	0.5	3.6	7	44
Propane	45	44%	\$ 600	\$ 1,611	\$ 1,495	\$ 116	\$ 5,269	5.1	-1.0	231	(44)
Wood	9	9%	\$ 3,500	N/A	N/A	\$ -	N/A	N/A	N/A	N/A	N/A
Other	5	5%	\$ 5,000	N/A	N/A	\$ -	N/A	N/A	N/A	N/A	N/A
Total	103	100%	\$ 31,100	\$ 8,395	\$ 5,981	\$ 2,414	\$ 44,094	12.7	3.8	385	(19)

¹ Fuel shares were estimated based on the average fuel share distribution observed in other potential expansion areas. Specifically, the fuel share distribution from 27 prospective expansion areas surveyed in 2018 and 2020 were averaged, with weights based number of homes in each area. Fuel percentages may not add up to 100% due to rounding error.

² Based on Market Research gathered information. All of the costs are installed costs, so the cost of new equipment + the cost of having it installed.

	Emission Factors				
	CO2	CH4	N2O	CO2e	Units
Natural Gas	1863 g/m3	0.037 g/m3	0.035 g/m3	0.001874355 tonnes/m3	
Heating Oil	2725 g/L	0.006 g/L	0.031 g/L	0.002734388 tonnes/L	
Propane	1510 g/L	0.024 g/L	0.108 g/L	0.001542784 tonnes/L	
Electricity	30 g/kWh	-	-	0.00003 tonnes/kWh	
Wood	-	-	-	-	-

Emission Factor Sources:

Natural gas, heating oil and propane CO2 factors: Guideline for Quantification, Reporting and Verification of GHG Emissions - Ontario Ministry of Environment, Conservation and Parks

Natural gas, heating oil and propane CH4 and N2O factors: Canada's Greenhouse Gas Quantification Requirements, December 2019 - Environment and Climate Change Canada

Electricity factors: 2020 National Inventory Report (Part 3) - Environment and Climate Change Canada (using 2018 consumption intensity for Ontario)

Estimated Annual GHG (tCO2e) = Emission Factors x Consumption Equivalent

Estimated Annual GHG Change (tCO2e) = Estimated Annual GHG For Natural Gas - Estimated Annual GHG For Existing Fuel (tCO2e)

Rate 01 (Community Expansion, Non-FN)					
Consumption Equivalent			Price per Unit		
Gas	m3	2200	Gas (incl. fixed)	\$/m3	0.680
Heating oil	L	2397	Heating oil	\$/L	1.163
Electricity	kWh	17778	Electricity	\$/kWh	0.112
Propane	L	3309	Propane	\$/L	0.487

Notes:

Gas prices correspond to EGI (Union Gas North East) April 2020 rates, including 23 cents per m3 SES charge.

Heating Oil Prices correspond to the latest available Toronto retail prices (February 2019)

Electricity prices correspond to Hydro One (Med Density - R1) distribution rates implemented January 1, 2020 and includes the new Ontario Electricity Rebate (OER)

The calculated annual savings vs electricity do not reflect the COVID-19 Emergency pricing which is effective for 45 days

Propane prices are currently unavailable for the Union North Rate zones.

Carbon price is included for all energy types as reported. All costs exclude HST.

Schedule 7J-4
Enbridge Gas Community Expansion Project Proposal

Hidden Valley (Huntsville)

Hidden Valley (Huntsville) Community Expansion Project Pipeline Construction Schedule

Task Name	2022												2023												2024																										
	Jan	Feb	Mar	Apr	May	Jun	Jul	Aug	Sep	Oct	Nov	Dec	Jan	Feb	Mar	Apr	May	Jun	Jul	Aug	Sep	Oct	Nov	Dec	Jan	Feb	Mar	Apr	May	Jun	Jul	Aug	Sep	Oct	Nov	Dec															
Environmental Assessments				█																																															
Permits & Approvals							█																																												
Leave to Construct Application and Approval						█																																													
Pre-Construction, Construction and Testing															█																																				
In Service																																																			

Schedule 7J-5
Enbridge Gas Community Expansion Project Proposal

Hidden Valley (Huntsville)



OFFICE OF THE MAYOR

July 31, 2020

Dear Regional Director Luke Skaarup,

Re: Expression of Support for Natural Gas Expansion to Hidden Valley Resort, Huntsville

In December 2019, the Government of Ontario announced plans to further increase access to natural gas by making financial support available for new service expansion projects. This Natural Gas Expansion Program will unlock financial support needed to expand natural gas service to new areas across Ontario that are not economically feasible without support. Our municipality is one such area, and we are eager to bring this affordable, reliable fuel source to our residents and businesses.

On behalf of the Town of Huntsville, I would like to formally express our interest to have Hidden Valley Resort included on Enbridge Gas' list of projects being proposed to the Ontario Energy Board (OEB) for consideration for financial support through the Natural Gas Expansion Program.

Based on the draft Guidelines issued by the OEB (EB-2019-0255), we are aware that Enbridge Gas Inc. may be required to include support for the proposed project from Band Council(s) and/or local government, as applicable, demonstrated through a written expression of support and/or a commitment to financial support in its project submissions.

Natural gas is the most common, affordable heating fuel in Ontario. We fully support the efforts of Enbridge Gas Inc., the OEB and the Ministry of Energy, Northern Development and Mines. We look forward to working together to expand natural gas access in our community to attract new opportunities, help create jobs and lower monthly costs for our residents.

Sincerely,

A handwritten signature in blue ink, appearing to read "K. Terziano", is written over a horizontal line.

Karin Terziano
Mayor of Huntsville

KT:bj

Schedule 7J-6
Enbridge Gas Community Expansion Project Proposal

Hidden Valley (Huntsville)

ONTARIO FUEL BOARD

IN THE MATTER OF The Municipal Franchises Act, R.S.O. 1950, Chapter 249, and amendments thereto;

AND IN THE MATTER OF an application by Northern Ontario Natural Gas Company Limited for a certificate of public convenience and necessity to construct works and to supply gas to the inhabitants of the Town of Huntsville.

B E F O R E:

A. R. CROZIER, and } TUESDAY, the 17th day of
D. M. TREADGOLD, Q.C. } December, 1957.

CERTIFICATE OF PUBLIC CONVENIENCE AND NECESSITY

UPON THE APPLICATION OF Northern Ontario Natural Gas Company Limited (hereinafter referred to as the "Applicant") for a certificate pursuant to the provisions of The Municipal Franchises Act, R.S.O. 1950, Chapter 249, Section 8 and amendments thereto, and at a public hearing of such application by the Board at the City of Toronto on the 17th day of December, 1957, after due notice of such hearing had been given as directed by the Board, in the presence of counsel for the Applicant and upon consideration of the evidence and exhibits produced at the hearing and upon hearing what was alleged by counsel aforesaid:

1. THIS BOARD DOETH ORDER that a Certificate of Public Convenience and Necessity be and the same is hereby granted to Northern Ontario Natural Gas Company Limited for the supply of natural gas to the inhabitants of the Town of Huntsville, and for the construction of the works necessary therefor.

2. AND THIS BOARD DOETH FURTHER ORDER that the costs of this hearing are fixed at \$20.00 and shall be paid

forthwith by the Applicant to the Board.

DATED at Toronto this 14th day of February, 1958

ONTARIO FUEL BOARD

A handwritten signature in cursive script, appearing to be "J. P. ...", written over a horizontal line.

A handwritten signature in cursive script, appearing to be "...", written over a horizontal line.

ONTARIO FUEL BOARD

IN THE MATTER OF The Municipal Franchises Act, R.S.O. 1950, Chapter 249, and amendments thereto;

AND IN THE MATTER OF an application by Northern Ontario Natural Gas Company Limited for a certificate of public convenience and necessity to construct works and to supply gas to the inhabitants of the Town of Huntsville

CERTIFICATE OF PUBLIC CONVENIENCE
AND NECESSITY

McCarthy & McCarthy
330 University Ave.
Toronto 1 - Ontario

ONTARIO FUEL BOARD

IN THE MATTER OF The Municipal Franchises Act, R. S. O. 1950, Chapter 249, and amendments thereto;

AND IN THE MATTER OF an application by Northern Ontario Natural Gas Company Limited for a Certificate of Public Convenience and Necessity to construct works and to supply gas to the inhabitants of the Township of Chaffey.

B E F O R E:

A. R. CROZIER, Chairman)
J. J. WINGFELDER, Commissioner) Friday, the 9th day of
May, 1958.

CERTIFICATE OF PUBLIC CONVENIENCE AND NECESSITY

UPON THE APPLICATION OF Northern Ontario Natural Gas Company Limited (hereinafter referred to as the "Applicant") for a certificate pursuant to the provisions of The Municipal Franchises Act, R.S.O. 1950, Chapter 249, Section 6 and amendments thereto, and at a public hearing of such application by the Board at the City of Toronto on the 9th day of May, 1958, after due notice of such hearing had been given as directed by the Board in the presence of counsel for the applicant, no one else appearing, and upon consideration of the evidence and exhibits produced at the hearing and upon hearing what was alleged by counsel aforesaid:

1.9 THIS BOARD DOITH ORDER that a Certificate of Public Convenience and Necessity be and the same is hereby granted to Northern Ontario Natural Gas Company Limited for the supply of natural gas to the inhabitants of the Township of Chaffey and for the construction of the works necessary therefor.

2.9 AND THIS BOARD DOITH FURTHER ORDER that the Certificate of Public Convenience and Necessity hereby granted may be assigned by Northern Ontario Natural Gas Company Limited to Montreal Trust Company, the trustee under the deed of trust and mortgage, dated as of June 1, 1958, to be made between Northern Ontario Natural Gas Company Limited and Montreal Trust Company, as trustee, and to such person, firm or corporation to whom Montreal Trust Company, as trustee, may assign such Certificate in execution of the trusts under the said deed of trust and mortgage, together with, in each case, all rights and

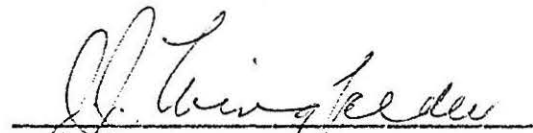
powers, statutory or otherwise, which flow from or are evidenced by such Certificate.

3. AND THIS BOARD DOETH FURTHER ORDER that the costs of this hearing are fixed at \$10.00 and shall be paid forthwith by the Applicant to the Board.

DATED at Toronto this *24th* day of June, 1958.

ONTARIO FUEL BOARD:


Chairman


Commissioner.

ENBRIDGE GAS INC.

Answer to Interrogatory from
OEB Staff ("STAFF")

INTERROGATORY

Reference:

Exhibit E, Tab 1, Schedule 1, pages 4-5 of 5, paragraphs 13-14
EB-2022-0200, Enbridge Gas 2024 Rebasing Application, Exhibit I.2.6-Staff-74

Preamble:

After SES and NGEP funding, the Project currently has a NPV of -\$71,000 and a PI of 0.95. In its original proposal (EB-2019-0255), Enbridge Gas provided an estimated PI of 1.0 for the Project. Enbridge Gas indicated that the primary driver of the lower estimated PI in this application is higher forecasted capital costs partially offset by higher distribution rates and lower forecasted property taxes.

Enbridge Gas stated that the estimates of NPV and PI are subject to change as the Project progresses through the design and construction phase. Any variances from forecasted capital cost or revenues, including variances in the customer attachment forecast for the Project, will be managed by Enbridge Gas during the rate stability period. The final actual PI will be determined using actual information and will be communicated at the next rebasing application after the expiry of the rate stability period.

In its 2024 Rebasing application, Enbridge Gas stated that it proposed to include the original net capital cost of the Project that underpinned the NGEP funding proposal in rate base.

Question(s):

- a) Please confirm that matters relating to the appropriate net capital amount to be included in rate base for the rate stability period are properly addressed as part of Enbridge Gas's 2024 Rebasing proceeding.
- b) Please advise whether, after the conclusion of the rate stability period and at the time of next rebasing, it is Enbridge Gas's intent to seek to close to rate base the

actual capital costs of the Project and include the most up-to-date forecast of revenues associated with the Project.

- c) Please advise whether, after the conclusion of the rate stability period and assuming that the current forecast of costs and revenues is accurate, there will be a subsidy from Enbridge Gas's other ratepayers to the customers connected to the Project in the context of a realized PI of 0.95 in this scenario.

Response

- a) Confirmed.
- b) Confirmed.
- c) At the conclusion of the 10-year rate stability period, at the subsequent rebasing application, Enbridge Gas will provide the actual capital cost and revenues and will seek to recover any revenue requirement shortfall based on a PI of 1.0.

As noted in the Cover Letter to Enbridge Gas's response to interrogatories filed May 2, 2023, the cost estimate for the Project has been updated from Enbridge Gas's pre-filed evidence at Exhibit E, Tab 1, Schedule 1, Table 1. The total impact to Project costs is a decrease in Pipeline Costs of approximately \$186K and an increase in Ancillary Costs of approximately \$62K. Further, through refinement of Project design and investigation of the underlying attachment forecast Enbridge Gas identified an error whereby it counted a multi-condo building containing 64 units as a single customer. Accordingly, the Company's attachment forecast has been updated from 103 to 130. As a result of these changes, the Project now has a PI of 1.0 and the Company does not anticipate there to be any subsidy required from other ratepayers to the customers connecting to the Project. Please see the response to Exhibit I.STAFF.4, for further discussion of these updates.

ENBRIDGE GAS INC.

Answer to Interrogatory from
OEB Staff ("STAFF")

INTERROGATORY

Reference:

Exhibit F, Tab 1, Schedule 1: Environmental Matters, page 1 of 5; Attachment 1 and 2.

Preamble:

The Environmental Report (ER) was sent via email to OPCC members, municipalities, conservation authorities, and Indigenous communities on September 16, 2022. The ER was sent by letter to landowners on September 16, 2022. The comments received were acknowledged and, where required, responses were provided.

Question(s):

- a) Please provide the supporting documentation, i.e. the email correspondence referenced in Attachment 2.
- b) Please file an update of the comments provided in Attachment 2 (summarized in tabular format) that Enbridge Gas has received as part of its consultation since the application was filed, including the supporting documentation, i.e. email correspondence that is referenced. Please include the dates of communication, the issues and concerns identified by the parties, as well as Enbridge Gas's responses and actions to address these issues and concerns.

Response

- (a) Please refer to Attachment 1 to this response.
- (b) Please refer to Attachment 2 to this response.

Indigenous Communities

From: Melanie Green <Melanie.Green@enbridge.com>

Indigenous Communities #1

Sent: Wednesday, February 22, 2023 11:46 AM

To: Francis M. Chua <francis@francischua.com>

Cc: Lauryn Graham <lauryn.graham@enbridge.com>; Sarah Crowell <sarah.crowell@enbridge.com>; Julie Kapyrka <JulieK@curvelake.ca>; Kaitlin Hill (Curve Lake) (KaitlinH@curvelake.ca) <KaitlinH@curvelake.ca>; Paige Williams <paigew@curvelake.ca>; Tiffany McLellan <TiffanyM@curvelake.ca>; KeithK@curvelake.ca; Katie Young-Haddlesey <KatieYH@curvelake.ca>; Kayla Wright <kayla@francischua.com>; Gary Pritchard <gpritchard@4directionsconservation.com>; info@4directionsconservation.com; Hannah Tosello <htosello@4directionsconservation.com>

Subject: RE: CLFN ENVIRONMENT Review: Hidden Valley Community Expansion Project - Environmental Report

Good morning,

At last I provide you with our responses to your comments on the environmental report pertaining to Hidden Valley Community Expansion Project. Thank you so much for taking the time to review and provide these comments – we appreciate it immensely.

Please have a read, and should you have any concerns, please let me know.

Thank you and chat soon,

Mel

From: Francis M. Chua <francis@francischua.com>

Sent: Monday, October 31, 2022 5:47 PM

To: Melanie Green <Melanie.Green@enbridge.com>

Cc: Lauryn Graham <lauryn.graham@enbridge.com>; Sarah Crowell <sarah.crowell@enbridge.com>; Julie Kapyrka <JulieK@curvelake.ca>; Kaitlin Hill (Curve Lake) (KaitlinH@curvelake.ca) <KaitlinH@curvelake.ca>; Paige Williams <paigew@curvelake.ca>; Tiffany McLellan <TiffanyM@curvelake.ca>; KeithK@curvelake.ca; Katie Young-Haddlesey <KatieYH@curvelake.ca>; Kayla Wright <kayla@francischua.com>; Gary Pritchard

<gpritchard@4directionsconservation.com>; info@4directionsconservation.com; Hannah Tosello

<htosello@4directionsconservation.com>

Subject: [External] CLFN ENVIRONMENT Review: Hidden Valley Community Expansion Project - Environmental Report

CAUTION! EXTERNAL SENDER

Were you expecting this email? TAKE A CLOSER LOOK. Is the sender legitimate?
DO NOT click links or open attachments unless you are 100% sure that the email is safe.

Hello Melanie.

I am submitting this review on behalf of Curve Lake First Nation.

I hope you had a restful weekend.

~ Francis

From: Melanie Green <Melanie.Green@enbridge.com>
Sent: Friday, October 7, 2022 7:45 AM
To: Francis M. Chua <francis@francischua.com>; JordonM@curvelake.ca <JordonM@curvelake.ca>; JulieK@curvelake.ca <JulieK@curvelake.ca>; KaitlinH@curvelake.ca <KaitlinH@curvelake.ca>; Kayla Wright <kayla@francischua.com>
Cc: Lauryn Graham <lauryn.graham@enbridge.com>; Sarah Crowell <sarah.crowell@enbridge.com>
Subject: RE: Hidden Valley Community Expansion Project - Environmental Report

Excellent – thank you

From: Francis M. Chua <francis@francischua.com>
Sent: Tuesday, October 4, 2022 3:29 PM
To: Melanie Green <Melanie.Green@enbridge.com>; JordonM@curvelake.ca; JulieK@curvelake.ca; KaitlinH@curvelake.ca; Kayla Wright <kayla@francischua.com>
Cc: Lauryn Graham <lauryn.graham@enbridge.com>; Sarah Crowell <sarah.crowell@enbridge.com>
Subject: [External] Re: Hidden Valley Community Expansion Project - Environmental Report

CAUTION! EXTERNAL SENDER

Were you expecting this email? TAKE A CLOSER LOOK. Is the sender legitimate?
DO NOT click links or open attachments unless you are 100% sure that the email is safe.

Hi Melanie. We do have this on our schedule for review by Oct 31.

~ Francis

From: Melanie Green <Melanie.Green@enbridge.com>
Sent: Tuesday, October 4, 2022 1:25 PM
To: Francis M. Chua <francis@francischua.com>; JordonM@curvelake.ca <JordonM@curvelake.ca>; JulieK@curvelake.ca <JulieK@curvelake.ca>; KaitlinH@curvelake.ca <KaitlinH@curvelake.ca>; Kayla Wright <kayla@francischua.com>
Cc: Lauryn Graham <lauryn.graham@enbridge.com>; Sarah Crowell <sarah.crowell@enbridge.com>
Subject: RE: Hidden Valley Community Expansion Project - Environmental Report

Good afternoon,

Just reaching back regarding the - Hidden Valley Community Expansion Project - Environmental Report. Not sure if you have had some time to review – as you know we are interested in your review and comment. Also, please remember we recognize the time it takes to review and comment on a document of this capacity and we are prepared to provide capacity funding in order to do so.

Thank you so much in advance and I look forward to your reply.

Have a great rest of your day!

Mel

From: Melanie Green
Sent: Tuesday, September 20, 2022 11:37 AM
To: francis@francischua.com; JordonM@curvelake.ca; JulieK@curvelake.ca; KaitlinH@curvelake.ca; kayla@francischua.com
Cc: Lauryn Graham <lauryn.graham@enbridge.com>; Sarah Crowell <sarah.crowell@enbridge.com>
Subject: Hidden Valley Community Expansion Project - Environmental Report

Good morning,

We have been provided the Environment Report pertaining to the Hidden Valley Community Expansion Project – please see the below information to access and review. We are hoping for a review by October 31st, 2022 – please let us know if this date is reasonable.

As a reminder, Enbridge Gas acknowledges that capacity support may be required to enable you to engage in timely technical reviews of documents, participation in field work associated with the proposed Project, and to allow for meaningful consultation. Consistent with our approach on all projects, we are prepared to provide capacity funding to support your team’s engagement in relation to the proposed Project.

We are interested in your community’s feedback, including whether the project may have adverse impacts on your Aboriginal or Treaty rights and how the impacts could be avoided, minimized, or mitigated.

Login Information

Browser link: <https://tmpsftp.stantec.com>

FTP Client Hostname: tmpsftp.stantec.com **Port:** 22 (can be used within a SFTP client to view and transfer files and folders; e.g., FileZilla)

Login name: s0922120950

Password: 8150418

Disk Quota: 20 GB

Expiry Date: 9/29/2022

Should you have any questions, please let me know,

Have a great day!

Mel

From: Melanie Green

Sent: Monday, August 8, 2022 9:10 AM

To: francis@francischua.com; JordonM@curvelake.ca; JulieK@curvelake.ca; KaitlinH@curvelake.ca; kayla@francischua.com

Cc: Lauryn Graham <lauryn.graham@enbridge.com>; Sarah Crowell <sarah.crowell@enbridge.com>

Subject: Hidden Valley Community Expansion Project - Draft Stage 1 AA

Good morning,

I have been provided with the Draft Stage 1AA pertaining to Hidden Valley Community Expansion Project – I have attached it above for your review and comment. I was wondering if a response of September 12th, 2022 is a reasonable ask.

As a reminder, Enbridge Gas acknowledges that capacity support may be required to enable you to engage in timely technical reviews of documents, participation in field work associated with the proposed Project, and to allow for meaningful consultation. Consistent with our approach on all projects, we are prepared to provide capacity funding to support your team’s engagement in relation to the proposed Project.

We are interested in your community’s feedback, including whether the project may have adverse impacts on your Aboriginal or Treaty rights and how the impacts could be avoided, minimized, or mitigated.

Thank you in advance and have a great day!

Mel

From: Melanie Green

Sent: Wednesday, May 4, 2022 1:24 PM

To: francis@francischua.com; JordonM@curvelake.ca; JulieK@curvelake.ca; KaitlinH@curvelake.ca; kayla@francischua.com

Cc: Lauryn Graham <lauryn.graham@enbridge.com>; Sarah Crowell <sarah.crowell@enbridge.com>

Subject: Hidden Valley Community Expansion Project - Information

Good afternoon,

Happy middle of the week!

I wanted to bring to your attention a project; Hidden Valley Community Expansion Project that is proposed to take place in the Huntsville, Ontario area - Enbridge Gas Inc. is proposing to construct new natural gas pipelines to provide services to the community of Hidden Valley.

Enbridge Gas’s Hidden Valley Community Expansion Project (the “Project”) will require the construction of new natural gas pipelines to distribute natural gas volumes to residential and commercial customers in Hidden Valley.

Enbridge Gas Inc. (Enbridge Gas) is proposing to construct approximately 5KM of Nominal Pipe Size (“NPS”) 2 Polyethylene (“PE”) natural gas distribution pipeline to service community of Hidden Valley within the city of Huntsville.

We invite you to review the attached letter for more information – as well, more information is forthcoming.

As a reminder, Enbridge Gas acknowledges that capacity support may be required to enable you to engage in timely technical reviews of documents, participation in field work associated with the proposed Project, and to allow for meaningful consultation. Consistent with our approach on all projects, we are prepared to provide capacity funding to support your team's engagement in relation to the proposed Project.

We are interested in your community's feedback, including whether the project may have adverse impacts on your Aboriginal or Treaty rights and how the impacts could be avoided, minimized, or mitigated.

Should you have any questions or concerns, please reach back.

I look forward to hearing from you!

Have a great day!

Melanie

Melanie Green C.E.T

Senior Advisor, Community & Indigenous Engagement, Eastern Region
Conseiller principal, Engagement communautaire et autochtone, Région de l'Est

Public Affairs, Communications & Sustainability
Affaires publiques, communications et développement durable

ENBRIDGE INC.

TEL: 613.747.4039 | Cell: 613.297.4365
400 Coventry Rd, Ottawa, ON K1K2C7

www.enbridge.com

Safety. Integrity. Respect. Inclusion.
Sécurité. Intégrité. Respect. Inclusion.

Caution: This email originated from outside of Stantec. Please take extra precaution.

Attention: Ce courriel provient de l'extérieur de Stantec. Veuillez prendre des précautions supplémentaires.

Atención: Este correo electrónico proviene de fuera de Stantec. Por favor, tome precauciones adicionales.

OPCC

From: [Eplett, Megan \(MECP\)](#)
To: [Jahangir, Sabriya](#)
Subject: RE: Enbridge Gas Inc. – Hidden Valley Community Expansion Project – Environmental Report
Date: Wednesday, October 5, 2022 9:36:43 AM

Hi Sabriya,

The Ministry of the Environment, Conservation and Parks (MECP) has reviewed the information provided in the Hidden Valley Community Expansion Project: Environmental Report submitted by Stantec Consulting Ltd. submitted on October 4th, 2022 to assess the potential impacts of the proposal on species at risk protected under the *Endangered Species Act, 2007* (ESA). It is understood the project entails construction of approximately 5 km of natural gas pipeline and works are limited to the existing road right of way.

Based on our review of the project documentation and information that has been provided, the conclusions that the Stantec Consulting Ltd. has made that neither sections 9 nor 10 of the ESA will be contravened for species identified above, appear reasonable and valid and therefore authorization is not required. Please ensure the Mitigation and Protective Measures outlined within the Environmental Report are followed.

Should any of the project activities change, please notify MECP immediately to obtain advice on whether the changes require authorization under the ESA. Failure to carry out these projects as described could potentially result in contravention of the ESA. Further, it is recommended that Stantec Consulting Ltd. continue to monitor for species at risk activity during the course of site development to document changes, in the event that there should be any. You remain responsible for ensuring compliance with the ESA and may be subject to prosecution or other enforcement action if your activities result in any harm to an at-risk species or habitat.

It is understood there may be future field surveys prior to works being undertaken. Should information not have been made available and considered in our review or new information come to light that changes the conclusions made within the Environmental Report, or if on-site conditions and circumstances change so as to alter the basis for these conclusions, please contact the Species at Risk Branch as soon as possible to discuss next steps.

We also note that while it does not appear that an ESA permit will be required, the proposed activities may be subject to other approvals, such as those issued by local municipalities and conservation authorities. Please be advised that it is the responsibility of the proponent to be aware of and comply with all other relevant provincial or federal requirements, municipal by-laws or required approvals from other agencies. It is also the responsibility of the proponent to ensure that all required approvals are obtained and relevant policies adhered to.

Thank you,

Megan

Megan Eplett | Management Biologist | Landscape Species Recovery Section | Species at Risk Branch
Ministry of the Environment, Conservation and Parks | Phone: 289-221-1794 | Email:
megan.eplett@ontario.ca

From: Jahangir, Sabriya <Sabriya.Jahangir@stantec.com>
Sent: Tuesday, October 4, 2022 11:31 AM

To: Eplett, Megan (MECP) <Megan.Eplett@ontario.ca>

Subject: RE: Enbridge Gas Inc. – Hidden Valley Community Expansion Project – Environmental Report

CAUTION -- EXTERNAL E-MAIL - Do not click links or open attachments unless you recognize the sender.

Hi Megan,

Sure, not a problem.

Please see below for the new FTP link.

Login Information

FTP link: <https://tmpsftp.stantec.com>

Login name: s1011084856

Password: 2424619

Disk Quota: 20 GB

NEW Expiry Date: 10/18/2022

Regards,

-Sabriya

Sabriya Jahangir

Environmental Consultant, Assessment and Permitting

From: Eplett, Megan (MECP) <Megan.Eplett@ontario.ca>

Sent: Tuesday, October 4, 2022 10:21 AM

To: Jahangir, Sabriya <Sabriya.Jahangir@stantec.com>

Subject: RE: Enbridge Gas Inc. – Hidden Valley Community Expansion Project – Environmental Report

Hello Sabriya,

Could you please send the FTP link again? I was unable to download prior to the link expiry.

Thank you,

Megan

Megan Eplett | Management Biologist | Landscape Species Recovery Section | Species at Risk Branch

Ministry of the Environment, Conservation and Parks | Phone: 289-221-1794 | Email: megan.eplett@ontario.ca

From: Jahangir, Sabriya <Sabriya.Jahangir@stantec.com>

Sent: Friday, September 16, 2022 10:14 AM

To: HiddenValleyEA <HiddenValleyEA@stantec.com>

Subject: Enbridge Gas Inc. – Hidden Valley Community Expansion Project – Environmental Report

CAUTION -- EXTERNAL E-MAIL - Do not click links or open attachments unless you recognize the sender.

Good Morning,

Enbridge Gas Inc. (Enbridge Gas) is proposing to construct the Hidden Valley Community Expansion Project to provide affordable natural gas to the Town of Huntsville (the Project). The Project will involve the construction of up to approximately 5 kilometers (km) of 2-inch Nominal Pipe Size (NPS) natural gas pipeline to be located primarily along Hidden Valley Road from Highway 60, and along Skyline Drive to Ski Club Road. Other roads to be connected off of Hidden Valley Road and Skyline Drive may include Mount Pleasant Crescent, Slalom Drive, Woodland Court, Lakeview Crescent, Chalet Crescent, and Turner Drive.

Enbridge Gas has retained Stantec Consulting Ltd. (Stantec) to undertake an environmental study of the construction and operation of the proposed pipeline. An Environmental Report (ER), summarizing the results of the environmental study, is enclosed at the FTP file link (below) for your review. Your comments would be appreciated by October 21, 2022.

Login Information

Browser link: <https://tmpsftp.stantec.com>

FTP Client Hostname: tmpsftp.stantec.com **Port:** 22 (can be used within a SFTP client to view and transfer files and folders; e.g., FileZilla)

Login name: s0922120950

Password: 8150418

Disk Quota: 20 GB

Expiry Date: 9/29/2022

Regards,

Sabriya Jahangir BScEnv.

Environmental Consultant, Assessment and Permitting

Sabriya.Jahangir@stantec.com

Mobile: 437-928-8194

Stantec

100-300 Hagey Boulevard

Waterloo ON N2L 0A4

□□□□□□

The content of this email is the confidential property of Stantec and should not be copied, modified, retransmitted, or used for any purpose except with Stantec's written authorization. If you are not the intended recipient, please delete all copies and notify us immediately.

**Ministry of Citizenship
and Multiculturalism**

56 Wellesley Street West
14th Floor
Toronto ON M7A 2E7
Tel.: 416.786.7553

**Ministère des Affaires civiques
et du Multiculturalisme**

56, avenue rue Wellesley Ouest
14^e étage
Toronto ON M7A 2E7
Tél.: 416.786.7553



October 21, 2022

EMAIL ONLY

Sabriya Jahangir, BScEnv.
Environmental Consultant, Assessment and Permitting
Stantec
100-300 Hagey Boulevard
Waterloo, ON N2L 0A4
Sabriya.Jahangir@stantec.com

MCM File : **0016166**
Proponent : **Enbridge Gas Inc.**
Subject : **Environmental Report**
Project : **Hidden Valley Community Expansion Project**
Location : **Huntsville, Ontario**

Dear Ms. Jahangir:

Thank you for providing the Ministry of Tourism, Culture and Sport (MTCS) with the Environmental Report for the above-referenced project.

Please note that the responsibility for administration of the *Ontario Heritage Act* and matters related to cultural heritage recently transferred from MTCS to the Ministry of Citizenship and Multiculturalism (MCM). Individual staff roles and contact information remain unchanged. Please continue to send any notices, report and/or documentation to both Karla Barboza and Dan Minkin.

MCM's interest in this Environmental Assessment (EA) project relates to its mandate of conserving Ontario's cultural heritage, which includes:

- archaeological resources, including land and marine;
- built heritage resources, including bridges and monuments; and
- cultural heritage landscapes.

Project Summary

Enbridge Gas Inc. (Enbridge Gas) is proposing to construct the Hidden Valley Community Expansion Project to provide affordable natural gas to the Town of Huntsville (the Project). The Project will involve the construction of up to approximately 5 kilometers (km) of 2-inch Nominal Pipe Size (NPS) natural gas pipeline to be located primarily along Hidden Valley Road from Highway 60, and along Skyline Drive to Ski Club Road. Other roads to be connected off of Hidden Valley Road and Skyline Drive may include Mount Pleasant Crescent, Slalom Drive, Woodland Court, Lakeview Crescent, Chalet Crescent, and Turner Drive. The Project is proposed to be placed into service Fall 2023.

Environmental Report

We have reviewed the Environmental Report dated September 13, 2022, prepared by Stantec, and offer the following comments.

The Stage 1 archaeological assessment report completed under PIF number P422-0010-2022 has not been submitted for review to MCM by the authoring licensed archaeologist. As the technical review of archaeological assessment reports is a separate process from the review of environmental assessment documents by heritage planning staff, we cannot offer comments on the draft archaeological assessment report at this time. We recommend that the archaeological assessment report be submitted by the licensed archaeologist through his professional channels as soon as possible, so that the report can be reviewed, revised if necessary, entered into the Ontario Public Register of Archaeological Reports, and any necessary additional stages of assessment carried out.

The heritage memo committed to in Table 5.1 ideally should have been prepared in time to be included in this circulation, in order to assist reviewers by demonstrating why there is a low potential for impacts to built heritage resources and cultural heritage landscapes, without the completion of a cultural heritage evaluation report, in spite of the positive answer on the screening checklist as presented in Appendix F. We would recommend that this memo be completed as soon as possible and circulated to MCM and the OEB.

Thank you for consulting MCM on this project and please continue to do so throughout the EA process. If you have any questions or require clarification, please do not hesitate to contact me.

Sincerely,

Dan Minkin
Heritage Planner
Dan.Minkin@Ontario.ca

Copied to: Zora Crnojacki, OEB

It is the sole responsibility of proponents to ensure that any information and documentation submitted as part of their EA report or file is accurate. The Ministry of Citizenship and Multiculturalism (MCM) makes no representation or warranty as to the completeness, accuracy or quality of the any checklists, reports or supporting documentation submitted as part of the EA process, and in no way shall MCM be liable for any harm, damages, costs, expenses, losses, claims or actions that may result if any checklists, reports or supporting documents are discovered to be inaccurate, incomplete, misleading or fraudulent.

Should previously undocumented archaeological resources be discovered, they may be a new archaeological site and therefore subject to Section 48(1) of the *Ontario Heritage Act*. The proponent or person discovering the archaeological resources must cease alteration of the site immediately and engage a licensed consultant archaeologist to carry out an archaeological assessment, in compliance with Section 48(1) of the *Ontario Heritage Act*.

The *Funeral, Burial and Cremation Services Act, 2002, S.O. 2002, c.33* requires that any person discovering human remains must cease all activities immediately and notify the police or coroner. If the coroner does not suspect foul play in the disposition of the remains, in accordance with *Ontario Regulation 30/11* the coroner shall notify the Registrar, Ontario Ministry of Public and Business Service Delivery, which administers provisions of that Act related to burial sites. In situations where human remains are associated with archaeological resources, the Ministry of Citizenship and Multiculturalism should also be notified (at archaeology@ontario.ca) to ensure that the archaeological site is not subject to unlicensed alterations which would be a contravention of the *Ontario Heritage Act*.

Jahangir, Sabriya

From: Rodek, Amanda (MTO) <Amanda.Rodek@ontario.ca>
Sent: Wednesday, November 2, 2022 11:50 AM
To: Zora.Crnojacki@oeb.ca
Cc: Jahangir, Sabriya
Subject: RE: Enbridge Gas Inc. – Hidden Valley Community Expansion Project – Environmental Report

Hi Zora and Sabriya,

My apologies for our late submission.

Stantec's, September 16, 2022 email to Tony Di Fabio regarding the Enbridge Gas Inc. – Hidden Valley Community Expansion Project – Environmental Report, has been forwarded to my attention for review and response.

Please find the following comments from the Ministry of Transportation for your consideration regarding the proposed project:

- *A portion of this work will take place in the MTO's Permit Control Area, and therefore an encroachment permit will be required for this work. This can be applied for online at <https://www.hcms.mto.gov.on.ca/>, and if you have any further questions, please contact Anna Long, Corridor Management Officer at Anna.Long@ontario.ca*

Have a great day!

Thanks.

Amanda Rodek
Program Analyst
Ministry of Transportation
Corridor Management Office
301 St. Paul Street
St. Catharines, ON L2R 7R4
Tel. (905) 704-2916

From: Jahangir, Sabriya <Sabriya.Jahangir@stantec.com>
Sent: September 16, 2022 10:14 AM
To: HiddenValleyEA <HiddenValleyEA@stantec.com>
Cc: Zora.Crnojacki@oeb.ca
Subject: Enbridge Gas Inc. – Hidden Valley Community Expansion Project – Environmental Report

CAUTION -- EXTERNAL E-MAIL - Do not click links or open attachments unless you recognize the sender.

Good Morning,

Enbridge Gas Inc. (Enbridge Gas) is proposing to construct the Hidden Valley Community Expansion Project to provide affordable natural gas to the Town of Huntsville (the Project). The Project will involve the construction of up to approximately 5 kilometers (km) of 2-inch Nominal Pipe Size (NPS) natural gas pipeline to be located primarily along

Hidden Valley Road from Highway 60, and along Skyline Drive to Ski Club Road. Other roads to be connected off of Hidden Valley Road and Skyline Drive may include Mount Pleasant Crescent, Slalom Drive, Woodland Court, Lakeview Crescent, Chalet Crescent, and Turner Drive.

Enbridge Gas has retained Stantec Consulting Ltd. (Stantec) to undertake an environmental study of the construction and operation of the proposed pipeline. An Environmental Report (ER), summarizing the results of the environmental study, is enclosed at the FTP file link (below) for your review. Your comments would be appreciated by October 21, 2022.

Please forward any comments you may have regarding the ER and Project to Zora Crnojacki, Chairperson, Ontario Pipeline Coordination Committee, Ontario Energy Board, 2300 Yonge Street, 26th Floor, P.O.Box 2319, Toronto, ON M4P 1E4, Zora.Crnojacki@oeb.ca and the undersigned. Your comments will be appreciated by October 21, 2022.

Login Information

Browser link: <https://tmpsftp.stantec.com>

FTP Client Hostname: tmpsftp.stantec.com **Port:** 22 (can be used within a SFTP client to view and transfer files and folders; e.g., FileZilla)

Login name: s0922120950

Password: 8150418

Disk Quota: 20 GB

Expiry Date: 9/29/2022

Regards,

Sabriya Jahangir BScEnv.

Environmental Consultant, Assessment and Permitting

Stantec
100-300 Hagey Boulevard
Waterloo ON N2L 0A4



The content of this email is the confidential property of Stantec and should not be copied, modified, retransmitted, or used for any purpose except with Stantec's written authorization. If you are not the intended recipient, please delete all copies and notify us immediately.

Caution: This email originated from outside of Stantec. Please take extra precaution.

Attention: Ce courriel provient de l'extérieur de Stantec. Veuillez prendre des précautions supplémentaires.

Atención: Este correo electrónico proviene de fuera de Stantec. Por favor, tome precauciones adicionales.

Public

From: [HiddenValleyEA](#)
To: [REDACTED]
Cc: [HiddenValleyEA](#)
Subject: RE: Response to consultation
Date: Monday, August 22, 2022 4:13:35 PM

H [REDACTED]

The website timelines will be updated as the project progresses. The timelines are subject to the Ontario Energy Board regulatory process and other regulatory processes.


I did not receive any notice that the virtual open house was inaccessible. The virtual open house webpage is still up (solutions.ca/HiddenValleyEA), and the information is still available for review. People are also still able to email their questions to the Project email address, outside of the Virtual Open House timelines.

Connection to Enbridge's natural gas infrastructure is voluntary. Residents may choose to connect now, connect in the future, or choose not to connect at all, based on what is right for them. Enbridge can support residents in determining if natural gas is right for them: a list of frequently asked questions is available here: [Community Expansion Frequently Asked Questions | Enbridge Gas](#). However, residents should research other home energy options themselves to determine what is right for them.

Thank you,

Laura

Laura Hill M.Env.Sc.
Environmental Scientist, Project Manager



From: [REDACTED] >
Sent: Tuesday, July 26, 2022 6:45 PM
To: HiddenValleyEA <HiddenValleyEA@stantec.com>
Subject: Response to consultation

Thanks for acknowledging my contact, Ms Hill. The website timelines are general and do not specify dates. Will that be updated in a timely way? I understand there was a problem with the virtual consultation being accessible for the full two weeks as planned. Did you extend the dates to compensate?

I understand that Enbridge would like to get this project going quickly, but full, detailed information is crucial so that your process and partnership in this community is honest, open and demonstrates accountability from the start.

Will residents receive full information about their home energy options so they can make informed choices about possible risks, emissions in their residences, alternatives that do not foster dependence on fossil fuels? Due to very real concerns about a climate change crisis, by 2030 we must cut our global emissions by half and methane by a third. We should be looking at net zero emissions home energy options now, not being hooked up to new natural gas services that will need

to be replaced shortly if the people are to have a liveable very near future. Have you informed residents that they are choosing a very short time transitional home energy system they will want to replace in a few years or possibly see their property value be decreased by investing in natural gas?

Thanks for your attention.

[REDACTED]

From: [Hill, Laura](#)
To: [REDACTED]
Cc: [HiddenValleyEA](#)
Subject: RE: Hidden Valley Pipeline and renewable natural gas and hydrogen content
Date: Thursday, September 29, 2022 9:52:01 AM

Hi [REDACTED]

I'm very sorry for the delay in responding to your email below. Your comments were forwarded to Enbridge.

I can confirm that the Environmental Report was prepared in accordance with the Ontario Energy Board (OEB) *Environmental Guidelines for the Location, Construction and Operation of Hydrocarbon Pipelines and Facilities in Ontario* (the Guidelines). Climate change is not required by the OEB and the Guidelines to be assessed. In addition, the Environmental Report does not discuss project costs.

Thank you,

Laura

Laura Hill M.Env.Sc.
Project Manager, Environmental Scientist
Technical Area Coordinator



From: [REDACTED]
Sent: Wednesday, August 24, 2022 2:21 PM
To: HiddenValleyEA <HiddenValleyEA@stantec.com>
Subject: Hidden Valley Pipeline and renewable natural gas and hydrogen content

Yesterday, in the on-line Muskoka Region news, Gordon Lau manager of renewable natural gas and business development for Enbridge, revealed that 2% would be "renewable natural gas" - which is biogas rather than a fossil fuel. It is still methane, which the IPCC urges us to cut by one-third by 2030 along with other green house gases. Injecting 2% into the product will not make natural gas into a carbon neutral product. These new expansion consumers will be increasing our methane emissions and accelerating climate change. We are in a global climate crisis. I remind you that the IPCC advises in order to keep within 1.5 degrees warming, GHG emissions must peak in 2025 and decline by 43% by 2030. Please consider adding this impact of the project to your Environmental Assessment.

Obviously Enbridge and its new customers in Hidden Valley and elsewhere in the expansion project will be responsible for increasing methane in the environment beyond 2025 and could not decrease their contribution by 2030. Even if truly green hydrogen was injected the decrease would be insufficient to achieve net zero. Also hydrogen has been found to corrode steel pipes, so Enbridge would need to replace these with plastic ones along its transmission path and should be installing plastic pipe in Hidden Valley if it is going to start using hydrogen with its gas. It would be short-sighted and irresponsible to embark on this project without these considerations.

Your answers to frequently asked questions gloss over health and safety precautions by putting the

onus on homeowners to do their own research and do not mention climate change impacts of natural gas.

Gordon Lau describes natural gas as "a necessary source of energy for the community" as if they had no other options to heat their homes and water for their needs.

Will you be adding climate change effects of methane to your modelling and environmental assessment?

Will you be adding considerations relevant to use of biogas and hydrogen in the project costs to all consumers?



From: [Hill, Laura](#)
To: [HiddenValleyVA](#)
Subject: FW: See paragraph 3 of OEB's website
Date: Thursday, September 29, 2022 1:29:32 PM
Attachments: [REDACTED]

Laura Hill M.Env.Sc.
Project Manager, Environmental Scientist
Technical Area Coordinator
Mobile: 613-862-9895
laura.hill@stantec.com



From: [REDACTED]
Sent: Thursday, September 29, 2022 12:18 PM
To: Hill, Laura <Laura.Hill@stantec.com>
Subject: See paragraph 3 of OEB's website

I will paraphrase: The board is required to determine if constructing a pipeline is in the public interest by considering(...) environmental impacts
I shouldn't have to point this out, but the climate IS our environment
Increased use of methane (natural gas)
is proven as a devastating contributor to our warming climate/environment
How do citizens protect their own safety when the OEB doesn't follow its own guidelines?

11:50



consumers for the natural gas they use.

Natural gas utilities do not make a profit on the sale of natural gas. It is sold to consumers with no mark-up. Consumers who have signed contracts with a natural gas marketer will pay the price set out in their contract.

The Board licenses all natural gas marketers who sell natural gas to residential and small commercial consumers.

The Board is required to determine if constructing a natural **gas pipeline** is in the public interest by considering need, safety,

public interest by considering need, safety, economic feasibility, community benefits, security of supply and environmental impacts. Each municipality may grant a gas utility the right to deliver gas service and use road allowances or utility easements within its borders. The specific terms and conditions of these franchise agreements between the municipality and the utility are subject to Board approval.

The Board also reviews applications by gas distributors to create and operate underground gas storage areas and designates geological formations suitable to store natural gas in Ontario. Board approval is also required before

 en.m.wikipedia.org

██████████

Hidden Valley Community Expansion Project
Correspondence Summary Table – Post Environmental Report

Comment Number	Stakeholder Group	Stakeholder Representative Name	Method of Communication	Date of Communication	Summary of Comment	Date of Response	Summary of Response
OPCC							
	All Indigenous Communities, Ontario Pipeline Coordinating Committee (OPCC) Members, Agencies, and Landowners on the project contact list.		Email	September 16, 2022	Stantec sent an email noting the draft Environmental Report (ER) is ready for the 42-day OPCC member, Agency and Indigenous community review. A Temporary File Transfer (FTP) link was provided that directed members to the ER and Appendices. Request for all comments and questions to be submitted to Zora Crnojacki by October 21, 2022, for consolidation.	N/A	N/A
Indigenous Communities							
1	Curve Lake First Nation	Julie Kapyrka & Tiffany McLellan	Email	October 21, 2022	Curve Lake First Nation provided comments on the Environmental Report.	February 22, 2023	Enbridge responded to the comments provided by Curve Lake First Nation on February 22, 2023.
OPCC							
1	MECP	Megan Eplett	Email	October 5, 2022	MECP acknowledged the receipt of the ER and noted that ESA authorization will not be required. Any of the project activity changes will need to be notified to MECP immediately to obtain advice on whether the changes require authorization under the ESA. Furthermore, MECP noted that there may be future field surveys prior to works being undertaken, MECP Species at Risk Branch should be contacted as soon as possible to discuss next steps.	N/A	N/A
2	MTCS	Dan Minkin	Email	October 21, 2022	MTCS acknowledged the receipt of the ER and recommend that the archaeological assessment report be submitted by the licensed archaeologist through his professional channels as soon as possible, so that the report can be reviewed, and revised, if necessary, entered into the Ontario Public Register of Archaeological Reports, and any necessary additional stages of assessment carried out. Additionally, MTCS requested that the Heritage memo be completed as soon as possible and circulated to MCM and the OEB.	N/A	N/A
3	MTO	Amanda Rodek	Email	November 2, 2022	MTO noted that a portion of the Project will take place in the MTO's Permit Control Area therefore an encroachment permit will be required to be obtained. MTO additionally shared the web link to the form that can be submitted to obtain the permit.	N/A	N/A

Hidden Valley Community Expansion Project
Correspondence Summary Table – Post Environmental Report

Comment Number	Stakeholder Group	Stakeholder Representative Name	Method of Communication	Date of Communication	Summary of Comment	Date of Response	Summary of Response
Public							
1	Other Public	[REDACTED]	Email	July 26, 2022	Individual inquired about the project timelines on the website and home energy options.	August 22, 2022	Stantec noted that website timelines will be updated as the project progresses. The timelines are subject to the Ontario Energy Board regulatory process and other regulatory processes. Additionally, Stantec clarified that connection to Enbridge's natural gas infrastructure is voluntary. Residents may choose to connect now, connect in the future, or choose not to connect at all, based on what is right for them. Enbridge can support residents in determining if natural gas is right for them. However, residents should research other home energy options themselves to determine what is right for them.
2	Other Public	[REDACTED]	Email	August 24, 2022	Individual expressed concerns related to climate change and adding considerations relevant to use of biogas and hydrogen in the project costs to all consumers.	August 24, 2022	Stantec noted that the Environmental Report was prepared in accordance with the Ontario Energy Board (OEB) Environmental Guidelines for the Location, Construction and Operation of Hydrocarbon Pipelines and Facilities in Ontario (the Guidelines). Climate change is not required by the OEB and the Guidelines to be assessed. In addition, the Environmental Report does not discuss project costs.
3	Landowner	[REDACTED]	Email	September 29, 2022	Individual noted that the OEB should be concerned regarding climate change.	N/A	N/A
4	Landowner	[REDACTED]	Phone Call	March 3, 2023	Individual call to expressed concerns about impacts to wildlife, the potential for construction to disturb to tenants at their rental property and the overall need for the project.	March 6, 2023	Stantec spoke to the individual and noted that there will be temporary impacts to wildlife resulting from construction activity and noise, but those impacts will only last for the duration of construction and there will be no permanent direct impacts to wildlife because the project will be located in an existing municipal road allowance. Stantec followed up with an email providing an approximate construction schedule, the estimated duration of construction in front of his property (1-2 days of active construction). Stantec also provided links to the Enbridge Project website, the OEB Regulatory filing, and instructions for participating in the OEB process.

Jahangir, Sabriya

From: Hill, Laura
Sent: Monday, March 6, 2023 10:30 AM
To: [REDACTED]
Cc: HiddenValleyEA
Subject: RE: Hidden Valley Project

Hi [REDACTED],

Construction is currently scheduled to start on July 25 and last until the end of September, however, this is dependent on Enbridge having all permits and approvals in place. The duration of construction can change depending on on-site conditions encountered, the weather, etc.

Typically, construction in front of a specific property is 1-2 days for the gas main install, and 1 additional day for folks who ask for service connection to their property. This is typical, but again, the duration of construction can change depending on site conditions.

Laura

Laura Hill M.Env.Sc.
Project Manager, Environmental Scientist
Technical Area Coordinator
Mobile: 613-862-9895
laura.hill@stantec.com



From: Hill, Laura
Sent: Friday, March 3, 2023 2:19 PM
To: [REDACTED]
Cc: HiddenValleyEA <HiddenValleyEA@stantec.com>
Subject: Hidden Valley Project

Hi [REDACTED]

Thanks for reaching out to discuss Enbridge's Hidden Valley Project. As I mentioned, Stantec is the environmental consultant, and prepare an Environmental Report to evaluate the potential for impacts to environmental and socio-economic elements. The Environmental Report is available for review on Enbridge's Project website, here: [Hidden Valley Community Expansion Project | Enbridge Gas](#). Go to the Regulatory Information section (bottom left corner). Also on that page are links to the [Ontario Energy Board's Notice of Hearing](#), and [Enbridge's application to the Ontario Energy Board](#).

I understand from our discussion that you're concerned about impacts to wildlife, the potential for construction to disturb your tenants at your rental property ([REDACTED]) and the overall need for the project. As discussed in the Environmental Report, there will be temporary impacts to wildlife resulting from construction activity and noise, but those impacts will only last for the duration of construction. Similarly, the construction activities and noise will be noticeable by residents and tenants in the area. I will get more information for you as to the current proposed timing and duration of construction. As I mentioned, the Project is proposed to be constructed in the existing road allowance. Lastly, the need for the project is discussed in Enbridge's application to the OEB (linked above, Exhibit B, starts on PDF page 11).

We also discussed that the Environmental Report was circulated to various government agencies, including representatives of the Ministry of Natural Resources and Forestry, and Town of Huntsville. Consultation activities are discussed in Section 3, and specific consultation details (contact list, consultation log, etc.) are provided in Appendix B.

Redacted, Filed: 2023-05-02, EB-2022-0249, Exhibit I.STAFF.6, Attachment 2, Page 4 of 4
I hope that answers your questions. I will request specifics on construction timing and get back to you.

Have a good weekend!

Laura

Laura Hill M.Env.Sc.
Project Manager, Environmental Scientist
Technical Area Coordinator – Assessment and Permitting

Mobile: 613-862-9895
laura.hill@stantec.com

Stantec
300 - 1331 Clyde Avenue
Ottawa ON K2C 3G4



The content of this email is the confidential property of Stantec and should not be copied, modified, retransmitted, or used for any purpose except with Stantec's written authorization. If you are not the intended recipient, please delete all copies and notify us immediately.

Please consider the environment before printing this email.

ENBRIDGE GAS INC.

Answer to Interrogatory from
OEB Staff ("STAFF")

INTERROGATORY

Reference:

Exhibit F, Tab 1, Schedule 1, page 4 of 5.

Preamble:

A Cultural Heritage Checklist was completed by Stantec for the Project prior to submission of Enbridge Gas's application and it was recommended based on the checklist that a Cultural Heritage Report: Existing Conditions and Preliminary Impact Assessment be completed for the Project. Enbridge Gas noted that the report was anticipated to be submitted to the Ministry of Tourism, Culture and Sport (MTCS) for approval before December 31, 2022.

Question(s):

- a) Has this report been submitted to MTCS for approval? If so, what is the present status?

Response

- a) The Cultural Heritage Report: Existing Conditions and Preliminary Impact Assessment for the Project was submitted to MTCS on December 16, 2022. MTCS responded on February 3, 2023 indicating that they have no concerns with the findings of the report.

ENBRIDGE GAS INC.

Answer to Interrogatory from
OEB Staff ("STAFF")

INTERROGATORY

Reference:

Exhibit F, Tab 1, Schedule 1, Attachment 1: Environmental Report: Hidden Valley Community Expansion Project, Appendix E, Draft Stage 1 Archaeological Assessment Stage 1 Report

Preamble:

A Stage 1 Archaeological Assessment (AA) was completed by Stantec on July 28, 2022, submitted to the MTCS for review on November 9, 2022, and remains with MTCS for review and potential acceptance. The Stage 1 AA can be found in Appendix E of the ER. A Stage 2 AA will be completed and submitted to MTCS for review and acceptance in 2023 prior to the start of construction.

Question(s):

- a) What is the status of the Stage 1 AA and when is the anticipated date of filing the Stage 2 AA Report with the MTCS for review?

Response

- a) The Stage 1 AA Report was submitted to MTCS on November 9, 2022. MTCS responded on December 22, 2022, indicating that the report was entered into the Ontario Public Register of Archaeological Reports. The field work for the Stage 2 AA is currently scheduled for late April 2023, subject to receipt of utility clearances and field conditions. Enbridge Gas expects to submit the Stage 2 AA Report to the Ministry of Citizenship and Multiculturalism ("MCM") in spring 2023 upon completion of the Stage 2 AA field work.¹

¹ The Ministry of Citizenship and Multiculturalism now provides acceptance of cultural heritage and archaeological reports.

ENBRIDGE GAS INC.

Answer to Interrogatory from
OEB Staff ("STAFF")

INTERROGATORY

Reference:

Exhibit G, Tab 1, Schedule 1, Page 1, paragraph 3 and Attachment 3

Preamble:

Enbridge Gas noted that the Project follows the public road allowance for the majority of the route. Enbridge Gas will obtain municipal consent to construct in road allowance from the Town of Huntsville and the District of Muskoka.

Enbridge Gas stated that temporary working areas may be required along the route where the road allowance is too narrow or confined to facilitate construction. Enbridge Gas stated that agreements for temporary working rights will be negotiated where required. Enbridge Gas noted that no permanent easement is required for the Project.

Question(s):

- a) Please provide an update on the status and prospect of remaining land negotiations where temporary easements are required. Please include any concerns raised by landowners and Enbridge Gas's responses.
- b) Please discuss any expected delays with respect to obtaining the required land rights for the Project and its impact to the construction start and in-service date.

Response

- a) Enbridge Gas expects to receive a Temporary Land Use ("TLU") agreement by the end of April 2023. The only concern raised to date is regarding construction over the winter season as the TLU is seasonally used for ski school training parking. However, as shown in the construction schedule at Exhibit I.PP.16, Attachment 1, the Company expects construction to occur from August – October 2023. Should Project construction extend into the winter months, Enbridge Gas will work with the ski school to avoid any impacts to its parking facilities.

- b) Enbridge Gas does not expect any delays with respect to obtaining the required land rights for the Project at this time.

ENBRIDGE GAS INC.

Answer to Interrogatory from
OEB Staff ("STAFF")

INTERROGATORY

Reference:

Exhibit G, Tab 1, Schedule 1, pages 1-2 of 3, paragraphs 4-5.

Preamble:

Enbridge Gas identified the potential permits/approvals that may be required for the Project at the reference above and in the ER.

Enbridge Gas also stated that other authorizations, notifications, permits and/or approvals may be required in addition to the ones listed.

Question(s):

- a) Please advise whether Enbridge Gas has identified any other permits/approvals required for the Project other than those listed in the application. If so, please provide a description of the required permit/approval.
- b) Please provide an update on the status of each permit/approval including when Enbridge Gas expects to receive the required permit/approval. Please discuss any anticipated potential delays that may affect the construction schedule for the Project.

Response

- a) Enbridge Gas has not identified any other permits/approvals required for the Project aside those listed in the Application at this time.
- b) Please see below for a list of permits and approvals received to date:

- Ministry of Tourism, Culture and Sport (“MTCS”)¹ acceptance of the Cultural Heritage Report: Existing Conditions and Preliminary Impact Assessment; and
- MTCS acceptance of the Stage 1 Archaeological Assessment (“AA”) Report.

The only outstanding environmental permit/approval is MTCS acceptance of the forthcoming Stage 2 AA Report. Acceptance of the Stage 2 AA Report is anticipated in late-June 2023 which will not affect the construction schedule for the Project (please also see the response at Exhibit I.STAFF.8 part a)).

The Town of Huntsville indicated in January 2023 that there is no formal form or application for Municipal Consent, rather Enbridge Gas will need to apply for a Road Occupancy Permit (“ROP”). The ROP will be contingent on the approval of the LTC application and is anticipated to be received prior to the start of construction in August 2023. Accordingly, no impacts to the Project construction schedule are anticipated.

¹ The Ministry of Citizenship and Multiculturalism now provides acceptance of cultural heritage and archaeological reports.

ENBRIDGE GAS INC.

Answer to Interrogatory from
OEB Staff ("STAFF")

INTERROGATORY

Reference:

Exhibit H, Tab 1, Schedule 1 and Attachments 1-6.

Preamble:

The Ministry of Energy's (MOE) Delegation Letter identified ten Indigenous communities that Enbridge Gas should consult in relation to the Project.

Enbridge Gas filed a summary of the Indigenous consultation activities (Attachment 5). The information Enbridge Gas filed at Attachments 5 and 6 describes the Indigenous consultation up to December 13, 2022.

Question(s):

- a) Please provide an update on Indigenous consultation activities set out in Attachments 5 and 6, summarizing any issues and concerns raised and how these are being addressed. Please include any supporting documentation, i.e. email correspondence that is referenced.
- b) Please update the evidence with any correspondence between MOE and Enbridge Gas since the application was filed, regarding MOE's review of Enbridge Gas's consultation activities.
- c) Please indicate when Enbridge Gas expects to receive a Letter of Opinion from MOE.
- d) Please comment on any issues arising from the Project that could adversely impact constitutionally protected Aboriginal or treaty rights. Have any Indigenous communities identified any Aboriginal or treaty rights that could be adversely impacted by the project? If any potential adverse impacts have been identified, please comment on what Enbridge Gas is doing to address these issues.

Response

- a) An update to the Indigenous Consultation Record (“ICR”) Summary Table (Exhibit H, Tab 1, Schedule 1, Attachment 5), as of April 24, 2023, is provided as Attachment 1 to this response. An update to the ICR (Exhibit H, Tab 1, Schedule 1, Attachment 6) covering December 13, 2022 to April 24, 2023 is provided as Attachment 2 to this response, along with supporting documentation.
- b) Please see Attachment 3 to this response, containing email correspondence with the MOE up to April 24, 2023.
- c) Enbridge Gas expects to receive a letter of Opinion from the MOE in July 2023 based on the email included in Attachment 3 to this response.
- d) Curve Lake First Nation (“CLFN”) provided Enbridge Gas with comments on the Environmental Report for the Project that included information, questions and recommendations regarding CLFN’s Aboriginal and treaty rights (including harvesting and water rights). See Attachment Line Item 5.23 to the ICR Log (Exhibit H, Tab 1, Schedule 1, Attachment 6).

Enbridge Gas provided a response to these comments on February 22, 2023. See Attachment Line Item 5.27 of the update to the ICR Log at Attachment 2 to this response. Enbridge Gas acknowledged the importance of Treaty rights and explained expected environmental impacts (or lack thereof) and the various mitigation measures designed to mitigate potential impacts within the Project footprint, including those related to drinking water, fish and wild game, endangered species/species at risk, and lands. Enbridge Gas further explained why no impacts to water bodies, wetlands, human remains and hardwood forest stands are anticipated.

Enbridge Gas will continue to engage with CLFN and each of the other communities identified by the MOE as being potentially affected as appropriate throughout the lifecycle of the Project.

INDIGENOUS CONSULTATION REPORT: SUMMARY TABLES

As of April 24, 2023

Alderville First Nation (AFN)		
<p>Was project information provided to the community?</p>	<p><input checked="" type="checkbox"/> Yes <input type="checkbox"/> No</p>	<p>Enbridge Gas has provided AFN with the following information:</p> <ul style="list-style-type: none"> • A detailed description of the nature and initial scope of the Project. This included a list of other provincial or federal approvals that may be required for the Project to proceed. • Maps of the Project location. • Letter containing information on the Virtual Open House. • Stage 1 Archaeological Assessment. • Environmental Report, providing information about the potential effects of the Project on the Environment. <p>Enbridge Gas requested community feedback, including any suggestions or proposals on mitigating, avoiding or accommodating any potential impacts the Project may have on Aboriginal or treaty rights.</p> <p>Capacity funding has been offered to support activities such as timely technical reviews of documents, participation in field work associated with the proposed Project, and to engage in meaningful consultation.</p>
<p>Was the community responsive/did you have direct contact with the community?</p>	<p><input checked="" type="checkbox"/> Yes <input type="checkbox"/> No</p>	<p>Enbridge Gas and an AFN representative have exchanged multiple emails regarding the Project.</p>
<p>Did the community members or representatives have any questions or concerns?</p>	<p><input checked="" type="checkbox"/> Yes <input type="checkbox"/> No</p>	<p>AFN has not raised any questions or concerns regarding the Project. AFN and Enbridge Gas had general discussions regarding the Project and Enbridge Gas confirmed ongoing engagement.</p>
<p>Does the community have any outstanding concerns?</p>	<p><input type="checkbox"/> Yes <input checked="" type="checkbox"/> No</p>	<p>As of April 24, 2023, AFN has not identified any outstanding concerns regarding the Project. Enbridge Gas will continue to engage with the community in relation to the Project.</p>
Beausoleil First Nation – Christian Island (BFN)		
<p>Was project information provided to the community?</p>	<p><input checked="" type="checkbox"/> Yes <input type="checkbox"/> No</p>	<p>Enbridge Gas has provided BFN with the following information:</p> <ul style="list-style-type: none"> • A detailed description of the nature and initial scope of the Project. This included a list of other provincial or federal approvals that may be required for the Project to proceed. • Maps of the Project location. • Letter containing information on the Virtual Open House. • Stage 1 Archaeological Assessment. • Environmental Report, providing information about the potential effects of the Project on the Environment. <p>Enbridge Gas requested community feedback, including any suggestions or proposals on mitigating, avoiding or accommodating any potential impacts the Project may have on Aboriginal or treaty rights.</p>

		Capacity funding has been offered to support activities such as timely technical reviews of documents, participation in field work associated with the proposed Project, and to engage in meaningful consultation.
Was the community responsive/did you have direct contact with the community?	<input checked="" type="checkbox"/> Yes <input type="checkbox"/> No	Enbridge Gas and a BFN representative have exchanged multiple emails regarding the Project.
Did the community members or representatives have any questions or concerns?	<input type="checkbox"/> Yes <input checked="" type="checkbox"/> No	BFN has not raised any questions or concerns regarding the Project. BFN and Enbridge Gas had general discussions regarding the Project and ongoing engagement.
Does the community have any outstanding concerns?	<input type="checkbox"/> Yes <input checked="" type="checkbox"/> No	As of April 24, 2023, BFN has not identified any outstanding concerns regarding the Project. Enbridge Gas will continue to engage with the community in relation to the Project.
Chippewas of Georgina Island First Nation (CGIFN)		
Was project information provided to the community?	<input checked="" type="checkbox"/> Yes <input type="checkbox"/> No	<p>Enbridge Gas has provided CGIFN with the following information:</p> <ul style="list-style-type: none"> • A detailed description of the nature and initial scope of the Project. This included a list of other provincial or federal approvals that may be required for the Project to proceed. • Maps of the Project location. • Letter containing information on the Virtual Open House. • Stage 1 Archaeological Assessment. • Environmental Report, providing information about the potential effects of the Project on the Environment. <p>Enbridge Gas requested community feedback, including any suggestions or proposals on mitigating, avoiding or accommodating any potential impacts the Project may have on Aboriginal or treaty rights.</p> <p>Capacity funding has been offered to support activities such as timely technical reviews of documents, participation in field work associated with the proposed Project, and to engage in meaningful consultation.</p>
Was the community responsive/did you have direct contact with the community?	<input checked="" type="checkbox"/> Yes <input type="checkbox"/> No	Enbridge Gas and an CGIFN representative have exchanged multiple emails regarding the Project.
Did the community members or representatives have any questions or concerns?	<input type="checkbox"/> Yes <input checked="" type="checkbox"/> No	CGIFN has not raised any questions or concerns regarding the Project. CGIFN and Enbridge Gas had general discussions regarding the Project and ongoing engagement.
Does the community have any outstanding concerns?	<input type="checkbox"/> Yes <input checked="" type="checkbox"/> No	As of April 24, 2023, CGIFN has not identified any outstanding concerns regarding the Project. Enbridge Gas will continue to engage with the community in relation to the Project.
Chippewas of Rama First Nation (CRFN)		

<p>Was project information provided to the community?</p>	<p><input checked="" type="checkbox"/> Yes <input type="checkbox"/> No</p>	<p>Enbridge Gas has provided CRFN with the following information:</p> <ul style="list-style-type: none"> • A detailed description of the nature and initial scope of the Project. This included a list of other provincial or federal approvals that may be required for the Project to proceed. • Maps of the Project location. • Letter containing information on the Virtual Open House. • Stage 1 Archaeological Assessment. • Environmental Report, providing information about the potential effects of the Project on the Environment. <p>Enbridge Gas requested community feedback, including any suggestions or proposals on mitigating, avoiding or accommodating any potential impacts the Project may have on Aboriginal or treaty rights.</p> <p>Capacity funding has been offered to support activities such as timely technical reviews of documents, participation in field work associated with the proposed Project, and to engage in meaningful consultation.</p>
<p>Was the community responsive/did you have direct contact with the community?</p>	<p><input checked="" type="checkbox"/> Yes <input type="checkbox"/> No</p>	<p>Enbridge Gas and an CRFN representative have exchanged multiple emails regarding the Project.</p>
<p>Did the community members or representatives have any questions or concerns?</p>	<p><input type="checkbox"/> Yes <input checked="" type="checkbox"/> No</p>	<p>CRFN has not raised any questions or concerns regarding the Project. CRFN and Enbridge Gas had general discussions regarding the Project and ongoing engagement.</p>
<p>Does the community have any outstanding concerns?</p>	<p><input type="checkbox"/> Yes <input checked="" type="checkbox"/> No</p>	<p>As of April 24, 2023, CRFN has not identified any outstanding concerns regarding the Project. Enbridge Gas will continue to engage with the community in relation to the Project.</p>
<p>Curve Lake First Nation (CLFN)</p>		
<p>Was project information provided to the community?</p>	<p><input checked="" type="checkbox"/> Yes <input type="checkbox"/> No</p>	<p>Enbridge Gas has provided CLFN with the following information:</p> <ul style="list-style-type: none"> • A detailed description of the nature and initial scope of the Project. This included a list of other provincial or federal approvals that may be required for the Project to proceed. • Maps of the Project location. • Letter containing information on the Virtual Open House. • Stage 1 Archaeological Assessment. • Environmental Report, providing information about the potential effects of the Project on the Environment. <p>Enbridge Gas requested community feedback, including any suggestions or proposals on mitigating, avoiding or accommodating any potential impacts the Project may have on Aboriginal or treaty rights.</p> <p>Capacity funding has been offered to support activities such as timely technical reviews of documents, participation in field work associated with the proposed Project, and to engage in meaningful consultation.</p>
<p>Was the community responsive/did you</p>	<p><input checked="" type="checkbox"/> Yes <input type="checkbox"/> No</p>	<p>Enbridge Gas and an CLFN representative have exchanged multiple emails regarding the Project.</p>

<p>have direct contact with the community?</p>		
<p>Did the community members or representatives have any questions or concerns?</p>	<p><input checked="" type="checkbox"/> Yes <input type="checkbox"/> No</p>	<p>On June 17, 2022, CLFN provided a letter inquiring about the potential Project impacts to drinking water, fish and wild game, Aboriginal heritage and cultural values, endangered species, and lands. CLFN inquired about the process in the event undocumented burial or archaeological resources were discovered, and general Project mitigation measures. Please see Attachment Line Item 5.3 to the ICR Log (Exhibit H-1-1 Attachment 6)</p> <p>On October 31, 2022, CLFN provided comments on the ER, including information, questions and recommendations regarding: CLFN’s treaty rights (including harvesting rights); specific language used in the reports; CLFN water rights; impacts on interconnected water systems; the value of other Indigenous-written guidelines standards for engagement; procedures in the event human remains are encountered; the need to review Michi Sagiig resources for data; the importance of water/wetlands to Michi Sagiig rights and the need to understand impacts to and monitoring of water/wetlands; impacts to species in the study area and the need for an Indigenous knowledge study; the monitoring and mitigation of impacts on culturally significant species; the involvement of CLFN representatives at the site when mitigation measures are implemented; and the cumulative effects assessment. See Attachment Line Item 5.23 to the ICR Log (Exhibit H-1-1 Attachment 6)</p> <p>On November 7, 2022, CLFN provided comments on the draft stage 1 AA, acknowledging the fact that stage 2 AA would be performed in certain areas and noted that there could still exist items of archaeological or cultural heritage value/interest. See Attachment Line Item 5.25 to the ICR Log (Exhibit H-1-1 Attachment 6)</p>
<p>Does the community have any outstanding concerns?</p>	<p><input type="checkbox"/> Yes <input checked="" type="checkbox"/> No</p>	<p>Enbridge has responded to CLFN’s June 17, 2022 queries and provided a written response to CLFN’s October 31, 2022 comments.</p> <p>Enbridge Gas provided clarification regarding certain wording used in the ER and acknowledged the importance of Treaty rights. Enbridge Gas also explained its engagement with Indigenous groups identified in the MOE’s delegation letter, expected environmental impacts (or lack thereof), and the various mitigation measures designed to mitigate potential impacts within the Project footprint, including those related to drinking water, fish and wild game, endangered species/species at risk and lands. Enbridge Gas further explained why no impacts to water bodies, wetlands, human remains and hardwood forest stands are anticipated. In addition, Enbridge Gas noted its cumulative effects methodology. Enbridge Gas outlined its commitment to continue to engage with CLFN and welcomed any additional information CLFN chose to provide. See Attachment Line Item 5.27 of the updated ICR Log (I.Staff.11 Attachment 2)</p> <p>Enbridge Gas will continue to engage with CLFN with respect to areas of interest, including how any potential impacts will be addressed through the Project’s mitigation measures.</p> <p>As of April 24, 2023, CLFN has not raised any further concerns.</p>

Hiawatha First Nation (HFN)		
<p>Was project information provided to the community?</p>	<p><input checked="" type="checkbox"/> Yes <input type="checkbox"/> No</p>	<p>Enbridge Gas has provided HFN with the following information:</p> <ul style="list-style-type: none"> • A detailed description of the nature and initial scope of the Project. This included a list of other provincial or federal approvals that may be required for the Project to proceed. • Maps of the Project location. • Letter containing information on the Virtual Open House. • Environmental Report, providing information about the potential effects of the Project on the Environment, including archaeological assessments. <p>Enbridge Gas requested community feedback, including any suggestions or proposals on mitigating, avoiding or accommodating any potential impacts the Project may have on Aboriginal or treaty rights.</p> <p>Capacity funding has been offered to support activities such as timely technical reviews of documents, participation in field work associated with the proposed Project, and to engage in meaningful consultation.</p>
<p>Was the community responsive/did you have direct contact with the community?</p>	<p><input checked="" type="checkbox"/> Yes <input type="checkbox"/> No</p>	<p>Enbridge Gas and an HFN representative have exchanged multiple emails and had a virtual meeting regarding the Project.</p>
<p>Did the community members or representatives have any questions or concerns?</p>	<p><input checked="" type="checkbox"/> Yes <input type="checkbox"/> No</p>	<p>HFN has not raised any questions or concerns regarding the Project. HFN and Enbridge Gas had general discussions regarding the Project and ongoing engagement. The HFN representative advised that the consultants representing CLFN will also now be representing HFN and noted that any environmental document reviews and comments for the Project provided by CLFN representatives could be considered as representative of HFN's feedback. Please see summary of CLFN comments outlined above.</p>
<p>Does the community have any outstanding concerns?</p>	<p><input type="checkbox"/> Yes <input checked="" type="checkbox"/> No</p>	<p>As of April 24, 2023, HFN has not directly identified any outstanding concerns regarding the Project. Enbridge Gas has responded to CLFN's comments as described above. With respect to the Stage 1 AA report, HFN advised that they were satisfied with methodology and agreed with the recommendations. Enbridge Gas will continue to engage with the community in relation to the Project.</p>
Huron-Wendat Nation (HWN)		
<p>Was project information provided to the community?</p>	<p><input checked="" type="checkbox"/> Yes <input type="checkbox"/> No</p>	<p>Enbridge Gas has provided HWN with the following information:</p> <ul style="list-style-type: none"> • A detailed description of the nature and initial scope of the Project. This included a list of other provincial or federal approvals that may be required for the Project to proceed. • Maps of the Project location. • Letter containing information on the Virtual Open House. • Stage 1 Archaeological Assessment. • Environmental Report, providing information about the potential effects of the Project on the Environment. <p>Enbridge Gas requested community feedback, including any suggestions or proposals on mitigating, avoiding or accommodating any potential impacts the Project may have on Aboriginal or treaty rights.</p>

		Capacity funding has been offered to support activities such as timely technical reviews of documents, participation in field work associated with the proposed Project, and to engage in meaningful consultation.
Was the community responsive/did you have direct contact with the community?	<input checked="" type="checkbox"/> Yes <input type="checkbox"/> No	Enbridge Gas and an HWN representative have exchanged multiple emails regarding the Project.
Did the community members or representatives have any questions or concerns?	<input type="checkbox"/> Yes <input checked="" type="checkbox"/> No	HWN has not raised any questions or concerns regarding the Project. HWN and Enbridge Gas had general discussions regarding the Project and ongoing engagement.
Does the community have any outstanding concerns?	<input type="checkbox"/> Yes <input checked="" type="checkbox"/> No	As of April 24, 2023, HWN has not identified any outstanding concerns regarding the Project. Enbridge Gas will continue to engage with the community in relation to the Project
Mississauga's of Scugog Island First Nation (MSIFN)		
Was project information provided to the community?	<input checked="" type="checkbox"/> Yes <input type="checkbox"/> No	<p>Enbridge Gas has provided MSIFN with the following information:</p> <ul style="list-style-type: none"> • A detailed description of the nature and initial scope of the Project. This included a list of other provincial or federal approvals that may be required for the Project to proceed. • Maps of the Project location. • Letter containing information on the Virtual Open House. • Stage 1 Archaeological Assessment. • Environmental Report, providing information about the potential effects of the Project on the Environment. <p>Enbridge Gas requested community feedback, including any suggestions or proposals on mitigating, avoiding or accommodating any potential impacts the Project may have on Aboriginal or treaty rights.</p> <p>Capacity funding has been offered to support activities such as timely technical reviews of documents, participation in field work associated with the proposed Project, and to engage in meaningful consultation.</p>
Was the community responsive/did you have direct contact with the community?	<input checked="" type="checkbox"/> Yes <input type="checkbox"/> No	Enbridge Gas and an MSIFN representative have exchanged multiple emails regarding the Project.
Did the community members or representatives have any questions or concerns?	<input type="checkbox"/> Yes <input checked="" type="checkbox"/> No	On May 11, 2022, an MSIFN representative noted wetland and reptile and amphibian related items in the Project area that required careful consideration. Enbridge Gas provided information regarding fieldwork on June 7, 2022. On September 9, 2022, an MSIFN representative provided comments in relation to the draft Stage 1 AA, specifically asking for copies of Stage 2 AA and shapefiles. Please see Attachment Line Item 8.16 to the ICR Log (Exhibit H-1-1 Attachment 6). On September 16, 2022, Enbridge Gas responded to MSIFN's comments on the draft stage 1 AA, providing the requested shapefiles.

Does the community have any outstanding concerns?	<input type="checkbox"/> Yes <input checked="" type="checkbox"/> No	As of April 24, 2023, MSIFN has not identified any outstanding concerns regarding the Project. Enbridge Gas will continue to engage with the community in relation to the Project.
--	--	--

Enbridge Gas Inc. Indigenous Engagement Log Log updated as of April 24, 2023					
Alderville First Nation (AFN)					
Line Item	Date of Engagement	Method	Summary of Enbridge Gas Inc. ("Enbridge Gas") Engagement Activity	Summary of Community's Engagement Activity	Issues or Concerns raised and how addressed by Enbridge Gas including attachments
1.15	March 17, 2023	Email	An Enbridge Gas representative emailed the AFN representative to provide them information regarding the Stage 2 AA field work pertaining to the Project. The Enbridge Gas representative advised that the fieldwork is anticipated to take place in late April or early May. An Enbridge Gas representative advised the field work will consist of a test pit survey for portions of the existing municipal right-of-way and that the test pit survey is anticipated to take 1 day to complete. The Enbridge Gas representative explained timing depends on when the field conditions are acceptable and that as soon as a concrete date is identified, they will provide that information.		See attached line item 1.15.
1.16	April 10, 2023	Email	An Enbridge Gas representative emailed the AFN representative to provide them the information regarding the Stage 2 AA field work pertaining to the Project. The Enbridge Gas representative advised that weather and ground conditions factor into site accessibility for the field work and that a section still shows remnant snow. The Enbridge Gas representative advised that the ground needs to be thawed and dried sufficiently before completing the field work. The Enbridge Gas representative advised that locates have been received and they do expect April as a fieldwork date but will continue to monitor the weather conditions over the next couple weeks and will provide an update when everything is confirmed.		See attached line item 1.16.
1.17	April 19, 2023	Email	An Enbridge Gas representative emailed the AFN representative to provide them field work information pertaining to the Project. The Enbridge Gas representative advised of the timing of the fieldwork day and		See attached line item 1.17.

			provided them the information for the Field Supervisor and location.		
1.18	April 24, 2023	Email	An Enbridge Gas representative emailed the AFN representative to provide them field work information pertaining to the Project. The Enbridge Gas representative advised that the expected fieldwork day will be delayed by a day due to the weather.		See attached line item 1.18.
Beausoleil First Nation (BFN)					
Line Item	Date of Engagement	Method	Summary of Enbridge Gas Inc. ("Enbridge Gas") Engagement Activity	Summary of Community's Engagement Activity	Issues or Concerns raised and how addressed by Enbridge Gas including attachments
2.14	March 17, 2023	Email	An Enbridge Gas representative emailed the BFN representative to provide them information regarding the Stage 2 AA field work pertaining to the Project. The Enbridge Gas representative Advised that the fieldwork is anticipated to take place in late April or early May. An Enbridge Gas representative advised the field work will consist of a test pit survey for portions of the existing municipal right-of-way and that the test pit survey is anticipated to take 1 day to complete. The Enbridge Gas representative explained that timing depends on when the field conditions are acceptable and that as soon as a concrete date is identified, they will provide that information.		See attached line item 2.14
2.15	April 10, 2022	Email	An Enbridge Gas representative emailed the BFN representative to provide them the information regarding the Stage 2 AA field work pertaining to the Project. The Enbridge Gas representative advised that weather and ground conditions factor into site accessibility for the field work and that a section still shows remnant snow. The Enbridge Gas representative advised that the ground needs to be thawed and dried sufficiently before completing the field work. The Enbridge Gas representative advised that locates have been received and they do expect April as a fieldwork date but will continue to monitor the weather conditions over the next couple		See attached line item 2.15

			weeks and will provide an update when everything is confirmed.		
2.16	April 19, 2023	Email	An Enbridge Gas representative emailed the BFN representative to provide them field work information pertaining to the Project. The Enbridge Gas representative advised of the timing of the fieldwork day and provided them the information for the Field Supervisor and location.		See attached line item 2.16
2.17	April 24, 2023	Email	An Enbridge Gas representative emailed the BFN representative to provide them field work information pertaining to the Project. The Enbridge Gas representative advised that the expected fieldwork day will be delayed by a day due to the weather.		See attached line item 2.17
Chippewas of Georgina Island (CGIFN)					
Line Item	Date of Engagement	Method	Summary of Enbridge Gas Inc. ("Enbridge Gas") Engagement Activity	Summary of Community's Engagement Activity	Issues or Concerns raised and how addressed by Enbridge Gas including attachments
3.13	March 17, 2023	Email	An Enbridge Gas representative emailed the CGIFN representative to provide them information regarding the Stage 2 AA field work pertaining to the Project. The Enbridge Gas representative advised that the fieldwork is anticipated to take place in late April or early May. An Enbridge Gas representative advised the field work will consist of a test pit survey for portions of the existing municipal right-of-way and that the test pit survey is anticipated to take 1 day to complete. The Enbridge Gas representative explained that timing depends on when the field conditions are acceptable and that as soon as a concrete date is identified, they will provide that information.		See attached line item 3.13
3.14	April 10, 2023	Email	An Enbridge Gas representative emailed the CGIFN representative to provide them the information regarding the Stage 2 AA field work pertaining to the Project. The Enbridge Gas representative advised that weather and ground conditions factor into site accessibility for the field work and that a section still shows remnant snow. The Enbridge Gas representative advised that the ground needs to be thawed and		See attached line item 3.14

			dried sufficiently before completing the field work. The Enbridge Gas representative advised that locates have been received and they do expect April as a fieldwork date but will continue to monitor the weather conditions over the next couple weeks and will provide an update when everything is confirmed.		
3.15	April 19, 2023	Email	An Enbridge Gas representative emailed the CGIFN representative to provide them field work information pertaining to the Project. The Enbridge Gas representative advised of the fieldwork day and provided them the information for the Field Supervisor and location.		See attached line item 3.15
3.16	April 24, 2023	Email	An Enbridge Gas representative emailed the CGIFN representative to provide them field work information pertaining to the Project. The Enbridge Gas representative advised that the expected fieldwork day will be delayed by a day due to the weather and apologized for the short notice.		See attached line item 3.16

Chippewas of Rama (CRFN)

Line Item	Date of Engagement	Method	Summary of Enbridge Gas Inc. ("Enbridge Gas") Engagement Activity	Summary of Community's Engagement Activity	Issues or Concerns raised and how addressed by Enbridge Gas including attachments
4.22	March 17, 2023	Email	An Enbridge Gas representative emailed the CRFN representative to provide them information regarding the Stage 2 AA field work pertaining to the Project. The Enbridge Gas representative advised that the fieldwork is anticipated to take place in late April or early May. An Enbridge Gas representative advised the field work will consist of a test pit survey for portions of the existing municipal right-of-way and that the test pit survey is anticipated to take 1 day to complete. The Enbridge Gas representative explained that timing depends on when the field conditions are acceptable and that as soon as a concrete date is identified, they will provide that information.		See attached line item 4.22.
4.23	April 10, 2023	Email	An Enbridge Gas representative emailed the CRFN representative to provide them the information regarding the Stage 2 AA field		See attached line item 4.23.

			work pertaining to the Project. The Enbridge Gas representative advised that weather and ground conditions factor into site accessibility for the field work and that a section still shows remnant snow. The Enbridge Gas representative advised that the ground needs to be thawed and dried sufficiently before completing the field work. The Enbridge Gas representative advised that locates have been received and they do expect April as a fieldwork date but will continue to monitor the weather conditions over the next couple weeks and will provide an update when everything is confirmed.		
4.24	April 19, 2023	Email	An Enbridge Gas representative emailed the CRFN representative to provide them field work information pertaining to the Project. The Enbridge Gas representative advised of the timing of the field day and provided them the information for the Field Supervisor and location.		See attached line item 4.24.
4.25	April 24, 2023	Email	An Enbridge Gas representative emailed the CRFN representative to provide them field work information pertaining to the Project. The Enbridge Gas representative advised that the expected fieldwork day will be delayed by a day due to the weather.		See attached line item 4.25.
Curve Lake First Nation (CLFN)					
Line Item	Date of Engagement	Method	Summary of Enbridge Gas Inc. ("Enbridge Gas") Engagement Activity	Summary of Community's Engagement Activity	Issues or Concerns raised and how addressed by Enbridge Gas including attachments
5.27	February 22, 2023	Email	An Enbridge Gas representative emailed the CLFN representative to provide them with a response to CLFN's comments on the Project ER.		See line Item attachment 5.27 Enbridge Gas provided clarification regarding certain wording used in the ER and acknowledged the location of the Project within specific treaty territory and the importance of Treaty rights. Enbridge Gas explained its engagement with Indigenous groups identified in the MOE's delegation letter, expected

					<p>environmental impacts (or lack thereof), and the various mitigation measures designed to mitigate potential impacts within the Project footprint, including those related to drinking water, fish and wild game, endangered species/species at risk and lands, the discovery of human remains.</p> <p>Enbridge Gas explained why no impacts to water bodies, wetlands, human remains and hardwood forest stands are anticipated.</p> <p>In addition, Enbridge Gas noted its cumulative effects methodology.</p> <p>Enbridge Gas outlined its commitment to continue to engage with CLFN and welcomed any additional information CLFN chose to provide.</p>
5.28	March 17, 2023	Email	<p>An Enbridge Gas representative emailed the CLFN representative to provide them information regarding the Stage 2 AA field work pertaining to the Project. The Enbridge Gas representative advised that the fieldwork is anticipated to take place in late April or early May. The Enbridge Gas representative advised the field work will consist of a test pit survey for portions of the existing municipal right-of-way and that the test pit survey is anticipated to take 1 day to complete. The Enbridge Gas representative explained that timing depends on when the field conditions are acceptable and that as soon as a concrete date is identified, they will provide that information.</p>		See attached line item 5.28.
5.29	April 10, 2023	Email	<p>An Enbridge Gas representative emailed the CLFN representative to provide them the information regarding the Stage 2 AA field work pertaining to the Project. The Enbridge Gas representative advised that weather and ground conditions factor into site accessibility for the field work and</p>		See attached line item 5.29.

			that a section still shows remnant snow. The Enbridge Gas representative advised that the ground needs to be thawed and dried sufficiently before completing the field work. The Enbridge Gas representative advised that locates have been received and they do expect April as a fieldwork date but will continue to monitor the weather conditions over the next couple weeks and will provide an update when everything is confirmed.		
5.30	April 19, 2023	Email	An Enbridge Gas representative emailed the CLFN representative to provide them field work information pertaining to the Project. The Enbridge Gas representative advised of the timing of the fieldwork day and provided them the information for the Field Supervisor and location.		See attached line item 5.30.
5.31	April 24, 2023	Email	An Enbridge Gas representative emailed the CLFN representative to provide them field work information pertaining to the Project. The Enbridge Gas representative advised that the expected fieldwork day will be delayed by a day due to the weather.		
Hiawatha First Nation (HFN)					
Line Item	Date of Engagement	Method	Summary of Enbridge Gas Inc. ("Enbridge Gas") Engagement Activity	Summary of Community's Engagement Activity	Issues or Concerns raised and how addressed by Enbridge Gas including attachments
6.19	March 7, 2023	Virtual Meeting	An Enbridge Gas representative met with HFN representatives to discuss ongoing Enbridge Gas Projects. The Enbridge Gas representative provided them Stage 2 AA field work information pertaining to the Project and advised that a firm date has not been identified. The Enbridge Gas representative advised they would provide information as it becomes available.	HFN confirmed they are still working on Stage 1 AA comments.	
6.20	March 13, 2023	Email		An HFN representative emailed the Enbridge Gas representative to provide comments on the Stage 1 AA for the Project.	See attached line item 6.20 HFN advised that they appreciated the opportunity to comment on the report. HFN advised that they are satisfied with the methodology and agree with the

					recommendations outlined in the Stage 1AA report.
6.21	March 17, 2023	Email	An Enbridge Gas representative emailed the HFN representative to provide them information regarding the Stage 2 AA field work pertaining to the Project. The Enbridge Gas representative advised that the fieldwork is anticipated to take place in late April or early May. An Enbridge Gas representative advised the field work will consist of a test pit survey for portions of the existing municipal right-of-way and that the test pit survey is anticipated to take 1 day to complete. The Enbridge Gas representative that timing depends on when the field conditions are acceptable and that as soon as a concrete date is identified, they will provide that information.		See attached line item 6.21.
6.22	March 17, 2023	Email	An Enbridge Gas representative emailed the HFN representative to confirm receipt of the email and comments on the Stage 1 AA report and thanked them for their review and comment on the report.		See attached line item 6.22.
6.23	April 10, 2023	Email	An Enbridge Gas representative emailed the HFN representative to provide them the information regarding the Stage 2 AA field work pertaining to the Project. The Enbridge Gas representative advised that weather and ground conditions factor into site accessibility for the field work and that a section still shows remnant snow. The Enbridge Gas representative advised that the ground needs to be thawed and dried sufficiently before completing the field work. The Enbridge Gas representative advised that locates have been received and they do expect April as a fieldwork date but will continue to monitor the weather conditions over the next couple weeks and will provide an update when everything is confirmed.		See attached line item 6.23.
6.24	April 19, 2023	Email	An Enbridge Gas representative emailed the HFN representative to provide them field work information pertaining to the Project. The Enbridge Gas		See attached line item 6.24.

			representative advised of the timing of fieldwork day and provided them the information for the Field Supervisor and location.		
6.25	April 24, 2023	Email	An Enbridge Gas representative emailed the HFN representative to provide them fieldwork information pertaining to the Project. The Enbridge Gas representative advised that the expected fieldwork day will be delayed by a day due to the weather.		See attached line item 6.25.
Huron-Wendat Nation (HWN)					
Line Item	Date of Engagement	Method	Summary of Enbridge Gas Inc. ("Enbridge Gas") Engagement Activity	Summary of Community's Engagement Activity	Issues or Concerns raised and how addressed by Enbridge Gas including attachments
7.14	March 17, 2023	Email	An Enbridge Gas representative emailed the HWN representative to provide them information regarding the Stage 2 AA field work pertaining to the Project. The Enbridge Gas representative advised that the fieldwork is anticipated to take place in late April or early May. An Enbridge Gas representative advised the field work will consist of test pit survey for portions of the existing municipal right-of-way and that the test pit survey is anticipated to take 1 day to complete. The Enbridge Gas representative explained that timing depends on when the field conditions are acceptable and that as soon as a concrete date has become available, they will provide that information.		See attached line item 7.14.
7.15	March 20, 2023	Email		A HWN representative emailed the Enbridge Gas representative to provide a quote for participation in the Stage 2 AA fieldwork.	See attached line item 7.15.
7.16	March 22, 2023	Email	An Enbridge Gas representative emailed the HWN representative to confirm receipt of the quote and advise that they will provide a date for the work once confirmed.		See attached line item 7.16.
7.17	April 10, 2023	Email	An Enbridge Gas representative emailed the HWN representative to provide them with the information regarding the Stage 2 AA field work pertaining to the Project. The Enbridge Gas representative advised that weather and ground conditions factor into site accessibility for the		See attached line item 7.17.

			field work and that a section still shows remnant snow. The Enbridge Gas representative advised that the ground needs to be thawed and dried sufficiently before completing the field work. The Enbridge Gas representative advised that locates have been received and they do expect April as a fieldwork date but will continue to monitor the weather conditions over the next couple weeks and will provide an update when everything is confirmed.		
7.18	April 19, 2023	Email	An Enbridge Gas representative emailed the HWN representative to provide them field work information pertaining to the Project. The Enbridge Gas representative advised of the timing of the fieldwork day and provided them the information for the Field Supervisor and location.		See attached line item 7.18.
7.19	April 20, 2023	Email		A HWN representative emailed the Enbridge Gas representative to provide contact information for a HWN representative that would be joining for the assessment.	See attached line item 7.19.
7.20	April 24, 2023	Email	An Enbridge Gas representative emailed the HWN representative to provide them field work information pertaining to the Project. The Enbridge Gas representative advised that the expected fieldwork day will be delayed by a day, due to the weather.		See attached line item 7.20.
Mississaugas of Scugog Island First Nation (MSIFN)					
Line Item	Date of Engagement	Method	Summary of Enbridge Gas Inc. ("Enbridge Gas") Engagement Activity	Summary of Community's Engagement Activity	Issues or Concerns raised and how addressed by Enbridge Gas including attachments
8.26	December 13, 2022	Email	An Enbridge Gas representative emailed the MSIFN representative to inquire if they had a chance to review and comment on the ER.		See attached line item 8.26.
8.27	December 13, 2022	Email		An MSIFN representative emailed the Enbridge Gas representative to advise that due to capacity constraints and the nature and location of the Project, MSIFN would not be pursuing consultation on the Project any further this time.	See attached line item 8.27.
8.28	December 13, 2022	Email	An Enbridge Gas representative emailed the MSIFN representative to confirm receipt of email and offered capacity funding to		See attached line item 8.28.

			support the review and comment of the report.		
8.29	December 13, 2022	Email		An MSIFN representative emailed the Enbridge Gas representative and confirmed receipt of email.	See attached line item 8.29.
8.30	March 17, 2023	Email	An Enbridge Gas representative emailed the MSIFN representative to provide them information regarding the Stage 2 AA field work pertaining to the Project. The Enbridge Gas representative advised that the fieldwork is anticipated to take place in late April or early May. An Enbridge Gas representative advised the field work will consist of a test pit survey for portions of the existing municipal right-of-way and that the test pit survey is anticipated to take 1 day to complete. The Enbridge Gas representative explained that timing depends on when the field conditions are acceptable and that as soon as a concrete date is identified, they will provide them that information.		See attached line item 8.30.
8.31	April 10, 2023	Email	An Enbridge Gas representative emailed the MSIFN representative to provide them the information regarding the Stage 2 AA field work pertaining to the Project. The Enbridge Gas representative advised that weather and ground conditions factor into site accessibility for the field work and that a section still shows remnant snow. The Enbridge Gas representative advised that the ground needs to be thawed and dried sufficiently before completing the field work. The Enbridge Gas representative advised that locates have been received and they do expect April as a fieldwork date but will continue to monitor the weather conditions over the next couple weeks and will provide an update when everything is confirmed.		See attached line item 8.31.
8.32	April 19, 2023	Email	An Enbridge Gas representative emailed the MSIFN representative to provide them field work information pertaining to the		See attached line item 8.32.

			Project. The Enbridge Gas representative advised of the timing of the fieldwork day and provided them the information for the Field Supervisor and location.		
8.33	April 19, 2023	Email		An MSIFN representative emailed Enbridge Gas that due to capacity restraints they would be participating in this field activity.	See attached line item 8.33.
8.34	April 24, 2023	Email	An Enbridge Gas representative emailed the MSIFN representative to provide them field work information pertaining to the Project. The Enbridge Gas representative advised that the expected fieldwork day will be delayed by a day due to the weather.		See attached line item 8.34.

Line item attachment 1.15

From: [Melanie Green](#)
To: [Dave Simpson](#)
Cc: [Lauryn Graham](#)
Subject: Stage 2 AA - UPCOMING field work Hidden Valley Community Expansion Project
Date: Friday, March 17, 2023 12:47:32 PM

Good morning,

I just want to put this work on your radar – Stage 2 AA field work pertaining to **Hidden Valley Community Expansion Project** is anticipated to take place late April or beginning of May.

The Stage 2 field work will consist of test pit survey for portions of the existing municipal right-of-way. The test pit survey is anticipated to take 1 day to complete. We are currently preparing to mobilize sometime in late April to early May, but that timing depends on when the field conditions are acceptable.

As soon as I have a concrete date, I will message back –

Thank you and have a great weekend!

Mel

Melanie Green C.E.T

Senior Advisor, Community & Indigenous Engagement, Eastern Region
Conseiller principal, Engagement communautaire et autochtone, Région de l'Est

Public Affairs, Communications & Sustainability
Affaires publiques, communications et développement durable

ENBRIDGE INC.

TEL: 613.747.4039 | Cell: 613.297.4365
400 Coventry Rd, Ottawa, ON K1K2C7

www.enbridge.com

Safety. Integrity. Respect. Inclusion.
Sécurité. Intégrité. Respect. Inclusion.

Line-item attachment 1.16

From: [Melanie Green](#)
To: [Dave Simpson](#)
Cc: [Lauryn Graham](#)
Subject: Hidden Valley Community Expansion Project - Stage 2 Field Work
Date: Monday, April 10, 2023 10:34:18 AM

Good morning,

I have just been made aware of stage 2 field work pertaining to the Hidden Valley Community Expansion Project –

Most of the locates are in, and we are waiting on one final location, however, the weather/ground conditions will play a big role in site accessibility for Stage 2 work. The nearest Highway cam south of the study area (Utterson) still shows remnant snow. The ground needs to be thawed and dried sufficiently before we can do the Stage 2 field work. With most locates now in hand, Stantec is looking at a late April as a fieldwork date. They will continue to monitor the weather conditions over the next couple week and will have a better idea of a start date then. However, we do have a tentative start date is April 24, however this date is subject to adequate field conditions and receiving the final utility locate.

Just thought id put that on your radar and I hope you had a nice long weekend!

Mel

Melanie Green C.E.T

Senior Advisor, Community & Indigenous Engagement, Eastern Region
Conseiller principal, Engagement communautaire et autochtone, Région de l'Est

Public Affairs, Communications & Sustainability
Affaires publiques, communications et développement durable

ENBRIDGE INC.

TEL: 613.747.4039 | Cell: 613.297.4365
400 Coventry Rd, Ottawa, ON K1K2C7

www.enbridge.com

Safety. Integrity. Respect. Inclusion.
Sécurité. Intégrité. Respect. Inclusion.

Line-item attachment 1.17

From: [Melanie Green](#)
To: [Dave Simpson](#)
Cc: [Lauryn Graham](#)
Subject: RE: Hidden Valley Community Expansion Project - Stage 2 Field Work
Date: Wednesday, April 19, 2023 3:02:32 PM

Good afternoon,

For your information and planning, we plan to go out and do field work pertaining to Hidden Valley Community Expansion Project next Tuesday April 25. The weather looks good that day. Field Supervisor Brian Horeczy (437) 553-6124 is your contact. You can meet the crew at 8:30 am at the Tim Horton's at 1 Capstone Ln, Huntsville, ON P1H 0A2 (in front of the Home Depot).

Any more info required, please let me know.

Good day!

Mel

Line-item attachment 1.18

From: [Melanie Green](#)
To: [Dave Simpson](#)
Cc: [Laurny Graham](#)
Subject: RE: Hidden Valley Community Expansion Project - Stage 2 Field Work
Date: Monday, April 24, 2023 8:02:55 AM

Good morning,

I have just been made aware of field delay –

We are going to delay the fieldwork until **Wednesday April 26**. Looking at the forecast it looks like rain all weekend and Monday. Giving the area Tuesday to dry out coupled with sunshine on Wednesday would be our best bet for success.

Thank you and sorry for the short notice,

Mel

Line-item attachment 2.14

From: [Melanie Green](#)
To: bfmchief@chimnissing.ca; consultations@chimnissing.ca; [Karry Sandy Mackenzie](#)
Cc: [Lauryn Graham](#)
Subject: Stage 2 AA - UPCOMING field work Hidden Valley Community Expansion Project
Date: Friday, March 17, 2023 12:47:56 PM

Good morning,

I just want to put this work on your radar – Stage 2 AA field work pertaining to **Hidden Valley Community Expansion Project** is anticipated to take place late April or beginning of May.

The Stage 2 field work will consist of test pit survey for portions of the existing municipal right-of-way. The test pit survey is anticipated to take 1 day to complete. We are currently preparing to mobilize sometime in late April to early May, but that timing depends on when the field conditions are acceptable.

As soon as I have a concrete date, I will message back –

Thank you and have a great weekend!

Mel

Melanie Green C.E.T

Senior Advisor, Community & Indigenous Engagement, Eastern Region
Conseiller principal, Engagement communautaire et autochtone, Région de l'Est

Public Affairs, Communications & Sustainability
Affaires publiques, communications et développement durable

ENBRIDGE INC.

TEL: 613.747.4039 | Cell: 613.297.4365
400 Coventry Rd, Ottawa, ON K1K2C7

www.enbridge.com

Line-item attachment 2.15

From: [Melanie Green](#)
To: bfchief@chimnissing.ca; consultations@chimnissing.ca; [Karry Sandy Mackenzie](#)
Cc: [Lauryn Graham](#)
Subject: Hidden Valley Community Expansion Project - Stage 2 Field Work
Date: Monday, April 10, 2023 10:34:40 AM

Good morning,

I have just been made aware of stage 2 field work pertaining to the Hidden Valley Community Expansion Project –

Most of the locates are in, and we are waiting on one final location, however, the weather/ground conditions will play a big role in site accessibility for Stage 2 work. The nearest Highway cam south of the study area (Utterson) still shows remnant snow. The ground needs to be thawed and dried sufficiently before we can do the Stage 2 field work. With most locates now in hand, Stantec is looking at a late April as a fieldwork date. They will continue to monitor the weather conditions over the next couple week and will have a better idea of a start date then. However, we do have a tentative start date is April 24, however this date is subject to adequate field conditions and receiving the final utility locate.

Just thought id put that on your radar and I hope you had a nice long weekend!

Mel

Melanie Green C.E.T

Senior Advisor, Community & Indigenous Engagement, Eastern Region
Conseiller principal, Engagement communautaire et autochtone, Région de l'Est

Public Affairs, Communications & Sustainability
Affaires publiques, communications et développement durable

ENBRIDGE INC.

TEL: 613.747.4039 | Cell: 613.297.4365
400 Coventry Rd, Ottawa, ON K1K2C7

www.enbridge.com

Line-item attachment 2.16

From: [Melanie Green](#)
To: bfchief@chimissing.ca; consultations@chimissing.ca; [Karry Sandy Mackenzie](#)
Cc: [Lauryn Graham](#)
Subject: RE: Hidden Valley Community Expansion Project - Stage 2 Field Work
Date: Wednesday, April 19, 2023 3:03:48 PM

Good afternoon,

For your information and planning, we plan to go out and do field work pertaining to Hidden Valley Community Expansion Project next Tuesday April 25. The weather looks good that day. Field Supervisor Brian Horeczy (437) 553-6124 is your contact. You can meet the crew at 8:30 am at the Tim Horton's at 1 Capstone Ln, Huntsville, ON P1H 0A2 (in front of the Home Depot).

Any more info required, please let me know.

Good day!

Mel

Line-item attachment 2.17

From: [Melanie Green](#)
To: bfchief@chimnissing.ca; consultations@chimnissing.ca; [Karry Sandy Mackenzie](#)
Cc: [Lauryn Graham](#)
Subject: RE: Hidden Valley Community Expansion Project - Stage 2 Field Work
Date: Monday, April 24, 2023 8:03:18 AM

Good morning,

I have just been made aware of field delay –

We are going to delay the fieldwork until **Wednesday April 26**. Looking at the forecast it looks like rain all weekend and Monday. Giving the area Tuesday to dry out coupled with sunshine on Wednesday would be our best bet for success.

Thank you and sorry for the short notice,

Mel

Line-item attachment 3.13

From: [Melanie Green](#)
To: donna.bigcanoe@georginaisland.com; jl.porte@georginaisland.com; sylvia.mccue@georginaisland.com
Cc: [Lauryn Graham](#)
Subject: Stage 2 AA - UPCOMING field work Hidden Valley Community Expansion Project
Date: Friday, March 17, 2023 12:48:37 PM

Good morning,

I just want to put this work on your radar – Stage 2 AA field work pertaining to **Hidden Valley Community Expansion Project** is anticipated to take place late April or beginning of May.

The Stage 2 field work will consist of test pit survey for portions of the existing municipal right-of-way. The test pit survey is anticipated to take 1 day to complete. We are currently preparing to mobilize sometime in late April to early May, but that timing depends on when the field conditions are acceptable.

As soon as I have a concrete date, I will message back –

Thank you and have a great weekend!

Mel

Melanie Green C.E.T

Senior Advisor, Community & Indigenous Engagement, Eastern Region
Conseiller principal, Engagement communautaire et autochtone, Région de l'Est

Public Affairs, Communications & Sustainability
Affaires publiques, communications et développement durable

ENBRIDGE INC.

TEL: 613.747.4039 | Cell: 613.297.4365
400 Coventry Rd, Ottawa, ON K1K2C7

Line-item attachment 3.14

From: [Melanie Green](#)
To: donna.bigcane@georginaisland.com; jl.porte@georginaisland.com; sylvia.mccue@georginaisland.com
Cc: [Lauryn Graham](#)
Subject: Hidden Valley Community Expansion Project - Stage 2 Field Work
Date: Monday, April 10, 2023 10:35:32 AM

Good morning,

I have just been made aware of stage 2 field work pertaining to the Hidden Valley Community Expansion Project –

Most of the locates are in, and we are waiting on one final location, however, the weather/ground conditions will play a big role in site accessibility for Stage 2 work. The nearest Highway cam south of the study area (Utterson) still shows remnant snow. The ground needs to be thawed and dried sufficiently before we can do the Stage 2 field work. With most locates now in hand, Stantec is looking at a late April as a fieldwork date. They will continue to monitor the weather conditions over the next couple week and will have a better idea of a start date then. However, we do have a tentative start date is April 24, however this date is subject to adequate field conditions and receiving the final utility locate.

Just thought id put that on your radar and I hope you had a nice long weekend!

Mel

Melanie Green C.E.T

Senior Advisor, Community & Indigenous Engagement, Eastern Region
Conseiller principal, Engagement communautaire et autochtone, Région de l'Est

—
Public Affairs, Communications & Sustainability
Affaires publiques, communications et développement durable

Line-item attachment 3.15

From: [Melanie Green](#)
To: donna.bigcanoe@georginaisland.com; jl.porte@georginaisland.com; sylvia.mccue@georginaisland.com
Cc: [Lauryn Graham](#)
Subject: RE: Hidden Valley Community Expansion Project - Stage 2 Field Work
Date: Wednesday, April 19, 2023 3:05:39 PM

Good afternoon,

For your information and planning, we plan to go out and do field work pertaining to Hidden Valley Community Expansion Project next Tuesday April 25. The weather looks good that day. Field Supervisor Brian Horeczy (437) 553-6124 is your contact. You can meet the crew at 8:30 am at the Tim Horton's at 1 Capstone Ln, Huntsville, ON P1H 0A2 (in front of the Home Depot).

Any more info required, please let me know.

Good day!

Mel

Line-item attachment 3.16

From: [Melanie Green](#)
To: donna.bigcanoe@georginaisland.com; jl.porte@georginaisland.com; sylvia.mccue@georginaisland.com
Cc: [Lauryn Graham](#)
Subject: RE: Hidden Valley Community Expansion Project - Stage 2 Field Work
Date: Monday, April 24, 2023 8:04:29 AM

Good morning,

I have just been made aware of field delay –

We are going to delay the fieldwork until **Wednesday April 26**. Looking at the forecast it looks like rain all weekend and Monday. Giving the area Tuesday to dry out coupled with sunshine on Wednesday would be our best bet for success.

Thank you and sorry for the short notice,

Mel

Line-item attachment 4.22

From: [Melanie Green](#)
To: consultation@ramafirstnation.ca
Cc: [Laurn Graham](#)
Subject: Stage 2 AA - UPCOMING field work Hidden Valley Community Expansion Project
Date: Friday, March 17, 2023 12:48:57 PM

Good morning,

I just want to put this work on your radar – Stage 2 AA field work pertaining to **Hidden Valley Community Expansion Project** is anticipated to take place late April or beginning of May.

The Stage 2 field work will consist of test pit survey for portions of the existing municipal right-of-way. The test pit survey is anticipated to take 1 day to complete. We are currently preparing to mobilize sometime in late April to early May, but that timing depends on when the field conditions are acceptable.

As soon as I have a concrete date, I will message back –

Thank you and have a great weekend!

Mel

Melanie Green C.E.T

Senior Advisor, Community & Indigenous Engagement, Eastern Region
Conseiller principal, Engagement communautaire et autochtone, Région de l'Est

Public Affairs, Communications & Sustainability
Affaires publiques, communications et développement durable

ENBRIDGE INC.

TEL: 613.747.4039 | Cell: 613.297.4365
400 Coventry Rd, Ottawa, ON K1K2C7

Line-item attachment 4.23

From: [Melanie Green](#)
To: consultation@ramafirstnation.ca
Cc: [Lauryn Graham](#)
Subject: Hidden Valley Community Expansion Project - Stage 2 Field Work
Date: Monday, April 10, 2023 10:35:09 AM

Good morning,

I have just been made aware of stage 2 field work pertaining to the Hidden Valley Community Expansion Project –

Most of the locates are in, and we are waiting on one final location, however, the weather/ground conditions will play a big role in site accessibility for Stage 2 work. The nearest Highway cam south of the study area (Utterson) still shows remnant snow. The ground needs to be thawed and dried sufficiently before we can do the Stage 2 field work. With most locates now in hand, Stantec is looking at a late April as a fieldwork date. They will continue to monitor the weather conditions over the next couple week and will have a better idea of a start date then. However, we do have a tentative start date is April 24, however this date is subject to adequate field conditions and receiving the final utility locate.

Just thought id put that on your radar and I hope you had a nice long weekend!

Mel

Melanie Green C.E.T

Senior Advisor, Community & Indigenous Engagement, Eastern Region
Conseiller principal, Engagement communautaire et autochtone, Région de l'Est

Public Affairs, Communications & Sustainability
Affaires publiques, communications et développement durable

ENBRIDGE INC.

TEL: 613.747.4039 | Cell: 613.297.4365
400 Coventry Rd, Ottawa, ON K1K2C7

www.enbridge.com

Line-item attachment 4.24

From: [Melanie Green](#)
To: consultation@ramafirstnation.ca
Cc: [Lauryn Graham](#); [Hill, Laura](#)
Subject: RE: Hidden Valley Community Expansion Project - Stage 2 Field Work
Date: Wednesday, April 19, 2023 3:04:31 PM

Good afternoon,

For your information and planning, we plan to go out and do field work pertaining to Hidden Valley Community Expansion Project next Tuesday April 25. The weather looks good that day. Field Supervisor Brian Horeczy (437) 553-6124 is your contact. You can meet the crew at 8:30 am at the Tim Horton's at 1 Capstone Ln, Huntsville, ON P1H 0A2 (in front of the Home Depot).

Any more info required, please let me know.

Good day!

Mel

Line-item attachment 4.25

From: [Melanie Green](#)
To: consultation@ramafirstnation.ca
Cc: [Lauryn Graham](#)
Subject: RE: Hidden Valley Community Expansion Project - Stage 2 Field Work
Date: Monday, April 24, 2023 8:04:02 AM

Good morning,

I have just been made aware of field delay –

We are going to delay the fieldwork until **Wednesday April 26**. Looking at the forecast it looks like rain all weekend and Monday. Giving the area Tuesday to dry out coupled with sunshine on Wednesday would be our best bet for success.

Thank you and sorry for the short notice,

Mel

Line-item attachment 5.27

From: [Melanie Green](#)
To: [Francis M. Chua](#)
Cc: [Lauryl Graham](#); [Sarah Crowell](#); [Julie Kapyrka](#); [Kaitlin Hill \(Curve Lake\) \(KaitlinH@curvelake.ca\)](#); [Paige Williams](#); [Tiffany McLellan](#); [KeithK@curvelake.ca](#); [Katie Young-Haddlesey](#); [Kayla Wright](#); [Gary Pritchard](#); [info@4directionsconservation.com](#); [Hannah Tosello](#)
Subject: RE: CLFN ENVIRONMENT Review: Hidden Valley Community Expansion Project - Environmental Report
Date: Wednesday, February 22, 2023 11:46:11 AM
Attachments: [Hidden Valley - enbridge Responses to CLFN 02.22.23.pdf](#)

Good morning,

At last I provide you with our responses to your comments on the environmental report pertaining to Hidden Valley Community Expansion Project. Thank you so much for taking the time to review and provide these comments – we appreciate it immensely.

Please have a read, and should you have any concerns, please let me know.

Thank you and chat soon,

Mel

Hidden Valley Community Expansion Project (“the Project”) – Enbridge Responses to Curve Lake First Nation

Table 1: Enbridge Gas Inc. (Enbridge) Responses to Curve Lake First Nation Comments on the Environmental Report		
Item	Curve Lake First Nation	Enbridge responses
1.0 Concerns Regarding Michi Saagiig Rights		
1.1 Duty to Consult and Accommodate		
1.1.1 Statement	<p><i>“As previously noted, this Project is located in the Williams Treaties First Nations (Stantec 2022).</i></p> <p><i>There are no Indigenous communities located in the Study Area. Ontario, as the Crown, has a legal duty to consult with Indigenous peoples regarding projects or decisions that may adversely impact constitutionally protected Indigenous or treaty rights.”</i> (Page 41, Section 4.5)</p> <p>4 Directions staff raise some concerns regarding the second sentence of the provided quotation. As noted, by Stantec, the project is located in Williams Treaties First Nation territory. Thus, following this by stating that there are no Indigenous communities located in the Study Area undermines established Treaty Rights. The project is within Michi Saagiig territory, and therefore they are here.</p> <p>How was it decided that there are no Indigenous communities located in the Study Area?</p>	<p>Enbridge acknowledges that the Project is located within the Williams Treaties territory as well as the Michi Saagiig territory.</p> <p>The word “community” was intended to indicate a settled area, or group of people living in the same place. Recognizing 4 Directions staff’s concern, Enbridge Gas would like to clarify that the statement was only intended to communicate that there are no known First Nation settled areas or reserves in the Study Area, based on a map of First Nations Communities from the Ministry of Indigenous Affairs.¹ It was not intended to anyway diminish the importance of established Treaty rights.</p> <p>The Minister of Energy has delegated the procedural aspects of consultation in respect of the Project to Enbridge. In accordance with this delegation, Enbridge is engaging with Williams Treaties First Nations, including Alderville First Nation, Beausoleil first Nation, Curve Lake First Nation, Chippewas of Georgina Island First Nation and Chippewas of Rama First Nation. Enbridge would like an understanding of how the Project may impact Indigenous or treaty rights and appreciates any input on how any such impacts could be mitigated</p>

¹ Ministry of Indigenous Affairs. 2022. First Nation Communities. Map. Available online at: <https://www.ontario.ca/page/ontario-first-nations-maps>.

<p>1.1.2</p>	<p><i>"The environmental study was completed in accordance with the OEB Environmental Guidelines (2016), as well as relevant federal and provincial environmental guidelines and regulations. The principal objective of the environmental study was to outline various environmental mitigation and protection measures for the construction and operation of the project while meeting the intent of the OEB Environmental Guidelines (2016). To meet this objective, the environmental study was prepared to: [...] Develop an engagement and consultation program to receive input from interested and potentially affected parties. [...]"</i> (Page 1, Section 1.2.1).</p>	
<p>1.1.3 Recommendation</p>	<p>4 Directions Staff recommend that the statement regarding the absence of Indigenous communities located within the study area is removed.</p>	<p>Please see response to 1.1.1</p>
<p>1.1.3.1</p>	<p>The project is located within Williams Treaty Clause #1 Territory. Curve Lake First Nation's Consultation and Accommodation Standards clearly outline obligations for proponents operating within Curve Lake First Nation Traditional Territory:</p> <p><i>"Whereas section 35 of the Constitution Act (1982) recognizes and affirms the existing Aboriginal and Treaty right of the Aboriginal peoples of Canada; Whereas the Supreme Court of Canada has established that Aboriginal peoples asserting Aboriginal and Treaty rights must be consulted and accommodated prior to</i></p>	<p>Enbridge's consultation with Indigenous communities is ongoing. Consistent with applicable guidelines (OEB Environmental Guidelines (2016)), section 3.3 and the MOE Delegation Letter for this Project, Enbridge would seek to gain a better understanding from CLFN of any potentially affected Aboriginal and Treaty Rights within the Project footprint. As discussed further below, the environmental report identifies a number of measures that are designed to mitigate potential environmental impacts within the Project footprint. Enbridge would welcome any further information CLFN chooses to share regarding the potential impacts of the Project on CLFN's rights so that mitigation measures can be implemented as appropriate.</p>

	<p><i>the occurrence of any decisions, conduct or activities that may have an impact on the rights and interests of Aboriginal peoples” (Curve Lake First Nation, Page 2).</i></p> <p>This Duty to Consult encapsulates specific expectations regarding accommodation for Rights Holders that differ greatly from interest holders, stakeholders, and the public. The term Rights Holders has specific legal implications; for example, participation needs to be at a different time than that of stakeholders. The Williams Treaty First Nations’ rights were further reaffirmed on November 17, 2018, when the Honorable Carolyn Bennett, Minister of Crown-Indigenous Relations, apologized on behalf of the Government of Canada for the negative impacts of the 1923 Williams Treaties on the WTFN. This apology reads:</p> <p><i>“Ninety-five years ago, your ancestors signed treaties with the Crown that became known as the Williams Treaties. The Crown only entered into these treaties after decades of requests by First Nation leaders and community members to address the matter of settlers encroaching on your traditional lands. We are sorry that, even before the Williams Treaties were concluded, your ancestors were unable to fully enjoy the bounty of your traditional lands. We are sorry that these treaties did not resolve your grievances, and that the Crown’s actions did not honor the longstanding treaty</i></p>	
--	---	--

<p><i>relationship that already existed, and continues to exist, with your communities. And we are sorry that the Crown failed to recognize and respect your treaty rights. We are sorry that, in not recognizing your rights to harvest in your pre-Confederation treaty areas, your communities faced hardship and hunger, with the bounties of the land being replaced by biscuits and tins of government meat. We are sorry that your people were not able to pursue traditional activities with pride and dignity, but instead were persecuted for exercising their rights. And we are sorry that your grandmothers and grandfathers, mothers and fathers, and aunts and uncles were constrained in their ability to do what their ancestors had always done — to teach younger generations about your communities' traditional lands and waters and pass along Anishinaabe culture and practices. The persistence and resilience of the Williams Treaties First Nations serve as an example for all Canadians. In order to learn, in order to heal, in order to advance reconciliation, we must all acknowledge past wrongs and the multifaceted impacts of colonialism. It is our collective responsibility to continue to educate ourselves on the history of Canada so that we can move toward greater understanding and respect. I pledge that we can, and will, do better. There is no way to undo the past, nor to fully atone for wrongs perpetuated over many decades. In concluding a negotiated settlement that includes compensation to address</i></p>	
--	--

	<p><i>historic wrongs, the ability to expand your reserve land bases, and the recognition of your pre-Confederation treaty harvesting rights, I believe that we have the opportunity to open a new chapter. A chapter where trust can be rebuilt; Anishinaabe culture, language, and teachings are celebrated; treaty rights are respected; and our relationship is further strengthened for the benefit of the seven generations to come. We are committed to writing this next chapter together, in the spirit of reconciliation and partnership."</i></p> <p>Within the quotation provided in section 1.1.2, relevant federal and provincial guidelines were identified for this report. How are Treaty obligations considered relevant for this environmental report?</p> <p>Please confirm how Treaty obligations were considered relevant to this study.</p>	
1.1.3	<p><i>"Consultation is an important component of the OEB Environmental Guidelines (2016). As noted by the OEB (2016), consultation is the process of identifying interested and potentially affected parties and informing them about the Project, soliciting information about their values and local environmental and socioeconomic circumstances, and receiving input into key Project decisions before those decisions are finalized. Stantec believes that community involvement and consultation is a critical and</i></p>	<p>Enbridge acknowledges that the term consultation carries legal implications in Canada and therefore does not equate the consultation process with potentially impacted aboriginal or treaty rights holders and the engagement process with other potentially impacted parties Enbridge recognizes the existence of Michi Saagiiq treaties and the rights contained therein. As such, Enbridge remains committed to the consultation process and would ask CLFN to provide us with any further information regarding potential Project-related impacts on rights and how those impacts can be avoided or mitigated as appropriate.</p>

	<p><i>fundamental component of this environmental study, and that Indigenous community participation is essential to the Project. We also recognize that each potentially affected Indigenous community has unique conditions and needs and that the process followed may not satisfy the "duty to consult" component from an Indigenous community's perspective. To demonstrate that we respect this view, we will use the term "engagement" throughout the remainder of this Report when we refer to seeking input from Indigenous communities"</i> (Page 8, Section 3.1).</p> <p>The term consultation has legal implications in Canada. As defined by Brideau (2019),</p> <p>"The duty to consult and, where appropriate, accommodate Indigenous peoples, requires that federal and provincial governments have a dialogue with Indigenous groups about contemplated government actions or decisions that might have a negative impact on Aboriginal and treaty rights. The goal is to listen to the views and concerns of affected Indigenous groups and, where necessary and possible, modify the action or decision to avoid unlawful infringement of those rights" (Page 1, Overview).</p> <p>4 Directions staff acknowledge that Stantec's intentions are to be respectful when utilizing language such as engagement when discussing work with Indigenous communities. We suggest,</p>	<p>Enbridge Gas will continue to work alongside our environmental consultants to ensure the proper and accurate use of language.</p>
--	--	--

	<p>however, that the issue is perhaps not in claiming to consult with First Nations, which should be happening in so cases, but rather equating the legal consultation process undertaken with a Rights Holder to the engagement processes undertaken when discussing the project with the interest, public or stakeholders.</p> <p>How does the language utilized in the provided report affirm existing Michi Saagiig Treaties and subsequent rights?</p> <p>4 Directions recommends that Stantec be purposive with their language when discussing specific engagement processes with various Rights and/or interest holders.</p>	
<p>1.2 Michi Saggig Treaty Rights</p>		
<p>1.2.1 Quotation</p>	<p><i>“Stantec respectfully acknowledges that the Williams Treaties First Nations hold constitutionally protected harvesting rights in portions of the Study Area within Treaty 20. The value of traditional knowledge and oral history are acknowledged and welcomed and provide context and background to the findings of archaeological studies. We recognize that Indigenous communities have strong ties to their lands and that the use of these lands, from a development, ecosystems, and sustainability perspective, is of vital importance to the communities”</i> (Page 36, Section 4.5.7).</p> <p>4 Directions staff took notice of the phrasing of the quotation provided in section 1.2.1. Stantec notes that WTFN holds harvesting rights in</p>	<p>Enbridge acknowledges the Project is within the Michi Saagiig treaty territory. Enbridge recognizes the excerpt could have been worded better; the intention was to recognize that certain portions of the Study Area (e.g. active roadways paved with asphalt) may not be conducive to the exercise of harvesting rights.</p>

	<p>portions of the Study Area. It should be noted that the entire study area is protected by Michi Saagiig Treaty and Inherent Rights.</p> <p>Which portions of the study area do Williams Treaties First Nations harvesting rights not cover?</p> <p>It is recommended that Stantec confirm that the entire Study Area is protected by Michi Saagiig Treaty and Inherent Rights.</p>	
--	---	--

<p>1.2.2.1</p>	<p>On page 5 of the provided report, a summary of potential environmental permit and approval requirements is provided in Table 1.1 (Figure 1)</p> <p>As reaffirmed in section 35 of the constitution act (1982), the Williams Treaties maintain that Michi Saagiig harvesting rights are to be upheld. Any impact on culturally significant species is an infringement on Michi Saagiig treaty rights.</p>	
----------------	---	--

	<p>If a permit to take water is proposed, concerns are raised regarding the Project's impacts on Michi Saagiig water rights as outlined in the Williams Treaties and the Curve Lake First Nation Consultation and Accommodation Standards (2013). Further, As stated in the Water Declaration of the First Nations in Ontario (2008), <i>"First Nations in Ontario's treaty-making with the Crown created a relationship of rights for all parties [...]; First Nations in Ontario's treaty relationships make certain that decision-making processes related to use and care of the waters is a right maintained by the First Nations and not handed over with the making of Treaties"</i> (Chiefs of Ontario, 2008: pp. 2). Establishing clear responsibilities regarding water is paramount in setting the tone when approaching relationship building. Under international policy like the United Nations Declaration on the Rights of Indigenous Peoples (UNDRIP), the right to self-determination of Indigenous Peoples leads to:</p> <p><i>"the right to freely determine our political status and freely pursue our economic, social, and cultural development. That means we have the right to exercise full authority as well as the responsibility given to our ancestors by the Creator to care for our relatives (creation), including the waters"</i> (Chiefs of Ontario, 2008; pp. 4).</p>	
1.2.2.2	How were Indigenous Rights holders engaged to ensure the ongoing protection of Indigenous Inherent and Treaty Rights through the summary	In accordance with the MOE's Delegation Letter for the Project, Enbridge has and continues to engage with Williams Treaties First Nations, including Alderville First Nation, Beausoleil first Nation, CLFN,

	<p>of potential environmental effects? Specifically, as this pertains to water matters.</p> <p>4 Directions recommends that Stantec and Enbridge confirm that Indigenous Treaty and Inherent Rights and values are upheld when considering environmental impacts.</p> <p><i>“A Study Area is the area in which direct interactions with the socio-economic and natural environment could occur. For the purposes of the environmental study, the northern, southern, eastern, and western extents of the Study Area were determined by applying an approximate buffer of 500 m from the centre line of the PR, (see Figure A-1, Appendix A). Based on previous pipeline experience, direct and indirect interactions are expected to occur within 100 m of the centre line of the PR. However, a 500 m buffer has been used based on feedback from the MECP received for other similar projects, to account for potential hydrogeological interactions” (Page 16, Section 4.1).</i></p> <p>If there are bodies of water present or tributaries to bodies of water that are affected by the PR, these also need to be included within the Study Area. From a systems-thinking approach, environmental analyses must characterize and treat environmental issues holistically (Sternam, 2002).</p> <p>How were project parameters considering bodies of water determined?</p>	<p>Chippewas of Georgina Island First Nation and Chippewas of Rama First Nation. For example, Enbridge provided project notification on May 4th, 2022, followed by a draft stage 1AA on August 8th, 2022 and the Environmental Report on September 20th, 2022 for CLFN review and comment, as well as participate in fieldwork.</p> <p>Information regarding potential impacts on water resources is outlined in the ER report. There are no surface water bodies expected to be impacted by the Project. There are no surface water bodies directly intersected by the Project footprint or in the Study Area, and the size and scale of the Project is such that indirect impacts to water bodies are not anticipated.</p> <p>Enbridge acknowledges the importance of mitigating impacts on Aboriginal and Treaty rights. As consultation with Indigenous communities is ongoing, Enbridge would welcome any further information on the exercise of Aboriginal and Treaty Rights within the Project footprint and any input on proposed mitigation measures.</p> <p>There are no surface water bodies expected to be impacted by the Project. There are no surface water bodies directly intersected by the Project footprint or in the Study Area, and the size and scale of the Project is such that indirect impacts to water bodies are not anticipated.</p> <p>However, Enbridge would like to continue to work with CLFN to better understand best practices in water and water related mitigation approaches</p>
--	---	--

	<p>4 Directions staff recommend that further clarity is provided regarding how interconnected water systems are considered throughout the study area.</p>	<p>generally. As always, we remain committed to working with communities to protect the rights of Indigenous peoples.</p>
<p>1.3 Engaging with Indigenous Knowledge Systems (IKS)</p>		
<p>1.3.1 Quotation</p>	<p><i>“Engagement with Indigenous communities was guided by the OEB Environmental Guidelines (2016), as noted above, but also by the Enbridge’s Indigenous Peoples Policy.</i></p> <p><i>Indigenous engagement commenced with the submission of a Project description to the Ministry of Energy (MOE) [...] This submission to the MOE provided details on the Project location and sought to determine the requirements of the duty to consult. Potentially impacted Indigenous communities were identified by the MOE in a Letter of Delegation [...]. The Letter of Delegation confirmed that the MOE would be delegating the procedural aspects of engagement and consultation in respect to the Project and that, based on the Crown’s assessment, the following Indigenous communities should be consulted:</i></p> <ul style="list-style-type: none"> <i>• Alderville First Nation</i> <i>• Beausoleil First Nation (Christian Island)</i> <i>• Curve Lake First Nation</i> <i>• Chippewas of Georgina Island</i> <i>• Chippewas of Rama First Nation</i> <i>• Hiawatha First Nation</i> <i>• Huron-Wendat Nation²</i> <i>• Mississaugas of Scugog Island First Nation [...]</i> 	

	<p>2 MOE indicated that Huron-Wendat interests are specific to archaeological resources" (Page 9, Section 3.2.1).</p>	
<p>1.3.1.1 Statement</p>	<p>4 Directions staff do raise questions regarding the meaningfulness of OEB's guidelines as they pertain to engagement with Indigenous communities. 4 Directions see great potential for Stantec and Enbridge staff also begin to be guided by Indigenous-owned or co-created resources. For instance, many Michi Saagiig Nations offer their own Consultation and Accommodation Standards, openly accessible on their respective websites (for example: Curve Lake First Nation Consultation and Accommodation Standards, Hiawatha First Nation Consultation and Accommodations Standards, Chippewas of Rama First Nation Consultation and Accommodation Protocol). Philosophical and operational guidelines that could further support meaningful engagement with Indigenous communities include the ideas of fostering an Ethical Space (Ermine, 2007) and being guided by a Two-Eyed Seeing approach (Bartlett et al., 2012). As described by Willie Ermine (2007), an important aspect of the Ethical Space is that it is formed:</p> <p><i>"between peoples and cultures, and in particular whenever and wherever the physical and philosophical encounter of Indigenous and Western worlds takes place. At the superficial level of encounter, the two entities may indeed acknowledge each other but there is a clear lack of substance or depth to the encounter. What remains hidden and</i></p>	<p>While these are the formal guidelines provided to Enbridge by the OEB, Enbridge is committed to understanding Indigenous knowledge, cultural values and rights as they related to the study area and using that understanding as appropriate to improve the development of the Project, including mitigating potential impacts on Indigenous interests, including rights. Enbridge would like to continue to work with CLFN to further understand the cultural values that are important to the community and potential impacts of the Project on rights in the area. Moreover, Enbridge would welcome the opportunity to work with CLFN to understand Indigenous worldviews and/or knowledge systems and how they may be incorporated into relevant aspects of this Project.</p>

	<p><i>enfolded are the deeper level thoughts, interests and assumptions that will inevitably influence and animate the kind of relationship the two can have. It is the deeper level force, the underflow-become-influential, the enfolded dimensions that needs to be acknowledged and brought to bear in the complex situation produced by confronting knowledge and legal systems"</i> (Ermine, 2007; pp. 195).</p> <p>Are Indigenous Rights Holders satisfied with the level of engagement provided by OEB guidelines? Is Curve Lake First Nation satisfied with this level of engagement?</p>	
<p>1.3.1.3 Recommendation</p>	<p>4 Directions recommends that Stantec and Enbridge staff begin to be guided by Indigenous written resources when approaching meaningful engagement with Indigenous communities.</p>	<p>While Enbridge cannot speak to the satisfaction with the level of engagement provided by the OEB guidelines. Enbridge endeavors to learn and improve our engagement with First Nations and appreciated 4 Directions identifying further reference material that may assist in that regard.</p>
<p>1.4 Concerns Raised by Curve Lake First Nation (CLFN)</p>		
<p>1.4.1 Quotation</p>	<p><i>"As recorded in Appendix B6, engagement and consultation began May 4, 2022, with Curve Lake First Nation. Upon receiving the notice of commencement and virtual open house letter, in a response letter dated June 15, 2022, Curve Lake First Nation acknowledged the receipt of correspondence regarding the Hidden Valley Community Expansion Project. Curve Lake First Nation requested that Enbridge Gas provide:</i></p> <p><i>(a) A summary statement indicating how the Project will address the areas that are of</i></p>	

	<p><i>concern to CLFN: possible environmental impact to the nations drinking water, endangerment to fish and wild game, impact on Aboriginal heritage and cultural values, and to endangered species, lands and savannas.</i></p> <p><i>(b) An opportunity for CLFN to participate in Stage 1 AA for the Project. And at least one of the nation's Cultural Heritage Liaisons be involved in any Stage 2-4 assessments, including test pitting and/or pedestrian surveys to full excavation.</i></p> <p><i>Curve Lake First Nation also indicated that from an initial scan of the Project area, there might be the presence of burial or archaeological sites in proximity to the Project. Should excavation unearth bones, remains, or other such evidence of a native burial site or any other archaeological findings, CLFN requested they be notified immediately" (Page 13, Section 3.5.1).</i></p>	
<p>1.4.1.1 Statement</p>	<p>4 Directions staff note that there are several identified concerns raised by Curve Lake First Nation representatives in quotation 1.4.1; however, little to no evidence has been provided throughout the Environmental Report regarding how these concerns are addressed.</p> <p>4 Directions staff would further like to ensure that required measures are understood by Enbridge staff that could potentially come across human remains during the project. As noted by Stantec, CLFN should be notified immediately of this occurrence. Further, as noted by the</p>	<p>The Environmental Report discusses the potential impacts and associated mitigation measures to drinking water (Sections 3.5.3, 4.3.3 and Table 5.1), fish and wild game (Section 4.4.1 and Table 5.1), endangered species (Sections 4.4.1.1 and 4.4.4.2, and Table 5.1) and lands Section 4.4.2, 4.4.3, 4.5.8 and Table 5.1).</p> <p>CLFN was provided the draft Stage 1 AA for review and comment prior to finalizing the report. The Stage 2 AA work has not begun; CLFN will be invited to monitor the Stage 2 AA field work. Excavation for the Project is anticipated to occur only in the road</p>

	<p>Mississauga's of the New Credit First Nation (MCFN).</p> <p><i>"Human remains are not archaeological resources. They are the remains of ancestors who were interred, or died without burial, at or near the location where they are discovered. All human remains identified during archaeological fieldwork are of interest to MCFN, and appropriate treatment of human remains is of considerable importance to the Nation"</i> (MCFN, 2020).</p> <p>As noted by the MNCFN, all human remains, regardless of the context, must be treated with extremely high levels of care; the presence of remains implies a high likelihood of burial sites being present on the property.</p> <p>MNCFN directs consultants to refer to the Coroners Act and the Funeral, Burial and Cremation Services Act protocols should these instances occur.</p>	<p>allowance, which has been previously disturbed for the construction of the road. The likelihood of encountering human remains is low. Nevertheless, should human remains be encountered, Enbridge will notify CLFN and comply with all applicable legal requirements.</p> <p>Moreover, Enbridge is committed to continuing to engage with CLFN to obtain specific information regarding potential Project-related impacts and how those impacts can be avoided or mitigated as appropriate.</p>
<p>1.4.1.2 Question</p>	<p>How have concerns raised by Curve Lake First Nation members been addressed in this environmental Report?</p> <p>Please clarify how CLFN's raised concerns have been addressed throughout the provided Environmental Report.</p>	<p>Please refer to response in 1.4.1.1</p>
<p>1.4.2.1 Statement</p>	<p><i>"A background data review was conducted to determine locations of potential biophysical features (e.g., wetlands, watercourses) in the Study Area. Data were</i></p>	<p>Should CLFN be willing to share this information, Enbridge would welcome the opportunity to work with CLFN to understand and better incorporate Indigenous worldviews and/or knowledge systems into the relevant aspects of this Project.</p>

	<p><i>gathered through agency requests and by accessing [...] online databases and sources"</i> (Page 16, Section 4.2).</p> <p>As noted in statement 1.1.2.1, 4 Directions staff remind Stantec and Enbridge that Michi Saagiig Treaty Rights, including protection of culturally significant species and spaces, are protected throughout the project area. Thus, 4 Directions staff raise concerns regarding why Michi Saagiig Rights, and Knowledge Systems are not included in the background data review.</p>	
<p>1.4.2.2 Question</p>	<p>Given earlier raised concerns by CLFN regarding the potential presence of burial or archaeological sites, impacts on drinking water, fish, game, endangered species, cultural values, lands, etc., why were Michi Saagiig resources not reviewed as data sources for the study area?</p> <p>4 Directions staff recommend that Michi Saagiig resources are included within all environmental reviews pertaining to this project.</p>	<p>While Enbridge follows the formal guidelines provided to Enbridge by the OEB, Enbridge is committed to incorporating Indigenous knowledge, cultural values, and Rights on the landscape within the Project. To that end, Enbridge would like to continue to work with CLFN to understand the cultural values that are important to the community and potential impacts on Rights in this area. Moreover, Enbridge would welcome the opportunity to work with CLFN to understand and better incorporate Indigenous worldviews and/or knowledge systems into the relevant aspects of this Project.</p> <p>Enbridge has recently modified their project initiation letter to include:</p> <ul style="list-style-type: none"> • Any information the community has available that Enbridge should consider when preparing documentation related to the Project;

		<ul style="list-style-type: none"> • Any information the community may have regarding the potential adverse impacts the Project may have on your Aboriginal or treaty rights. • Any suggestions or proposals on avoiding, minimizing or mitigating any potential adverse impacts the Project may have on your Aboriginal or treaty rights. • Guidance on how you would like information provided to us to be collected, stored, used and shared. <p>Enbridge would remain open to exploring additional avenues for CLFN to provide relevant resources; however, Enbridge is better able to integrate shared knowledge from CLFN at the initiation stage of the project.</p>
<p>2.0 Concerns regarding the Environment</p>		
<p>2.1.1.1 Statement</p>	<p><i>"The Ontario Wetland Evaluation System (OWES) is used to evaluate the significance of wetlands in Ontario and to ultimately identify those features that are considered as Provincially Significant Wetlands (PSW). An evaluated wetland may be one contiguous unit or may be a complex of smaller wetlands functioning as a whole. Evaluated wetlands that do not qualify as provincially significant may be designated locally significant and may be protected through local planning and policy measures. There may also be unevaluated wetlands in an area. A review of LIO (2022a) natural heritage mapping identified the presence of several unevaluated wetland features as occurring within the Study</i></p>	<p>As the project is proposed to be constructed within an existing road allowance, no impacts to wetlands (evaluated or unevaluated) are anticipated. CLFN was invited to participate in the biophysical investigations completed in the summer of 2022.</p> <p>Moreover, Enbridge would seek to gain a better understanding of any potentially affected Aboriginal and Treaty Rights within the Project footprint so they can be avoided or mitigated, as appropriate. Given this, please confirm if the community requires anything further to identify any potential impacts on CLFN's Aboriginal or Treaty Rights and interests.</p>

	<p><i>Area, in the northeastern portion of the Study Area (Appendix C, Figure 1). No PSWs were identified as occurring within the Study Area. The PR does not cross any mapped wetlands. The nearest mapped wetland is located approximately 75 m north of the portion of the PR on Skyline Drive, just east of Highway 60 (Appendix C)."</i> (Page 22, Section 4.4.3).</p> <p>It should be noted that all wetlands are afforded protection under the Treaty Rights of the Michi Saagiig (CLFN, 2013; Williams, 2018). Wetlands are culturally significant systems for medicines, as well as food sources such as the Bull Frog; a Michi Saagiig cultural keystone species (Williams, 2018). Failure to implement mitigation measures for any environmental impact directly infringes on the Michi Saagiig Treaty Rights (CLFN, 2013; Williams, 2018)</p> <p>How were Michi Saagiig Treaty Rights included in the process of evaluating wetlands present on site?</p> <p>4 Directions recommends that Stantec and Enbridge confirm how Michi Saagiig Inherent and Treaty rights are upheld as it pertains to impacts to and monitoring of wetlands.</p>	<p>Please refer to response in section 2.1.1.2</p>
<p>2.1.2 Quotation</p>	<p><i>"If blasting is required for trenching, well owners within 100 m of the preferred pipeline trench should be provided with the option to participate in a Water Well Monitoring Program prior to construction to determine preconstruction quality and quantity conditions. Where blasting is not required, wells within a minimum of 10 m of the</i></p>	

	<p><i>trench, or as recommended by future hydrogeological studies, will qualify for participation in the monitoring program. The water quality and quantity, and levels of participating resident water wells should be monitored in the event a complaint or concern is brought forward” (Page 66, Section 7.1.2).</i></p>	
2.1.2.1 Statement	<p>Any changes to water quality and quantity should be shared with CLFN as it is their responsibility and right to protect and govern the waters in this territory.</p>	<p>Enbridge recognizes the asserted rights of the Michi Saagiig people and would like to continue to work with CLFN to better understand best practices in water and water related mitigation approaches. As always, Enbridge remains committed to working with communities to avoid or mitigate any potential impacts our projects or operations may have on CLFN's rights and interests.</p> <p>Enbridge would be happy to further engage with the community to understand how CLFN's Aboriginal or Treaty Rights may be impacted by the Project and what may be done to avoid, offset or minimize the impact such as avoiding construction during certain timing windows, as applicable.</p>
2.1.2.2 Question	<p>Where in the provided report does Stantec discuss how impacts to water will be shared with Rights Holders?</p> <p>4 Directions recommends that Stantec and Enbridge confirm how Michi Saagiig Inherent and Treaty rights are upheld as it pertains to impacts to and monitoring of all water.</p> <p><i>“[...] 13 threatened and endangered species have ranges that overlap the Study Area,</i></p>	<p>Should the Project have any unexpected adverse impacts to the quality and quantity of water bodies in the area, Enbridge will notify CLFN, as appropriate.</p> <p>Please refer to the responses in sections 2.1.2.1 and 2.1.2.2.</p>

	<p>including 2 species of reptile, 6 species of breeding birds, 3 species of mammal, and 2 species of invertebrates [...]. <i>Exact locations of species occurrences are not available from these atlases, and the potential for species to be present is limited by habitat suitability and availability. Therefore, the identified species recorded from these atlases may not occur in the Study Area"</i> (Page 27, Section 4.4.4.2).</p>	
<p>2.2 Species Presence</p>		
<p>2.2.1.1 Statement</p>	<p>4 Directions staff note that further study is required, and protection should be awarded to the species at risk identified within the study area regardless of the perceived rationale of occurrence or optimal habitats. It is important for Western practitioners to know, <i>"even though the probability of occurrence is low for a species at risk, a further examination should be completed to rule out its occurrence or use of the site. By this western logic, all animals or living beings only occupy high-quality, optimal habitats. Then why is this not observed in human populations? If this were the case, there would be no unhoused people and we would all live in large upscale homes. "</i> (Gary Pritchard- lecture: Indigenous ways of Knowing.) By using a justification of probability, it allows Western science the ability to justify environmental degradation and destruction.</p> <p>How are all potential impacts to species in the study area being mitigated for?</p>	<p>Enbridge acknowledges the importance of protecting the potential Species at Risk identified within the study area.</p> <p>Table 5.1 of the Environmental Report lists mitigation measures that are recommended for the protection of Wildlife, Habitat and Species at Risk. Generally, this includes implementing a Species at Risk awareness program, avoiding species-specific sensitive periods and erecting exclusion fencing (where required). The planned Environmental Protection Plan may recommend additional mitigation measures not provided within the Environmental Report.</p> <p>We completed all the required surveys and determined that there is low probability of encountering species at risk within the Project area. The MECP has also commented that they have "reviewed the ER and note that ESA authorization will not be required."</p>

		<p>Further mitigation and protective measures based on the results of the Stage 2 archaeological and consultation with the MECP will be outlined in the EPP, which will be implemented during construction. CLFN will have opportunity to participate in these field studies, if desired</p> <p>Please refer to the response in section 2.2.1.1.</p>
<p>2.2.1.3 Recommendation</p>	<p>Given the presence of significant biocultural hardwood forest communities, wetlands, and potential for cultural keystone species, a detailed Indigenous knowledge study is required to protect the cultural identity of the landscape. This should have been completed prior to any environmental field investigations. Additional environmental studies may be required after the completing of the Indigenous knowledge study. Inadvertently, further offsetting or compensation may be required by CLFN to reverse the alteration or limitation of harvesting rights to the area by the proposed construction or site alteration.</p> <p><i>"The Study Area is located in the Georgian Bay Ecoregion (Ecoregion 5E) characterized by cool-temperate and humid climate (MNR 2009). Forest is the dominant land cover in Ecoregion 5E, including mixed forest (32.0%), deciduous forest (22.2%), coniferous forest (12.1%), and sparse forest (11.3%); water comprises 11.0% of the land cover and pasture comprises 3.0% (MNR 2009). The Study Area also falls within Rowe's (1972) Great Lakes-St. Lawrence Forest Region. Hardwood forests may be dominated by sugar maple (Acer saccharum), American</i></p>	<p>Enbridge is open in beginning an exploratory dialogue with CLFN on matters related to Indigenous knowledge studies. In doing so, Enbridge would seek to better understand the nature and scope of these requests and see where collaboration can be achieved. CLFN will have opportunity to participate in these field studies, if desired</p>

	<p><i>beech (Fagus grandifolia), white ash (Fraxinus americana), eastern hemlock (Tsuga Canadensis), with numerous other species found where substrates are well developed on upland sites. Lowlands, including rich floodplain forests, contain green ash (Fraxinus pennsylvanica), silver maple (Acer saccharinum), red maple (Acer rubrum), eastern white cedar (Thuja occidentalis), yellow birch (Betula alleghaniensis), balsam fir (Abies balsamea), and black ash (Fraxinus nigra) (Crins 2009). [...]</i></p> <p><i>The majority of the Study Area is covered by naturalized mixedwood forests common throughout the Huntsville area [...]. As the Study Area is located within Ecoregion 5E, the local planning authorities are not required under the Planning Act to identify and delineate Significant Woodlands within their jurisdiction. Therefore, the NDMNRF or the District Municipality of Muskoka do not identify Significant Woodlands within the Study Area.</i></p> <p><i>Other naturalized vegetation communities within the Study Area include communities associated unevaluated wetlands.” (Page 22, Section 4.4.2).</i></p>	
<p>2.2.2.1 Statement</p>	<p>Culturally significant species are afforded protection under Michi Saagiig Treaty Rights. It should be noted that all hardwood forests have cultural significance and are granted protection through the treaty-making process. This includes the hardwood forest stands comprised of sugar maple (<i>Acer saccharum</i>), American beech (<i>Fagus</i></p>	

	<p><i>grandifolia</i>), white ash (<i>Fraxinus americana</i>), eastern hemlock (<i>Tsuga Canadensis</i>), green ash (<i>Fraxinus pennsylvanica</i>), red maple (<i>Acer rubrum</i>), eastern white cedar (<i>Thuja occidentalis</i>), yellow birch (<i>Betula alleghaniensis</i>), balsam fir (<i>Abies balsamea</i>), and black ash (<i>Fraxinus nigra</i>). Further, as noted in section 2.1.1.1, all wetlands are afforded protection and evaluation under Michi Saagiig Treaty Rights. Vegetation communities associated with wetlands, such as Manoomin (also known as Wild Rice) are also culturally significant. Michi Saagiig Rights Holders need to be involved in assessing the impacts on bio culturally significant species.</p>	
<p>2.2.2.2 Question</p>	<p>How are culturally significant species considered in this environmental report?</p> <p>4 Directions recommends that the proponent clarify how culturally significant species are included in environmental monitoring and mitigation approaches.</p>	<p>As the project is proposed to be constructed within an existing road allowance, no impacts to hardwood forest stands or wetlands are anticipated. CLFN was invited to participate in any fieldwork for the Project.</p> <p>Enbridge would welcome any further information from the CLFN regarding culturally significant species that may be impacted by the Project so that appropriate mitigation measures can be developed and implemented.</p> <p>Mitigation approaches will be outlined in the mitigation plan or EPP. Environmental monitoring will be addressed in the OEB post-construction construction.</p>
<p>2.3 Proposed Mitigations</p>		
<p>2.3.1 Quotation</p>	<p><i>"Potential residual effects on wildlife and wildlife habitat associated with construction of the project are accidental direct mortality, habitat removal and sensory disturbance. Mitigation and protective measures for wildlife and wildlife</i></p>	

	<p><i>habitat are outlined in Section 4.4.4. In the event of project-related wildlife deaths, the NDMNRF should be contacted. If mortality occurs between concurrent projects for similar species, the Ministry will be able to note the occurrences and coordinate with Enbridge Gas to adjust construction activities and/or mitigation. Potential cumulative effects resulting from sensory disturbance (i.e., noise, air pollution and dust) are discussed below. Provided that the above measures are undertaken, and provided that concurrent projects follow mitigation measures similar to those outlined in this report, adverse cumulative residual effects on wildlife and wildlife habitat should be of low probability and will be mitigated as coordinated through the MECP.</i></p> <p><i>Therefore, adverse cumulative residual effects on wildlife and wildlife habitat are not anticipated to be significant” (Page 62, Section 6.4.1).</i></p>	
2.3.1.1 Statement	<p>4 Directions staff seek to further ensure that Michi Saagiig rights are protected through these measures and that construction teams understand the significance of these measures in protecting each species.</p>	<p>The environmental protection plan will be available for review and comment – Enbridge follows strict protocol in educating and training their construction teams with regards to environmentally sensitive matters.</p>
2.3.1.2	<p>4 Directions staff recommend that Curve Lake First Nation and 4 Directions representatives be on site when the mitigation measures are put in place (e.g. silt fencing).</p> <p><i>“The potential cumulative effects of the project were assessed by considering</i></p>	<p>Enbridge is open to providing the opportunity to be present when mitigation measures are put in place, as appropriate.</p>

	<p><i>development that has a high probability of proceeding just prior to or concurrent with construction of the project. A 100 m boundary around the PR was used to assess the potential for additive and interactive effects of the project and other developments on environmental and socio-economic features.</i></p> <p><i>The cumulative effects assessment determined that, provided the mitigation and protective measures outlined in this report are implemented and that concurrent projects implement similar mitigation and protective measures, potential cumulative effects are not anticipated to occur, or if they do occur are not anticipated to be significant”</i> (Page 64, Section 6.5).</p>	
<p>2.4 Cumulative Effects</p>		
<p>2.4.1.1</p>	<p>Regardless of the rationale that cumulative effects are not anticipated to be significant, 4 Directions staff remind Stantec and Enbridge representatives that any effect on the environment is significant when considering Michi Saagiig Rights. Colonial attitudes indicate that cumulative effects are negligible if they are determined to not be significant. However, any change or cumulative impact on the environment is important to consider.</p> <p>Were Indigenous Rights holders included in evaluating the cumulative effects of this project?</p> <p>4 Directions staff recommend that the proponent include Indigenous Rights holders in the evaluation of</p>	<p>The methodology employed for the cumulative effects assessment is outlined in Section 6.1 of the Environmental Report.</p> <p>Enbridge would welcome and consider any CLFN comments or concerns regarding the cumulative effects assessment. CLFN will have opportunity to participate in field studies, if desired.</p>

	the project's cumulative effects.	
3.0 Summary of Recommendations		
	<p><i>4 Directions Staff recommend that the statement regarding the absence of Indigenous communities located within the study area is removed.</i></p> <p><i>Please confirm how Treaty obligations were considered relevant to this study.</i></p> <p><i>4 Directions recommends that Stantec be purposive with their language when discussing specific engagement processes with various Rights and/or interest holders.</i></p> <p><i>It is recommended that Stantec confirm that the entire Study Area is protected by Michi Saagiig Treaty and Inherent Rights.</i></p> <p><i>4 Directions recommends that Stantec and Enbridge confirm that Indigenous Treaty and Inherent Rights and values are upheld when considering environmental impacts.</i></p> <p><i>4 Directions staff recommend that further clarity is provided regarding how interconnected water systems are considered throughout the study area.</i></p> <p><i>4 Directions recommends that Stantec and Enbridge staff begin to be guided by Indigenous-written resources when approaching meaningful engagement with Indigenous communities.</i></p>	<p>Please refer to the response in section 1.1.1.</p> <p>Please refer to the response in section 1.1.2.2.</p> <p>Please refer to the response in section 1.1.3.1.</p> <p>Please refer to the response in section 1.2.1.1.</p> <p>Please refer to the response in section 1.2.2.3.</p> <p>Please refer to the response in section 1.2.2.2.</p> <p>Please refer to the response in section 1.3.1.3.</p>

	<p><i>Please clarify how CLFN's raised concerns have been addressed throughout the provided Environmental Report.</i></p> <p><i>4 Directions staff recommend that Michi Saagiig resources are included within all environmental reviews pertaining to this project.</i></p> <p><i>4 Directions recommends that Stantec and Enbridge confirm how Michi Saagiig Inherent and Treaty rights are upheld as it pertains to impacts to and monitoring of wetlands.</i></p> <p><i>4 Directions recommends that Stantec and Enbridge confirm how Michi Saagiig Inherent and Treaty rights are upheld as it pertains to impacts to and monitoring of all water.</i></p> <p><i>Given the presence of significant biocultural hardwood forest communities, wetlands, and potential for cultural keystone species, a detailed Indigenous knowledge study is required to protect the cultural identity of the landscape. This should have been completed prior to any environmental field investigations. Additional environmental studies may be required after the completing of the Indigenous knowledge study. Inadvertently, further offsetting or compensation may be required by CLFN to reverse the alteration or limitation of harvesting rights to the area by the proposed construction or site alteration.</i></p>	<p>Please refer to the response in section 1.4.1.1.</p> <p>Please refer to the response in section 1.4.2.2.</p> <p>Please refer to the response in section 2.1.1.1.</p> <p>Please refer to the response in section 2.1.1.2</p> <p>Please refer to the response in section 2.1.1.1 and 2.1.2.2.</p>
--	---	--

	<p><i>4 Directions recommends that the proponent clarify how culturally significant species are included in environmental monitoring and mitigation approaches.</i></p> <p><i>4 Directions staff recommend that CLFN and 4D representatives be on site when the mitigation measures are put in place (e.g. silt fencing).</i></p> <p><i>4 Directions staff recommend that the proponent include Indigenous Rights holders in the evaluation of the project's cumulative effects.</i></p>	<p>Please refer to the response in section 2.3.1</p> <p>Please refer to the response in section 2.3.1.2.</p> <p>Please refer to the response in section 2.4.1.1.</p>
--	--	--

Line-item attachment 5.28

From: [Melanie Green](#)
To: francis@francischua.com; JulieK@curvelake.ca; KaitlinH@curvelake.ca; kayla@francischua.com; [TiffanyM](#)
Cc: [Lauryn Graham](#)
Subject: Stage 2 AA - UPCOMING field work Hidden Valley Community Expansion Project
Date: Friday, March 17, 2023 12:48:17 PM

Good morning,

I just want to put this work on your radar – Stage 2 AA field work pertaining to **Hidden Valley Community Expansion Project** is anticipated to take place late April or beginning of May.

The Stage 2 field work will consist of test pit survey for portions of the existing municipal right-of-way. The test pit survey is anticipated to take 1 day to complete. We are currently preparing to mobilize sometime in late April to early May, but that timing depends on when the field conditions are acceptable.

As soon as I have a concrete date, I will message back –

Thank you and have a great weekend!

Mel

Melanie Green C.E.T

Senior Advisor, Community & Indigenous Engagement, Eastern Region
Conseiller principal, Engagement communautaire et autochtone, Région de l'Est

Public Affairs, Communications & Sustainability
Affaires publiques, communications et développement durable

ENBRIDGE INC.
TEL: 613.747.4039 | Cell: 613.297.4365
400 Coventry Rd, Ottawa, ON K1K2C7

Line-item attachment 5.29

From: [Melanie Green](#)
To: francis@francischua.com; JulieK@curvelake.ca; KaitlinH@curvelake.ca; kayla@francischua.com; [TiffanyM](#)
Cc: [Lauryn Graham](#)
Subject: Hidden Valley Community Expansion Project - Stage 2 Field Work
Date: Monday, April 10, 2023 10:35:53 AM

Good morning,

I have just been made aware of stage 2 field work pertaining to the Hidden Valley Community Expansion Project –

Most of the locates are in, and we are waiting on one final location, however, the weather/ground conditions will play a big role in site accessibility for Stage 2 work. The nearest Highway cam south of the study area (Utterson) still shows remnant snow. The ground needs to be thawed and dried sufficiently before we can do the Stage 2 field work. With most locates now in hand, Stantec is looking at a late April as a fieldwork date. They will continue to monitor the weather conditions over the next couple week and will have a better idea of a start date then. However, we do have a tentative start date is April 24, however this date is subject to adequate field conditions and receiving the final utility locate.

Just thought id put that on your radar and I hope you had a nice long weekend!

Mel

Melanie Green C.E.T

Senior Advisor, Community & Indigenous Engagement, Eastern Region
Conseiller principal, Engagement communautaire et autochtone, Région de l'Est

Public Affairs, Communications & Sustainability
Affaires publiques, communications et développement durable

ENBRIDGE INC.

TEL: 613.747.4039 | Cell: 613.297.4365
400 Coventry Rd, Ottawa, ON K1K2C7

Line-item attachment 5.30

From: Melanie Green

Sent: Wednesday, April 19, 2023 3:06 PM

To: francis@francischua.com; JulieK@curvelake.ca; KaitlinH@curvelake.ca; kayla@francischua.com; TiffanyM <TiffanyM@curvelake.ca>

Cc: Lauryn Graham <lauryn.graham@enbridge.com>

Subject: RE: Hidden Valley Community Expansion Project - Stage 2 Field Work

Good afternoon,

For your information and planning, we plan to go out and do field work pertaining to Hidden Valley Community Expansion Project next Tuesday April 25. The weather looks good that day. Field Supervisor Brian Horeczy (437) 553-6124 is your contact. You can meet the crew at 8:30 am at the Tim Horton's at 1 Capstone Ln, Huntsville, ON P1H 0A2 (in front of the Home Depot).

Any more info required, please let me know.

Good day!

Mel

Line-item attachment 5.31

From: [Melanie Green](#)
To: francis@francischua.com; JulieK@curvelake.ca; KaitlinH@curvelake.ca; kayla@francischua.com; [TiffanyM](#)
Cc: [Lauryn Graham](#)
Subject: RE: Hidden Valley Community Expansion Project - Stage 2 Field Work
Date: Monday, April 24, 2023 8:04:59 AM

Good morning,

I have just been made aware of field delay –

We are going to delay the fieldwork until **Wednesday April 26**. Looking at the forecast it looks like rain all weekend and Monday. Giving the area Tuesday to dry out coupled with sunshine on Wednesday would be our best bet for success.

Thank you and sorry for the short notice,

Mel

Line-item attachment 6.20

From: [Mandy McGonigle](#)
To: [Melanie Green](#)
Cc: [Laurn Graham](#); [Sean Davison](#); francis@francischua.com; kayla@francischua.com
Subject: [External] RE: Hidden Valley CEP
Date: Monday, March 13, 2023 2:27:49 PM
Attachments: [image001.png](#)
[Approved - Hidden Valley CEP - Enbridge \(Stantec\) P422-0010-2022.pdf](#)

CAUTION! EXTERNAL SENDER

Were you expecting this email? TAKE A CLOSER LOOK. Is the sender legitimate?
DO NOT click links or open attachments unless you are 100% sure that the email is safe.

Hey Mel,

Attached is my review of Hidden Valley CEP.

I believe we are caught up now? ;)

Miigwech,

Mandy McGonigle
Archaeology
431 Hiawatha Line
Hiawatha First Nation, ON
K9J 0E6
705-295-4421 Ext 225



"We, the Michi Saagiig of Hiawatha First Nation, are a vibrant, proud, independent and healthy people balanced in the richness of our culture and traditional way of life."

Please note that Hiawatha First Nation is receiving an overwhelming number of consultation requests for proposed development in the territory and our response times are delayed as a result. We will respond to consultation requests in the order they are received. However, a delayed response DOES NOT MEAN that your proposal does not require consultation with Hiawatha First Nation.



Hiawatha First Nation

Administration Office

March 13, 2023

Enbridge Inc.
% Melanie Green
400 Coventry Rd
Ottawa, ON
K1K 2C7

RE: STAGE 1 ARCHAEOLOGICAL ASSESSMENT: HIDDEN VALLEY COMMUNITY
EXPANSION PROJECT, Part of Lots 31 to 33, Concession 2, Geographic Township of Chaffey,
District Municipality of Muskoka, Town of Huntsville, Ontario

PIF NUMBER: P422-0010-2022

Prepared by:
Stantec Consulting Ltd.
300W-675 Cochrane Drive
Markham, Ontario
L3R 0B8

To: Enbridge Inc.

Thank you for sharing the results of this assessment and providing an opportunity to submit a response. After thoroughly reviewing the information, I am satisfied with the methodology and agree with the recommendations outlined in the report. I would also like to commend Stantec Consulting Ltd. for documenting a more balanced and truthful account of Anishinaabeg history on these lands.

Miigwech,

Mandy McGonigle
Archaeology
Hiawatha First Nation
431 Hiawatha Line
ON, K9J 0E6
705-295-4421 Ext 225



Line-item attachment 6.21

From: [Melanie Green](#)
To: [Mandy Mcgonigle](#); [Sean Davison](#); tcowie@hiawathafn.ca
Cc: [Lauryn Graham](#)
Subject: Stage 2 AA - UPCOMING field work Hidden Valley Community Expansion Project
Date: Friday, March 17, 2023 12:49:12 PM

Good morning,

I just want to put this work on your radar – Stage 2 AA field work pertaining to **Hidden Valley Community Expansion Project** is anticipated to take place late April or beginning of May.

The Stage 2 field work will consist of test pit survey for portions of the existing municipal right-of-way. The test pit survey is anticipated to take 1 day to complete. We are currently preparing to mobilize sometime in late April to early May, but that timing depends on when the field conditions are acceptable.

As soon as I have a concrete date, I will message back –

Thank you and have a great weekend!

Mel

Melanie Green C.E.T

Senior Advisor, Community & Indigenous Engagement, Eastern Region
Conseiller principal, Engagement communautaire et autochtone, Région de l'Est

Public Affairs, Communications & Sustainability
Affaires publiques, communications et développement durable

ENBRIDGE INC.

TEL: 613.747.4039 | Cell: 613.297.4365
400 Coventry Rd, Ottawa, ON K1K2C7

www.enbridge.com

Line-item attachment 6.22

From: [Melanie Green](#)
To: [Mandy McGonigle](#)
Cc: [Laurn Graham](#); [Sean Davison](#); francis@francischua.com; kayla@francischua.com
Subject: RE: Hidden Valley CEP
Date: Friday, March 17, 2023 12:53:53 PM
Attachments: [image001.png](#)

Hello Mandy,

Thanks a ton for your review and the email – I will pass it along to the rest of the team for their records.

As always we appreciate the time it takes to review and provide comment –

Chat soon,

Mel

Line-item attachment 6.23

From: [Melanie Green](#)
To: [Mandy Mcgonigle](#); [Sean Davison](#); tcowie@hiawathafn.ca
Cc: [Lauryn Graham](#)
Subject: Hidden Valley Community Expansion Project - Stage 2 Field Work
Date: Monday, April 10, 2023 11:07:49 AM

Good morning,

I have just been made aware of stage 2 field work pertaining to the Hidden Valley Community Expansion Project –

Most of the locates are in, and we are waiting on one final location, however, the weather/ground conditions will play a big role in site accessibility for Stage 2 work. The nearest Highway cam south of the study area (Utterson) still shows remnant snow. The ground needs to be thawed and dried sufficiently before we can do the Stage 2 field work. With most locates now in hand, Stantec is looking at a late April as a fieldwork date. They will continue to monitor the weather conditions over the next couple week and will have a better idea of a start date then. However, we do have a tentative start date is April 24, however this date is subject to adequate field conditions and receiving the final utility locate.

Just thought id put that on your radar and I hope you had a nice long weekend!

Mel

Melanie Green C.E.T

Senior Advisor, Community & Indigenous Engagement, Eastern Region
Conseiller principal, Engagement communautaire et autochtone, Région de l'Est

Public Affairs, Communications & Sustainability
Affaires publiques, communications et développement durable

Line-item attachment 6.24

From: [Melanie Green](#)
To: [Mandy Mcgonigle](#); [Sean Davison](#); tcowie@hiawathafn.ca
Cc: [Lauryn Graham](#)
Subject: RE: Hidden Valley Community Expansion Project - Stage 2 Field Work
Date: Wednesday, April 19, 2023 3:08:05 PM

Good afternoon,

For your information and planning, we plan to go out and do field work pertaining to Hidden Valley Community Expansion Project next Tuesday April 25. The weather looks good that day. Field Supervisor Brian Horeczy (437) 553-6124 is your contact. You can meet the crew at 8:30 am at the Tim Horton's at 1 Capstone Ln, Huntsville, ON P1H 0A2 (in front of the Home Depot).

Any more info required, please let me know.

Good day!

Mel

Line-item attachment 6.25

From: [Melanie Green](#)
To: [Mandy Mcgonigle](#); [Sean Davison](#); tcowie@hiawathafn.ca
Cc: [Lauryn Graham](#)
Subject: RE: Hidden Valley Community Expansion Project - Stage 2 Field Work
Date: Monday, April 24, 2023 8:05:25 AM

Good morning,

I have just been made aware of field delay –

We are going to delay the fieldwork until **Wednesday April 26**. Looking at the forecast it looks like rain all weekend and Monday. Giving the area Tuesday to dry out coupled with sunshine on Wednesday would be our best bet for success.

Thank you and sorry for the short notice,

Mel

Line-item attachment 7.14

From: [Melanie Green](#)
To: [Dominic Ste-Marie](#); [Lori-Jeanne Bolduc](#); [Marie-Sophie Gendron](#); [Mario Gros Louis](#); [Thiefanie Terrier \(Thiefaine.Terrier@wendake.ca\)](#)
Cc: [Lauryn Graham](#)
Subject: Stage 2 AA - UPCOMING field work Hidden Valley Community Expansion Project
Date: Friday, March 17, 2023 12:49:54 PM

Good morning,

I just want to put this work on your radar – Stage 2 AA field work pertaining to **Hidden Valley Community Expansion Project** is anticipated to take place late April or beginning of May.

The Stage 2 field work will consist of test pit survey for portions of the existing municipal right-of-way. The test pit survey is anticipated to take 1 day to complete. We are currently preparing to mobilize sometime in late April to early May, but that timing depends on when the field conditions are acceptable.

As soon as I have a concrete date, I will message back –

Thank you and have a great weekend!

Mel

Melanie Green C.E.T

Senior Advisor, Community & Indigenous Engagement, Eastern Region
Conseiller principal, Engagement communautaire et autochtone, Région de l'Est

—
Public Affairs, Communications & Sustainability
Affaires publiques, communications et développement durable

ENBRIDGE INC.

TEL: 613.747.4039 | Cell: 613.297.4365
400 Coventry Rd, Ottawa, ON K1K2C7

Line-item attachment 7.15

From: [Thiéfaine Terrier](#)
To: [Melanie Green](#)
Cc: [Lauryn Graham](#); [Dominic Ste-Marie](#); [Lori-Jeanne Bolduc](#); [Mario Gros Louis](#); [Jean-Francois Richard](#); [Isabelle Lechasseur](#)
Subject: [External] RE: Stage 2 AA - UPCOMING field work Hidden Valley Community Expansion Project
Date: Monday, March 20, 2023 1:54:51 PM
Attachments: [Hidden Valley Community Expansion Project - quote.pdf](#)

CAUTION! EXTERNAL SENDER

Were you expecting this email? TAKE A CLOSER LOOK. Is the sender legitimate?
DO NOT click links or open attachments unless you are 100% sure that the email is safe.

Good afternoon Melanie,

Thank you for the info !

Please find attached a quote detailing our fee for the participation of a Wendat monitor during the fieldwork.

Let me know if you have any questions and have a great day,

Thiéfaine Terrier



NATION HURONNE-WENDAT
Bureau du Nionwentsïo

Thiéfaine Terrier, M. A
Analyste archéologue
255, Place Chef Michel-Laveau
Wendake (Qc) G0A 4V0
Téléphone : 418-843-3767
Courriel : thiefaine.terrier@wendake.ca



*Devez-vous vraiment imprimer ce courriel?
Pensons à l'environnement
Do you really need to print this email?
Think to the environment*

Line-item attachment 7.16

From: [Melanie Green](#)
To: [Lauryn Graham](#)
Subject: FW: Stage 2 AA - UPCOMING field work Hidden Valley Community Expansion Project
Date: Thursday, April 27, 2023 1:16:38 PM

From: Melanie Green
Sent: Wednesday, March 22, 2023 11:25 AM
To: Thiefaine Terrier <Thiefaine.Terrier@wendake.ca>
Cc: Lauryn Graham <lauryn.graham@enbridge.com>; Dominic Ste-Marie <Dominic.Sainte-Marie@wendake.ca>; Lori-Jeanne Bolduc <Lori-Jeanne.Bolduc@wendake.ca>; Mario Gros Louis <Mario.GrosLouis@wendake.ca>; Jean-Francois Richard <Jean-Francois.Richard@wendake.ca>; Isabelle Lechasseur <Isabelle.Lechasseur@wendake.ca>
Subject: RE: Stage 2 AA - UPCOMING field work Hidden Valley Community Expansion Project

Thank you much for your response – I have passed the info along to the team and as soon as I have the field date I will let you know.

Thank you again,

Mel

Line-item attachment 7.17

From: [Melanie Green](#)
To: [Dominic Ste-Marie](#); [Lori-Jeanne Bolduc](#); [Marie-Sophie Gendron](#); [Mario Gros Louis](#); [Thiefanie Terrier](#)
(Thiefanie.Terrier@wendake.ca)
Cc: [Lauryn Graham](#)
Subject: Hidden Valley Community Expansion Project - Stage 2 Field Work
Date: Monday, April 10, 2023 11:09:22 AM

Good morning,

I have just been made aware of stage 2 field work pertaining to the Hidden Valley Community Expansion Project –

Most of the locates are in, and we are waiting on one final location, however, the weather/ground conditions will play a big role in site accessibility for Stage 2 work. The nearest Highway cam south of the study area (Utterson) still shows remnant snow. The ground needs to be thawed and dried sufficiently before we can do the Stage 2 field work. With most locates now in hand, Stantec is looking at a late April as a fieldwork date. They will continue to monitor the weather conditions over the next couple week and will have a better idea of a start date then. However, we do have a tentative start date is April 24, however this date is subject to adequate field conditions and receiving the final utility locate.

Just thought id put that on your radar and I hope you had a nice long weekend!

Mel

Melanie Green C.E.T

Senior Advisor, Community & Indigenous Engagement, Eastern Region
Conseiller principal, Engagement communautaire et autochtone, Région de l'Est

—
Public Affairs, Communications & Sustainability
Affaires publiques, communications et développement durable

Line-item attachment 7.18

From: [Melanie Green](#)
To: [Dominic Ste-Marie](#); [Lori-Jeanne Bolduc](#); [Marie-Sophie Gendron](#); [Mario Gros Louis](#); [Thiefanie Terrier \(Thiefaine.Terrier@wendake.ca\)](#)
Cc: [Lauryn Graham](#)
Subject: RE: Hidden Valley Community Expansion Project - Stage 2 Field Work
Date: Wednesday, April 19, 2023 3:09:26 PM

Good afternoon,

For your information and planning, we plan to go out and do field work pertaining to Hidden Valley Community Expansion Project next Tuesday April 25. The weather looks good that day. Field Supervisor Brian Horeczy (437) 553-6124 is your contact. You can meet the crew at 8:30 am at the Tim Horton's at 1 Capstone Ln, Huntsville, ON P1H 0A2 (in front of the Home Depot).

Any more info required, please let me know.

Good day!

Mel

Line-item attachment 7.19

From: [Thiéfaine Terrier](#)
To: [Melanie Green](#)
Cc: [Lauryn Graham](#); [Dominic Ste-Marie](#); [Lori-Jeanne Bolduc](#); [Mario Gros Louis](#)
Subject: [External] RE: Hidden Valley Community Expansion Project - Stage 2 Field Work
Date: Saturday, April 22, 2023 9:57:53 AM

CAUTION! EXTERNAL SENDER

Were you expecting this email? TAKE A CLOSER LOOK. Is the sender legitimate?
DO NOT click links or open attachments unless you are 100% sure that the email is safe.

Hi Mel,

Jean-Louis Savard will join you next week for the assessment, He may come on Tuesday because we have a training on Monday.

Have a great weekend,

Thiéfaine Terrier



NATION HURONNE-WENDAT
Bureau du Nionwentsïo

Thiéfaine Terrier, M. A
Analyste archéologue
255, Place Chef Michel-Laveau
Wendake (Qc) G0A 4V0
Téléphone : 418-843-3767
Courriel : thiéfaine.terrier@wendake.ca



*Devez-vous vraiment imprimer ce courriel?
Pensons à l'environnement
Do you really need to print this email?
Think to the environment*

Line-item attachment 7.19

From: [Melanie Green](#)
To: [Dominic Ste-Marie](#); [Lori-Jeanne Bolduc](#); [Marie-Sophie Gendron](#); [Mario Gros-Louis](#); [Thiefanie Terrier](#)
(Thiefanie.Terrier@wendake.ca)
Cc: [Lauryn Graham](#)
Subject: RE: Hidden Valley Community Expansion Project - Stage 2 Field Work
Date: Monday, April 24, 2023 8:06:31 AM

Good morning,

I have just been made aware of field delay –

We are going to delay the fieldwork until **Wednesday April 26**. Looking at the forecast it looks like rain all weekend and Monday. Giving the area Tuesday to dry out coupled with sunshine on Wednesday would be our best bet for success.

Thank you and sorry for the short notice,

Mel

Line-item attachment 8.26

From: Melanie Green <Melanie.Green@enbridge.com>

Sent: Tuesday, December 13, 2022 8:25 AM

To: Colleen Kennedy <ckennedy@scugogfirstnation.com>; Consultation <consultation@scugogfirstnation.com>; Don Richardson <don@ibabraiding.com>; Kathleen Bent <kbent@scugogfirstnation.com>; Monica Sanford <msanford@scugogfirstnation.com>

Cc: Lauryn Graham <lauryn.graham@enbridge.com>; Sarah Crowell <sarah.crowell@enbridge.com>

Subject: RE: Hidden Valley Community Expansion Project - Environmental Report

CAUTION: This email originated from outside of the organization. Do not click links or open attachments unless you recognize the sender and know the content is safe.

Good morning,

Just reaching back about this one – I don't seem to have a review from you and wanted to make sure I haven't missed it.

Thank you much!

Mel

Line-item attachment 8.27

From: Consultation <consultation@scugogfirstnation.com>

Sent: Tuesday, December 13, 2022 9:41 AM

To: Melanie Green <Melanie.Green@enbridge.com>; Colleen Kennedy <ckennedy@scugogfirstnation.com>; Consultation <consultation@scugogfirstnation.com>; Don Richardson <don@ibabraising.com>; Kathleen Bent <kbent@scugogfirstnation.com>; Monica Sanford <msanford@scugogfirstnation.com>

Cc: Lauryn Graham <lauryn.graham@enbridge.com>; Sarah Crowell <sarah.crowell@enbridge.com>

Subject: [External] RE: Hidden Valley Community Expansion Project - Environmental Report

CAUTION! EXTERNAL SENDER

Were you expecting this email? TAKE A CLOSER LOOK. Is the sender legitimate?

DO NOT click links or open attachments unless you are 100% sure that the email is safe.

Good morning Mel,

Thank you for reaching out. Due to capacity constraints and the nature and location of this project, MSIFN will not be pursuing consultation on the Hidden Valley Community Expansion File any further at this time.

Best regards,

Tom Turoczi
Consultation Specialist
Mississaugas of Scugog Island First Nation

Line-item attachment 8.28

From: Melanie Green <Melanie.Green@enbridge.com>
Sent: Tuesday, December 13, 2022 1:00 PM
To: Consultation <consultation@scugogfirstnation.com>; Colleen Kennedy <ckennedy@scugogfirstnation.com>; Don Richardson <don@ibabraiding.com>; Kathleen Bent <kbent@scugogfirstnation.com>; Monica Sanford <msanford@scugogfirstnation.com>
Cc: Lauryn Graham <lauryn.graham@enbridge.com>; Sarah Crowell <sarah.crowell@enbridge.com>
Subject: RE: Hidden Valley Community Expansion Project - Environmental Report

CAUTION: This email originated from outside of the organization. Do not click links or open attachments unless you recognize the sender and know the content is safe.

Thank you much for this –

Just a reminder and I thought I would remind;

Enbridge Gas acknowledges that capacity support may be required to enable you to engage in timely technical reviews of documents, participation in field work associated with the proposed Project, and to allow for meaningful consultation. Consistent with our approach on all projects, we are prepared to provide capacity funding to support your team's engagement in relation to the proposed Project. Should you have any questions or concerns, please reach back.

Thank you,

Mel

Line-item attachment 8.29

From: [Consultation](#)
To: [Melanie Green](#); [Consultation](#); [Colleen Kennedy](#); [Don Richardson](#); [Kathleen Bent](#); [Monica Sanford](#)
Cc: [Lauryn Graham](#); [Sarah Crowell](#)
Subject: [External] RE: Hidden Valley Community Expansion Project - Environmental Report
Date: Tuesday, December 13, 2022 1:19:03 PM

CAUTION! EXTERNAL SENDER

Were you expecting this email? TAKE A CLOSER LOOK. Is the sender legitimate?
DO NOT click links or open attachments unless you are 100% sure that the email is safe.

Much appreciated Mel, thanks again for today.

Sincerely,

Tom Turoczi
Consultation Specialist
Mississaugas of Scugog Island First Nation

Line-item attachment 8.30

From: [Melanie Green](#)
To: [Colleen Kennedy](#); [Consultation](#); [Don Richardson](#); [Kathleen Bent](#); [Monica Sanford](#); [natalya](#); [Sam](#); [Thomas Turoczi](#)
Cc: [Lauryn Graham](#)
Subject: Stage 2 AA - UPCOMING field work Hidden Valley Community Expansion Project
Date: Friday, March 17, 2023 12:49:24 PM

Good morning,

I just want to put this work on your radar – Stage 2 AA field work pertaining to **Hidden Valley Community Expansion Project** is anticipated to take place late April or beginning of May.

The Stage 2 field work will consist of test pit survey for portions of the existing municipal right-of-way. The test pit survey is anticipated to take 1 day to complete. We are currently preparing to mobilize sometime in late April to early May, but that timing depends on when the field conditions are acceptable.

As soon as I have a concrete date, I will message back –

Thank you and have a great weekend!

Mel

Melanie Green C.E.T

Senior Advisor, Community & Indigenous Engagement, Eastern Region
Conseiller principal, Engagement communautaire et autochtone, Région de l'Est

Public Affairs, Communications & Sustainability
Affaires publiques, communications et développement durable

ENBRIDGE INC.

TEL: 613.747.4039 | Cell: 613.297.4365
400 Coventry Rd, Ottawa, ON K1K2C7

www.enbridge.com

Safety. Integrity. Respect. Inclusion.
Sécurité. Intégrité. Respect. Inclusion.

Line-item attachment 8.31

From: [Melanie Green](#)
To: [Lauryn Graham](#)
Subject: FW: Hidden Valley Community Expansion Project - Stage 2 Field Work
Date: Thursday, April 27, 2023 1:19:04 PM

This one?

From: Melanie Green
Sent: Monday, April 10, 2023 11:08 AM
To: Colleen Kennedy <ckennedy@scugogfirstnation.com>; Consultation <consultation@scugogfirstnation.com>; Don Richardson <don@ibabraiding.com>; Kathleen Bent <kbent@scugogfirstnation.com>; Monica Sanford <mstanford@scugogfirstnation.com>; natalya <ngarrodd@scugogfirstnation.com>; Sam <sshrubsole@scugogfirstnation.com>; Thomas Turoczi <tturoczi@scugogfirstnation.com>
Cc: Lauryn Graham <lauryn.graham@enbridge.com>
Subject: Hidden Valley Community Expansion Project - Stage 2 Field Work

Good morning,

I have just been made aware of stage 2 field work pertaining to the Hidden Valley Community Expansion Project –

Most of the locates are in, and we are waiting on one final location, however, the weather/ground conditions will play a big role in site accessibility for Stage 2 work. The nearest Highway cam south of the study area (Utterson) still shows remnant snow. The ground needs to be thawed and dried sufficiently before we can do the Stage 2 field work. With most locates now in hand, Stantec is looking at a late April as a fieldwork date. They will continue to monitor the weather conditions over the next couple week and will have a better idea of a start date then. However, we do have a tentative start date is April 24, however this date is subject to adequate field conditions and receiving the final utility locate.

Just thought id put that on your radar and I hope you had a nice long weekend!

Mel

Melanie Green C.E.T

Senior Advisor, Community & Indigenous Engagement, Eastern Region
Conseiller principal, Engagement communautaire et autochtone, Région de l'Est

Public Affairs, Communications & Sustainability
Affaires publiques, communications et développement durable

ENBRIDGE INC.
TEL: 613.747.4039 | Cell: 613.297.4365
400 Coventry Rd, Ottawa, ON K1K2C7

Line-item attachment 8.32

From: [Melanie Green](#)
To: [Consultation](#); [Don Richardson](#); [Kathleen Bent](#); [natalya](#); [Sam](#); [Thomas Turoczi](#)
Cc: [Lauryn Graham](#)
Subject: RE: Hidden Valley Community Expansion Project - Stage 2 Field Work
Date: Wednesday, April 19, 2023 3:09:01 PM

Good afternoon,

For your information and planning, we plan to go out and do field work pertaining to Hidden Valley Community Expansion Project next Tuesday April 25. The weather looks good that day. Field Supervisor Brian Horeczy (437) 553-6124 is your contact. You can meet the crew at 8:30 am at the Tim Horton's at 1 Capstone Ln, Huntsville, ON P1H 0A2 (in front of the Home Depot).

Any more info required, please let me know.

Good day!

Mel

From: [Thomas Turoczi](#)
To: [Melanie Green](#); [Consultation](#); [Don Richardson](#); [Kathleen Bent](#); [Natalya Garrod](#); [Samantha Shrubsole](#)
Cc: [Lauryn Graham](#)
Subject: [External] RE: Hidden Valley Community Expansion Project - Stage 2 Field Work
Date: Wednesday, April 19, 2023 3:31:30 PM

CAUTION! EXTERNAL SENDER

Were you expecting this email? TAKE A CLOSER LOOK. Is the sender legitimate?
DO NOT click links or open attachments unless you are 100% sure that the email is safe.

Hi Mel,

Thank you for the invite. Due to capacity constraints MSIFN will not be participating in this field activity. Please keep us posted on project reports as they are made available.

Regards,

Tom Turoczi
Consultation Specialist
Mississaugas of Scugog Island First Nation

From: [Melanie Green](#)
To: [Consultation](#); [Don Richardson](#); [Kathleen Bent](#); [natalya](#); [Sam](#); [Thomas Turoczi](#)
Cc: [Laurn Graham](#); [communica](#); [Hill, Laura](#)
Subject: RE: Hidden Valley Community Expansion Project - Stage 2 Field Work
Date: Monday, April 24, 2023 8:06:13 AM

Good morning,

I have just been made aware of field delay –

We are going to delay the fieldwork until **Wednesday April 26**. Looking at the forecast it looks like rain all weekend and Monday. Giving the area Tuesday to dry out coupled with sunshine on Wednesday would be our best bet for success.

Thank you and sorry for the short notice,

Mel

From: Melanie Green <Melanie.Green@enbridge.com>
Sent: Monday, April 10, 2023 11:21 AM
To: Ali-Khan, Farrah (ENERGY) <Farrah.Ali-Khan@ontario.ca>; Catherine Pennington <Catherine.Pennington@enbridge.com>; Lauryn Graham <lauryn.graham@enbridge.com>
Subject: RE: Hidden Valley Community Expansion Project - Consultation - Following up

CAUTION -- EXTERNAL E-MAIL - Do not click links or open attachments unless you recognize the sender.

Good morning,

Just informing you that I have sent info pertaining to Stage 2 field work to HWN – scheduled for the end of the month



Chat soon!

Mel

From: [Ali-Khan, Farrah \(ENERGY\)](#)
To: [Melanie Green](#); [Catherine Pennington](#); [Lauryn Graham](#)
Subject: [External] RE: Hidden Valley Community Expansion Project - Consultation - Following up
Date: Tuesday, April 11, 2023 9:25:40 AM
Attachments: [image001.png](#)
[image002.png](#)

CAUTION! EXTERNAL SENDER

Were you expecting this email? TAKE A CLOSER LOOK. Is the sender legitimate?
DO NOT click links or open attachments unless you are 100% sure that the email is safe.

Hi Mel,

Sounds good and thank you for the update. Huron Wendat got back to me and relayed that Enbridge's consultation regarding Hidden Valley Community Expansion Project has been sufficient and proactive, so good job.

Have a great rest of the day,
Farrah

Farrah Ali-Khan (she/her)

Senior Advisor (A) | Indigenous Energy Policy Unit | **Ontario Ministry of Energy** | 416-526-2963 | farrah.ali-khan@ontario.ca

Ontario 



ENBRIDGE GAS INC.

Answer to Interrogatory from
Environmental Defence (“ED”)

INTERROGATORY

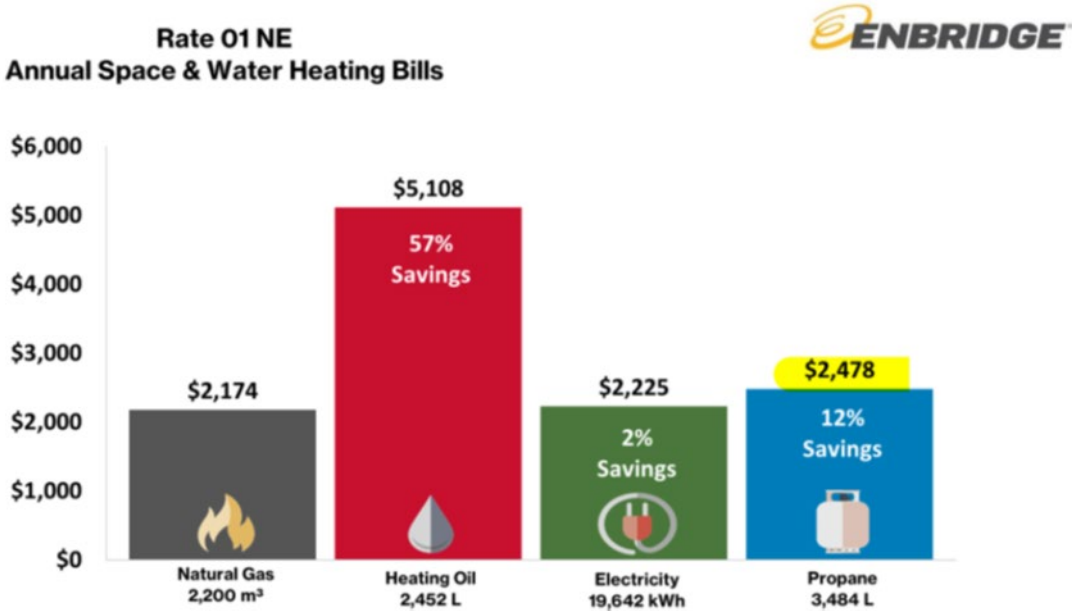
Reference:

Exhibit B, Tab 1, Schedule 1, Page 4 & 5

Preamble:

Enbridge provides the following estimates of cost savings:

Figure 1: Annual Energy Costs & Savings Versus Natural Gas, Including SES



Question(s):

(a) Please reproduce Figure 1 adding a separate column for heating with electric air source heat pumps. Please provide a table listing all the calculations and assumptions underlying the cost estimate for electric air source heat pumps.

- (b) Please provide all the underlying calculations and assumptions underlying Figure 1 and Table 1, including the underlying spreadsheet with live formulas. Please include all assumptions, including, but not limited to, the assumed price on carbon.
- (c) If an excel spreadsheet is used to assess the relative cost-effectiveness of the various heating options, please provide that live excel spreadsheet with the variables set consistent with output in Figure 1. A model that Enbridge used in the past can be found at EB-2019-0188, Exhibit I.ED.7, Attachment 1, but we do not have a version that has been updated and set with the variables used in this case.

Response

- (a) ED's request seeks to have Enbridge Gas develop information that is unrelated to and incongruent with the purpose of the figure referenced in the interrogatory (Figure 1). It also requires complex and burdensome analysis involving information that Enbridge Gas does not currently have. As a result, it is not appropriate to provide a response to ED's request.

It is important to note that Figure 1 provides consumer cost comparisons for purposes of considering conversions from relevant non-natural gas energy solutions (electricity, oil, and propane) *to natural gas*. Figure 1 is not intended to provide information regarding or insight into consumer conversions from natural gas to non-natural gas energy solutions.

Providing consumers with cost information regarding conversions to high-efficiency electric cold climate air source heat pumps (which is the basis for ED's request) is not relevant to Enbridge Gas's natural gas leave to construct Applications, as the Company has no ability to cause consumers to convert to those solutions via the Applications. Furthermore, the OEB is not making a choice between heat pumps or the pipeline expansion. In addition, providing consumers with information related to conversions to non-natural gas energy solutions without consideration of those energy solutions' supply-side requirements and implications would not be appropriate or valuable. Regarding natural gas solutions, the Company's natural gas community expansion applications contemplate all OEB-established natural gas supply-side requirements for leave to construct, including natural gas project costs, natural gas project economics, environmental impacts, land impacts, and Indigenous consultations.

Consumer conversions from high-efficiency electric cold climate air source heat pumps to natural gas is not a scenario which Enbridge Gas's attachment forecast

relies on.¹ Based on the Company's market research conducted within the Project areas, the current uptake of electric heat pumps² is minimal: 4% for the Hidden Valley Community Expansion Project;³ 2% for the Selwyn Community Expansion Project;⁴ and 0% for the Mohawks of the Bay of Quinte Community Expansion Project.⁵

In summary, Enbridge Gas is neither causing consumers to convert to high-efficiency cold climate air source heat pumps, nor causing consumers to convert from high-efficiency cold climate air source heat pumps to natural gas, via the current leave to construct Applications. As such, and based on the foregoing, providing cost comparison information for high-efficiency cold climate air source heat pumps as requested by ED is entirely outside of the scope of the Company's natural gas leave to construct Applications.

It should also be noted that any attempt to provide an accurate estimate of the annual energy costs related to heating with high-efficiency electric cold climate air source heat pumps requires consideration of several factors and related information that the Company does not currently have available with respect to the actual consumers within the Project areas. It is burdensome and complicated to assess the realized performance efficiency of high-efficiency electric cold climate air source heat pumps for actual homes within the Project areas (rather than archetype or "typical" homes) as the technology's performance efficiency varies based on a multitude of factors, including but not limited to:

- The type and size of electric air source heat pump;
- The home's ducting configuration;
- The home's heating load requirements;
- The efficiency of the home's building envelope; and importantly,
- The local weather condition's impact on the performance efficiency of the electric air source heat pump and the need for backup electric resistance (or natural gas) heating. For proper analysis, this requires modeling each hour of the year in order to assess the efficiency of the heat pump and how much of each hour's heating load the heat pump has capacity to serve.

¹ For clarity, the electricity column in Figure 1 displays a conversion scenario of electric resistance space and water heating to natural gas space and water heating, which is relevant to the Company's natural gas attachment forecasts.

² It should be noted that the market research did not differentiate between high-efficiency electric cold climate air source heat pumps and standard (i.e., Energy Star) electric air source heat pumps. As such, the electric heat pump uptake figures reflect the combined uptake of both measures, not just the high-efficiency measure. ED's request is relevant to the high-efficiency measure only.

³ EB-2022-0249, Exhibit B, Tab 1, Schedule 1, Attachment 3, p. 2

⁴ EB-2022-0156, Exhibit B, Tab 1, Schedule 1, Attachment 4, p. 2

⁵ EB-2022-0248, Exhibit B, Tab 1, Schedule 1, Attachment 4, p. 1

This fundamentally differs from assessing performance efficiencies of natural gas heating equipment which are much more consistent and reliable despite the factors noted above.

It should also be clarified that Figure 1 reflects whole-home heating scenarios (which includes space heating and water heating). High-efficiency electric cold climate air source heat pumps only provide space heating. As such, ED's request to add high-efficiency electric cold climate air source heat pumps omits water heating considerations from the analysis. Adding electric water heating equipment to the analysis would require additional and separate performance efficiency considerations from the high-efficiency electric cold climate air source heat pump, further complicating the analysis.

It should also be noted that the performance efficiencies of the energy solutions in Figure 1 are based on weighted-average efficiencies for each fuel type (see response to part b) below for more details) – not the highest possible performance efficiency for each fuel type. ED's request to add high-efficiency electric cold climate air source heat pumps to Figure 1 as a comparable to the other energy solutions would be an asymmetrical comparison to those other energy solutions.

(b) – (c)

Please see Attachments 1 and 2 to this response for all the underlying calculations and assumptions for Table 1 and Figure 1. Attachment 2 provides the Annual Energy Price Comparison for a typical residential customer living in the Rate 01 Union Northeast rate zone, including the system expansion surcharge ("SES"), in live Excel spreadsheet format, as requested. The model referenced by ED in the interrogatory was not used in relation to this Project or the current Application.

Additionally, Attachment 3 to this response provides Figure 1 updated based on natural gas price for Rate 01 Northeast in effect as of April 1, 2023. Rates for all other fuel types continue to be based on best available information at the time of comparison (January 2023 for heating oil, February 2023 for propane, and January 2023 and winter Time of Use ("TOU") for electricity).

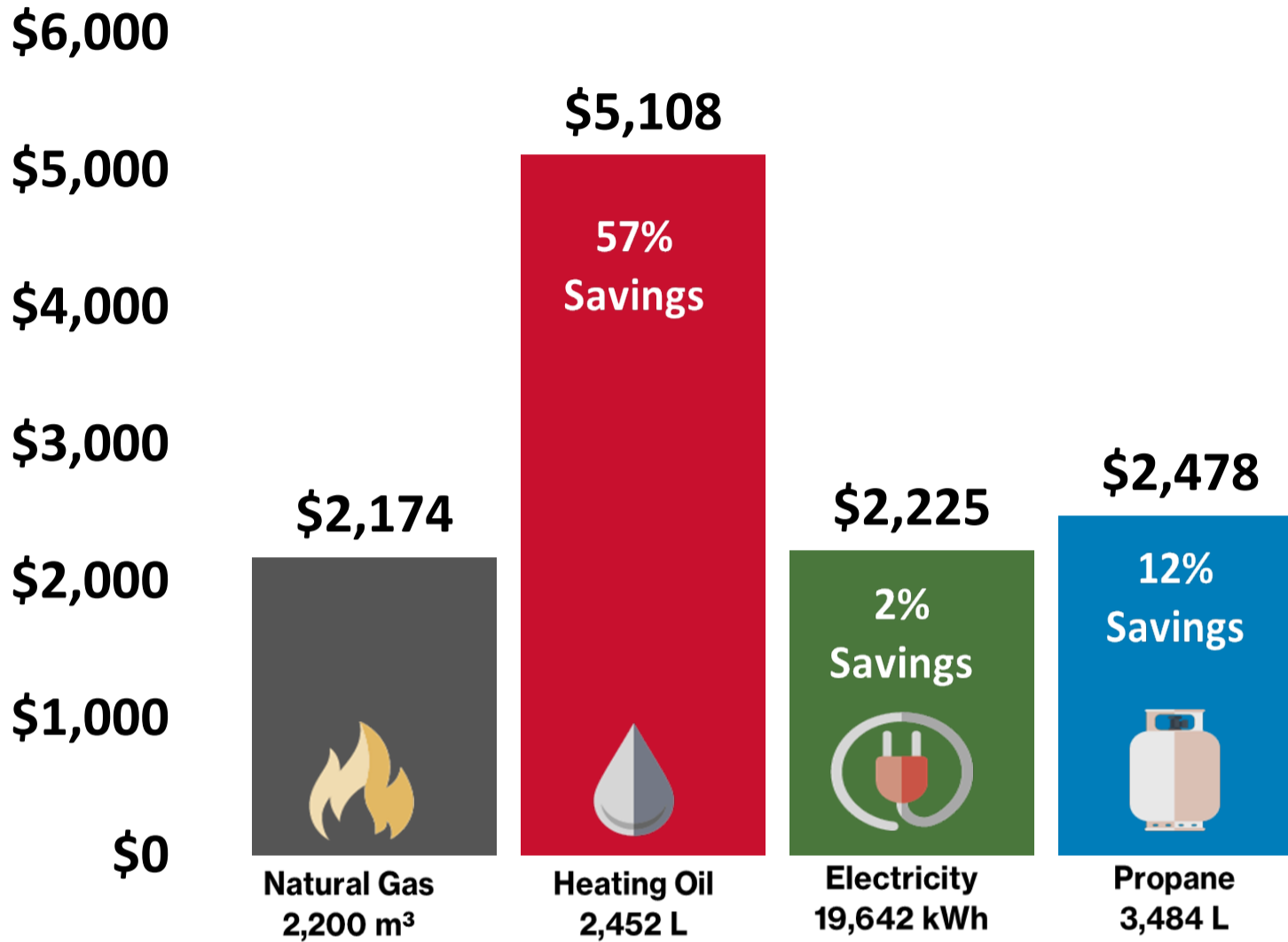
Primary Fuel	Penetration Rate ^[1]	Annual Bill (\$)^[2]	Annual Natural Gas Saving With SES (\$)
Natural Gas	-	\$ 2,174.00	-
Electricity	18%	\$ 2,225.00	\$ 51.00
Heating Oil	3%	\$ 5,108.00	\$ 2,934.00
Propane	77%	\$ 2,478.00	\$ 304.00
Wood	2%	No data available	No data available
Weighted Average			\$ 331

[1] Exhibit B, Tab 1, Schedule 1, Attachment 3, Page 1

[2] Exhibit 1.ED.1_Attachment 2, Worksheets: Figure 1 and Price Comparison Table


Figure 1: Annual Energy Costs & Savings Versus Natural Gas, Including SES

Rate 01 NE
Annual Space & Water Heating Bills



Notes: Natural gas price is based on Rate 01 NE rates in effect as of Jan. 1, 2023, and includes the \$0.23 per m³ expansion surcharge. Oil and propane prices are based on the latest available retail prices at the time of comparison. Electricity rates based on Hydro One Distribution rates (Mid-density R1) as of Jan. 1, 2023, and Regulated Price Plan (RPP) customers that are on Time-Of-Use (TOU) pricing. It includes the Ontario Electricity Rebate (OER). Propane price is based on the latest available retail prices at the time of comparison in our Rate M1 Union South area discounted by 10% as a conservative estimate. Since individual fuel prices may vary, savings assumptions may or may not be accurate in your situation. Please go to the calculator at savewithgas.com for a more accurate savings estimate. Costs have been calculated for the equivalent energy consumed and include all service, delivery and energy charges. Carbon price is included for all energy types as reported. HST is not included.

Table 1: Annual Energy Price Comparison for a Typical Residential Customer living in Union North Rate Zone (Space & Water Heating) Including SES

				
	Natural Gas	Heating Oil	Electricity	Propane
	\$0.988/m ³	\$2.083/L	\$0.113/kWh	\$0.711/L
Annual Consumption	2,200	2,452	19,642	3,484
Annual Contribution to Energy Bill	\$2,174	\$5,108	\$2,225	\$2,478
Energy Cost per Unit	\$0.988	\$2.083	\$0.113	\$0.711
Annual Natural Gas Savings (\$)		\$2,934	\$50	\$304
Annual Natural Gas Savings (%)		57%	2%	12%

Notes

(1) Annual Consumption

For Union rate zone, the natural gas consumption assumption for a typical residential customer is 2,200m³. All comparisons are based on an energy-equivalent annual consumption level of 2,200 m³/yr.

The energy-equivalent annual consumption for other energy sources (Electricity, Oil and Propane) are calculated as:

Natural gas consumption (2,200 m³) * Conversion from m³ to GJ * Conversions from GJ to kWh (for electricity) and to L (for oil and propane)

(2) Energy Cost per Unit

The energy cost per unit for each energy source is based on the latest actual data available

- a) Natural Gas cost per unit for a typical residential customer is from the January 2023 QRAM filing for Union Northeast. Please refer to 'Natural Gas Price (\$ per m³)' tab for a detailed calculation.
- b) Oil cost per unit is from Statistics Canada using the latest available monthly retail price at the time of comparison. Please refer to 'Heating Oil Price (\$ per L)' tab for a detailed calculation.
- c) Electricity cost per unit is from Hydro One Networks Inc. (EB-2021-0110), Tariff of Rates and Charges, Effective and Implementation Date January 1, 2023. Please refer to 'Electricity Price (\$ per kWh)' tab for a detailed calculation.
- d) Propane cost per unit is calculated using a monthly average of the latest residential retail prices available at the time of comparison and factors in the actual carbon tax and is discounted by 10% for Union North for a conservative estimate. Please refer to 'Propane Price (\$ per L)' tab for a detailed calculation.

Conversions

<u>Table 1</u> <u>Conversion from m3 to GJ</u>	
Union Rate Zone - North (1)	
Conversion factor	0.0388

Note

(1) Source: <https://www.enbridgegas.com/storage-transportation/doing-business-with-us/unit-measure-conversion-information> (April 1/22 - North)

<u>Table 2</u> <u>Energy Price Conversion</u>			
Substance	Starting Unit	Conversion	Conversion Unit
Electricity	GJ	277.777778	kWh
Heating Oil	GJ	27.2331155	L
Propane	GJ	39.1696044	L

<u>Table 3</u> <u>Efficiency Assumptions</u> <u>Union Rate Zone</u>			
<u>Natural Gas</u>	<u>Electricity</u>	<u>Heating Oil</u>	<u>Propane</u>
82%	99%	78%	79%

<u>Table 1</u>		
Typical Residential Customer Total Bill Impacts (1)		
Union North East		
Rates Effective: <u>Jan. 1, 2023</u>		
Volume	m3	2,200
Customer Charge	\$	287.76
Distribution Charge	\$	245.10
Storage	\$	135.15
Transportation	\$	47.45
Sales Commodity	\$	577.16
Federal Carbon Charge	\$	215.38
Cost Adjustment	\$	
Gas Supply	\$	161.31
Transportation	\$	(0.78)
Delivery	\$	0.00
		160.53
Total Sales with Cost Adjustments	\$	1,668.53
Average Rate	\$	0.76
System Expansion Surcharge (SES)	\$	0.23
Average Rate including SES	\$	0.99

Notes:

(1) Source: EB-2022-0286, Exhibit A, Tab 3, Schedule 1, Page 2

Table 1
Home Heating Oil (HHO) (1)

Month	Federal/Provincial Carbon Tax Charge HHO (2)	HHO (v735163) (3)	HHO (excl. GST/HST)	HHO (excl. tax and C&T)
Jan-22	7.83	162.8	144.07	136.24
Feb-22	7.83	179.5	158.85	151.02
Mar-22	7.83	213.4	188.85	181.02
Apr-22	9.79	210.7	186.46	176.67
May-22	9.79	258.7	228.94	219.15
Jun-22	9.79	231.9	205.22	195.43
Jul-22	9.79	219.3	194.07	184.28
Aug-22	9.79	205.3	181.68	171.89
Sep-22	9.79	207.1	183.27	173.48
Oct-22	9.79	235.4	208.32	198.53
Nov-22				
Dec-22				
Total \$/L	2.083			

Notes:

- (1) all prices in cents/litre
- (2) Source: <https://natural-resources.canada.ca/our-natural-resources/domestic-and-international-markets/transportation-fuel-prices/fuel-consumption-taxes-canada/18885>
Federal and Provincial Carbon Levies (Alberta, Saskatchewan, Manitoba, Ontario, New Brunswick, Yukon, Nunavut)
- (3) Source: the Conference Board of Canada (CANSIM) - v735163

Ontario Energy Rebate (OER): 11.7% (1)

Table 1 Regulated Price Plan -TOU Time of Use			
	Cents/kWh (2)	% of Load (3)	
On Peak	15.10	18%	
Mid Peak	10.20	18%	
Off Peak	7.40	64%	
Total Load - cent/KWh	9.29		
Total Load - \$/kWh	0.0929		

Notes:

(1) Source: OEB Newsroom - Friday Oct. 21, 2022

(2) TOU rates effective from November 1, 2022 to April 30, 2023

(3) Source: OEB Regulated Price Plan Price Report - November 1, 2021 to October 31, 2022

Table 2 Hydro One Electricity Rates Medium Density - R1 (1)	
Rates Effective <u>1-Jan-2023</u>	
Service Charge (2)	60.72 \$/month
Distribution Rate	0.0056 \$/kWh
Transmission	0.0188 \$/kWh
Wholesale Market Service Rate + CBR	0.0034 \$/kWh
Rural rate protection charge	0.0005 \$/kWh
Adjustment Factor Charge	1.076
Standard Supply Service Charge	0.25 \$/month
Fixed Charge Rate Riders SME	0.42 \$/month
Total \$/kWh	0.1283 \$/kWh
Total \$/kWh with OER	0.1133 \$/kWh
Total \$/kWh with OER, no distribution charge	0.1083 \$/kWh

Notes:

(1) Source: EB-2021-0110 Hydro One Networks Inc. Tariff of Rates and Charges, Effective and Implementation Date January 1, 2023
Medium Density - R1

(2) Excluded for cost comparison purposes

Ending Value Oct. 28, 2022 (cents/L) 72.80 (1)

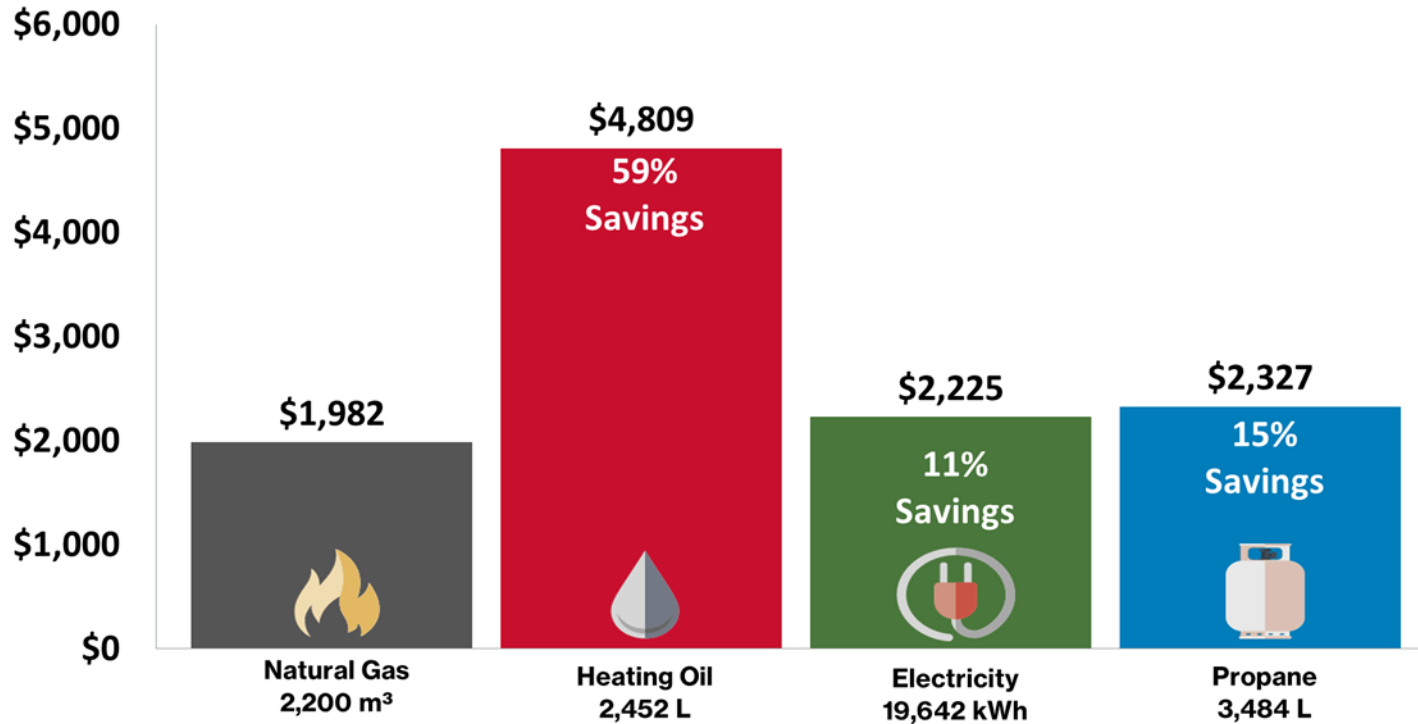
Table 1 Propane Prices for Residential South Rate M1 Customer						
Date	\$/L	Cents/L	Daily Price Change (2)	Carbon Tax (3)	Total	
28-Oct-2022	0.7280	72.80	0.40	0.0774	0.8054	
29-Oct-2022	0.7280	72.80	0.00	0.0774	0.8054	
30-Oct-2022	0.7280	72.80	0.00	0.0774	0.8054	
31-Oct-2022	0.7280	72.80	0.00	0.0774	0.8054	
01-Nov-2022	0.7280	72.80	0.00	0.0774	0.8054	
02-Nov-2022	0.7280	72.80	0.00	0.0774	0.8054	
03-Nov-2022	0.7280	72.80	0.00	0.0774	0.8054	
04-Nov-2022	0.7210	72.10	(0.70)	0.0774	0.7984	
05-Nov-2022	0.7250	72.50	0.40	0.0774	0.8024	
06-Nov-2022	0.7250	72.50	0.00	0.0774	0.8024	
07-Nov-2022	0.7250	72.50	0.00	0.0774	0.8024	
08-Nov-2022	0.7340	73.40	0.90	0.0774	0.8114	
09-Nov-2022	0.7220	72.20	(1.20)	0.0774	0.7994	
10-Nov-2022	0.7190	71.90	(0.30)	0.0774	0.7964	
11-Nov-2022	0.7190	71.90	0.00	0.0774	0.7964	
12-Nov-2022	0.7190	71.90	0.00	0.0774	0.7964	
13-Nov-2022	0.7190	71.90	0.00	0.0774	0.7964	
14-Nov-2022	0.7190	71.90	0.00	0.0774	0.7964	
15-Nov-2022	0.7190	71.90	0.00	0.0774	0.7964	
16-Nov-2022	0.7190	71.90	0.00	0.0774	0.7964	
17-Nov-2022	0.7140	71.40	(0.50)	0.0774	0.7914	
18-Nov-2022	0.7140	71.40	0.00	0.0774	0.7914	
19-Nov-2022	0.7090	70.90	(0.50)	0.0774	0.7864	
20-Nov-2022	0.7090	70.90	0.00	0.0774	0.7864	
21-Nov-2022	0.7090	70.90	0.00	0.0774	0.7864	
22-Nov-2022	0.7090	70.90	0.00	0.0774	0.7864	
23-Nov-2022	0.7090	70.90	0.00	0.0774	0.7864	
24-Nov-2022	0.6940	69.40	(1.50)	0.0774	0.7714	
25-Nov-2022	0.6940	69.40	0.00	0.0774	0.7714	
26-Nov-2022	0.6940	69.40	0.00	0.0774	0.7714	
27-Nov-2022	0.6940	69.40	0.00	0.0774	0.7714	
28-Nov-2022	0.6940	69.40	0.00	0.0774	0.7714	
29-Nov-2022	0.6880	68.80	(0.60)	0.0774	0.7654	
30-Nov-2022	0.6880	68.80	0.00	0.0774	0.7654	
November Monthly Average		71.29				
Current Price:		71.29				
Carbon Tax:		7.74				
Total Cents/L		79.03				
\$/L		0.79033				
Rate M1 South Residential		0.7903 \$/L				
Rate 01 North East/North West Residential (4)		0.7113 \$/L				

Notes:

- (1) Last recorded daily price change from the previous month
- (2) Source: <https://edproenergy.com/residential/> ; Zone 1, 2,500-4,499 Litres
- (3) Source: <https://www.canada.ca/en/revenue-agency/services/forms-publications/publications/fcrates/fuel-charge-rates.html>
- (4) North Propane price is based on the latest available retail prices at the time of comparison in our Rate M1 Union South area discounted by 10% as a conservative estimate. Since individual fuel prices may vary, savings assumptions may or may not be accurate in your situation. Please go to the calculator at savewithgas.com for a more accurate



Rate 01 NE Annual Space & Water Heating Bills



Notes: Natural gas price is based on Rate 01 NE rates in effect as of Apr. 1, 2023, and includes the \$0.23 per m³ expansion surcharge. Oil and propane prices are based on the latest available retail prices. Electricity rates based on Hydro One Distribution rates (Mid-density R1) as of Jan. 1, 2023, and Regulated Price Plan (RPP) customers that are on Time-Of-Use (TOU) pricing. It includes the Ontario Electricity Rebate (OER). Propane price is based on the latest available retail prices in our Rate M1 Union South area discounted by 10% as a conservative estimate. Since individual fuel prices may vary, savings assumptions may or may not be accurate in your situation. Please go to the calculator at savewithgas.com for a more accurate savings estimate. Costs have been calculated for the equivalent energy consumed and include all service, delivery and energy charges. Carbon price is included for all energy types as reported. HST is not included.

ENBRIDGE GAS INC.

Answer to Interrogatory from
Environmental Defence (“ED”)

INTERROGATORY

Reference:

Exhibit B, Tab 1, Schedule 1, Page 2

Preamble:

Enbridge states: “Support for the Project has come from a variety of sources including the Town of Huntsville”

Question(s):

- (a) Please provide all communications to and from the Town of Huntsville regarding the project, including all communications to the Town of Huntsville describing the benefits (e.g. letters, presentations, etc.).
- (b) Please provide a list of all meetings with staff and elected officials from the Town of Huntsville and the meeting notes and materials for each.

Response

- (a) Please see Attachment 1 to this response for a full record of communications between Enbridge Gas and the Town of Huntsville.
- (b) Please see Attachment 2 to this response for a summary of all consultation with the Township of Huntsville to date.

Khaled El-Nader

From: Kristen Oliver
Sent: Tuesday, April 18, 2023 1:51 PM
To: Khaled El-Nader
Subject: FW: Bringing Natural Gas to the Town of Huntsville
Attachments: Letter of Support Signed - Enbridge Gas.pdf

From: Brenda Jones <Brenda.Jones@huntsville.ca>
Sent: July 31, 2020 1:44 PM
To: Wendy Landry <Wendy.Landry@enbridge.com>
Subject: [External] RE: Bringing Natural Gas to the Town of Huntsville

EXTERNAL: PLEASE PROCEED WITH CAUTION.

This e-mail has originated from outside of the organization. Do not respond, click on links or open attachments unless you recognize the sender or know the content is safe.

Hi Wendy,

Here you go.

Have a wonderful long weekend!

Warm regards,

Brenda

Brenda Jones | Executive Assistant-Clerks Department
(705) 789-1751 ext 2356
www.huntsville.ca

From: Wendy Landry <Wendy.Landry@enbridge.com>
Sent: July 29, 2020 9:53 AM
To: Brenda Jones <Brenda.Jones@huntsville.ca>
Subject: RE: Bringing Natural Gas to the Town of Huntsville

Thanks Brenda

His name is Luke Skaarup. I appreciate your timely attention on the letter.

Miigwech, Merci, Thank You

Wendy Landry

Waskanay Makwa (Lightning Bear)
Senior Advisor
Indigenous, Municipal and Stakeholder Relations
Enbridge Gas Inc
Wendy.landry@enbridge.com
Cell: 807- 631-6882
TEL: 807-684-8868 |Toll Free: 877-818-8212 x5168868
1211 Amber Drive, Thunder Bay, Ontario P7B 6M4

| [Canada's Top 100 Employer](#) | [Facebook](#) | [Twitter](#) | [LinkedIn](#) | [YouTube](#)

From: Brenda Jones <Brenda.Jones@huntsville.ca>
Sent: Wednesday, July 29, 2020 9:49 AM
To: Wendy Landry <Wendy.Landry@enbridge.com>
Subject: [External] RE: Bringing Natural Gas to the Town of Huntsville

EXTERNAL: PLEASE PROCEED WITH CAUTION.

This e-mail has originated from outside of the organization. Do not respond, click on links or open attachments unless you recognize the sender or know the content is safe.

Thanks Wendy. I am putting the letter of support together now. For the letter, who is the Regional Director?

Brenda Jones | Executive Assistant-Clerks Department
(705) 789-1751 ext 2356
www.huntsville.ca

From: Wendy Landry <Wendy.Landry@enbridge.com>
Sent: July 29, 2020 9:46 AM
To: Brenda Jones <Brenda.Jones@huntsville.ca>; Lauryn Graham <lauryn.graham@enbridge.com>
Subject: RE: Bringing Natural Gas to the Town of Huntsville

Hi Brenda

Thanks for your email, we are looking at Hidden Valley as a proposed area. Hope that helps. Also in regard to timelines, would we be able to receive the letter of support before the August 4th deadline?

Thanks

Miigwech, Merci, Thank You

Wendy Landry

Waskanay Makwa (Lightning Bear)
Senior Advisor
Indigenous, Municipal and Stakeholder Relations
Enbridge Gas Inc
Wendy.landry@enbridge.com
Cell: 807- 631-6882
TEL: 807-684-8868 |Toll Free: 877-818-8212 x5168868
1211 Amber Drive, Thunder Bay, Ontario P7B 6M4

| [Canada's Top 100 Employer](#) | [Facebook](#) | [Twitter](#) | [LinkedIn](#) | [YouTube](#)

From: Brenda Jones <Brenda.Jones@huntsville.ca>
Sent: Wednesday, July 29, 2020 9:24 AM
To: Lauryn Graham <lauryn.graham@enbridge.com>
Cc: Wendy Landry <Wendy.Landry@enbridge.com>
Subject: [External] RE: Bringing Natural Gas to the Town of Huntsville

EXTERNAL: PLEASE PROCEED WITH CAUTION.

This e-mail has originated from outside of the organization. Do not respond, click on links or open attachments unless you recognize the sender or know the content is safe.

Good morning Lauryn,

Further to the Council meeting on July 27th, 2020, I confirm that we are preparing a letter of support. In that regard, our Councillors would like to know where Enbridge is proposing to expand.

Thank you!

Brenda

Brenda Jones | Executive Assistant-Clerks Department
(705) 789-1751 ext 2356
www.huntsville.ca

From: Brenda Jones
Sent: July 15, 2020 11:27 AM
To: Lauryn Graham <lauryn.graham@enbridge.com>
Cc: Wendy.landry@enbridge.com
Subject: RE: Bringing Natural Gas to the Town of Huntsville

Good morning Lauryn,

Our apologies for the delay in responding.

I was chatting with Wendy this morning and I confirm that we are proposing to take your request to Council on July 27th.

Kind regards,

Brenda

Brenda Jones | Executive Assistant-Clerks Department
(705) 789-1751 ext 2356
www.huntsville.ca

From: Lauryn Graham <lauryn.graham@enbridge.com>
Sent: June 17, 2020 12:03 PM
To: Mayor Karin Terziano <mayor@huntsville.ca>; Denise Corry <Denise.Corry@huntsville.ca>
Cc: Wendy Landry <Wendy.Landry@enbridge.com>
Subject: Bringing Natural Gas to the Town of Huntsville

Greetings,

The Ontario Energy Board is currently preparing a report to the Ministry of Energy, Northern Development and Mines regarding potential projects to expand access to natural gas distribution systems and has extended the deadline for project proponents to submit project proposals to August 4, 2020, given the unprecedented situation of the COVID-19 pandemic and communities' focus on response.

Since December 2019, Enbridge Gas has been working to gather information, confirm support, and complete the detailed analysis required to compile project proposals that will be considered for ratepayer-funded financial support.

Enbridge Gas has put together a project for consideration by the Ontario Energy Board in your town of Huntsville. However, we require a letter of support from your municipality to confirm your interest to fulfill the Ontario Energy Board's submission requirements.

As the updated submission deadline is on the horizon, we are asking municipalities such as yours to respond to us with a letter confirming your support for the proposed project by July 6, 2020. This ask is to ensure our teams have enough time to complete the submission. I've attached a templated letter for your consideration.

We understand that municipalities across Ontario have faced new challenges and priorities during the COVID-19 pandemic. Please let us know if sending a support letter by July 6, 2020 is simply not possible, but your municipality has intention to bring a support letter forward. With an email confirmation that a letter is on its way, we can ensure we are prepared to file a submission by August 4, 2020.

After August 4, 2020 the Ontario Energy Board will review the submissions and provide recommendations to the Ministry of Energy, Northern Development and Mines to assist it in selecting the future expansion projects that will receive financial support. It is expected that Enbridge Gas and other project proponents will be advised late this year as to which projects will receive funding.

We look forward to hearing from you

On Behalf Of,

Wendy Landry

Waskanay Makwa (Lightning Bear)

Senior Advisor

Indigenous, Municipal and Stakeholder Relations

Enbridge Gas Inc

Wendy.landry@enbridge.com

Cell: 807- 631-6882

TEL: 807-684-8868 |Toll Free: 877-818-8212 x5168868

1211 Amber Drive, Thunder Bay, Ontario P7B 6M4

From: [Stephanie Allman](#)
To: Tanya.Calleja@huntsville.ca
Subject: EB-2022-0249 - Hidden Valley Community Expansion Project - Notice of Hearing
Date: Monday, February 13, 2023 10:14:00 AM
Attachments: [Evidence Package.pdf](#)
[Notice Hidden Valley 20230203.pdf](#)
[A-2-1 Application.pdf](#)

The clerk of the Town of Huntsville

On December 20, 2022, Enbridge Gas filed an Application with the OEB for an order granting leave to construct natural gas distribution pipelines and ancillary facilities that make up a Community Expansion Project to serve the Hidden Valley community in the Town of Huntsville and District of Muskoka.

On February 3, 2023, the OEB issued the Notice of Hearing and the Letter of Direction for the proceeding. The OEB has directed Enbridge Gas to serve a copy of the Notice of Hearing, Enbridge Gas' Application and the evidence listed below on the clerk of the Town of Huntsville.

- Exhibit B-1-1 – Project Need
- Exhibit C-1-1 – Project Alternatives
- Exhibit D-1-1 – Proposed Project, Engineering & Construction
- Exhibit E-1-1 – Project Cost & Economics
- Exhibit F-1-1 – Environmental Matters
- Exhibit G-1-1 – Land Matters & Agreements
- Exhibit H-1-1 – Indigenous Consultation
- Exhibit I-1-1 – Conditions of Approval

Attached please find a copy of the OEB's Notice of Hearing along with Enbridge Gas's Application and the above noted evidence as filed with the OEB for Enbridge Gas's Hidden Valley Community Expansion Project. A complete paper copy of the evidence filed in this proceeding is available upon request. The evidence can be viewed on the Enbridge Gas website by accessing the link below and navigating to "Regulatory Information".

<https://www.enbridgegas.com/about-enbridge-gas/projects/hidden-valley>

Thank you,

Stephanie Allman

Regulatory Coordinator – Regulatory Affairs

ENBRIDGE GAS INC.

TEL: 416 753-7805 | FAX: 416 495-6072

500 Consumers Road North York, Ontario M2J 1P8

enbridgegas.com

Integrity. Safety. Respect.

Municipal Engagement – Consultation Log

Item Line	Date	Method of Communication	Summary of Enbridge Gas Engagement	Summary of Community's Engagement
1.	June 17, 2020	Email	Enbridge Gas representative sent an email to request a letter of support to be attached to NGEF Phase II application (E-mail correspondence included in I.ED.2, Attachment 2)	
2.	July 15, 2020	Email	Enbridge Gas received notification that the request for a letter of support was being taken to Council on the July 27, 2020 meeting. (E-mail correspondence included in I.ED.2, Attachment 2)	
3.	July 29, 2020	Email	Enbridge Gas representative requested an update from the July 27, 2020 Council meeting. (E-mail correspondence included in I.ED.2, Attachment 2)	Council approved the request for the letter of support and it advised that it was under development. (E-mail correspondence included in I.ED.2, Attachment 2)
4.	July 31, 2020	Email	Enbridge Gas received a letter of support from the municipality. (E-mail correspondence included in I.ED.2, Attachment 2)	
5.	July 19, 2021	Media Conference – in person	The Government of Ontario announced that 28 projects across 43 communities were selected for funding under Phase 2 of the NGEF, including the Project. (Press release can be found at Exhibit B, Tab 1, Schedule 1, Attachment 1)	The Government of Ontario planned and managed the announcement with Municipal leaders, government officials including the Minister of Energy and Enbridge Gas staff in attendance.
6.	June 9, 2022	Local advertising and Virtual Open House	<p><u>Newspaper advertisements</u> The Notice of Study Commencement and Public Open House for the Hidden Valley Community Expansion Project appeared in the Bracebridge Examiner, Huntsville Forester, and Gravenhurst Banner on June 9, 2022.</p> <p><u>Virtual Open House</u> Members of the public, regulatory agencies, and other stakeholders are</p>	

			invited to attend the Open House to review the project and provide comments. Details are provided below: The Virtual Open House was held between June 20, 2022 and July 4, 2022. (Available at Exhibit F, Tab 1, Schedule 1, Attachment 1, Appendix B)	
7.	February 13 th 2023	Email	Enbridge Gas served the Notice of Hearing for the Project to the Township in accordance with the OEB's letter of direction dated February 3, 2023. See Exhibit I.ED.3. (E-mail correspondence included at Exhibit I.ED.2, Attachment 2)	

ENBRIDGE GAS INC.

Answer to Interrogatory from
Environmental Defence (“ED”)

INTERROGATORY

Reference:

Exhibit B, Tab 1, Schedule 1, Page 2

Preamble:

Enbridge states: “Enbridge Gas retained Forum Research, a third-party research supplier, to conduct surveys by telephone, online and in-person of potential residential customers in the Project area between August 23 and September 18, 2022.”

Question(s):

- (a) Has Enbridge Gas conducted any other market research or surveys that would be relevant to this project other than the surveys conducted by Forum Research between August 23 and September 18, 2022 (described above)? If yes., please provide all details, including the content of the other research/survey questions and the full detailed results therefrom.
- (b) Has Enbridge held any information sessions in or around the project area? If yes, please provide all of the materials used in those information sessions.
- (c) Has Enbridge mailed materials to individuals in the project area in relation to community expansion or potential individual gas conversions? If yes, please provide full copies.

Response

- (a) and (b)
Please see the responses to Exhibit I.STAFF.2, part c), and Exhibit I.ED.28, part b).
- (c) Enbridge Gas mailed the Notice of Hearing together with a copy of the current Leave to Construct application and all supporting evidence to all parties identified in the OEB’s Letter of Direction dated February 3, 2023, including:

- a. all property owners and encumbrancers with lands or interest in lands identified in the search of title
- b. the clerk of the Town of Huntsville
- c. the District Chair of the District of Muskoka
- d. all Indigenous communities that have been consulted or with lands or interest in the lands directly affected by the proposed pipeline and related facilities, including all Indigenous communities identified in any delegation letter received from the Ministry of Energy
- e. the Métis Nations of Ontario, Suite 1100 – 66 Slater Street, Ottawa, ON K1P 5H1
- f. all affected utilities and railway companies
- g. members of the Ontario Pipeline Coordinating Committee
- h. Fisheries and Oceans Canada

ENBRIDGE GAS INC.

Answer to Interrogatory from
Environmental Defence (“ED”)

INTERROGATORY

Reference:

Exhibit A, Tab 2, Schedule 1, Attachment 1

Question(s):

- (a) Please provide the total number of potential customers that could be connected to the new gas pipelines (i.e. the number of dwellings and businesses), and a breakdown by (a) residential total, (b) residential seasonal, (c) residential permanent, (d) commercial, and (e) other.
- (b) Please provide a list of all addresses that could be served by the proposed pipeline.
- (c) Please provide the attachment forecast as a percent of customers along the new pipe.
- (d) The Forum Research report states that “surveys were completed from a list of 144 home owners.” Please provide that list and reconcile the list and the number of property owners with the responses to (a) and (b).

Response

- (a) Please see Table 1 below.

Table 1: Breakdown of Potential Customers

Customer Category	Total Potential
Residential Total*	193
Residential Seasonal	38
Residential Permanent	155
Commercial Total	0
Other Total (Industrial)	0

*Note: Exhibit B, Tab 1, Schedule 1, Table 2, included a multi-unit condo containing 64 units as 1 potential residential customer in error. Table 1 above has been corrected to include the 64 units.

Based on Municipal Property Assessment Corporation (“MPAC”) data, 20% of the Residential (dwellings) Total set out in Table 1 is designated as seasonal (38 total and 26 forecasted dwellings). However, a seasonal MPAC designation does not necessarily dictate natural gas usage, especially for locations accessible throughout the winter,¹ and provides no insight as to a customer’s interest in converting to natural gas. Therefore, through field verification and conversations with potential customers, consumption consistent with permanent residences for these customers has been verified. As such, the seasonal customers were included in the Residential Permanent category for the purposes of generating the attachment forecast discussed in Exhibit B.

- (b) As final engineering design and individual customer service connections remain uncertain at this time, the customer-specific information sought by ED is not readily available. However, the Company has made available on its website, a tool to search for address ranges within communities across Ontario where the Company is constructing projects that are subject to an expansion surcharge (e.g., SES):

<https://www.enbridgegas.com/residential/new-customers/surcharge>

Additionally, the Company has set out a list of directly and indirectly affected landowners (including address) at Exhibit G, Tab 1, Schedule 1, Attachment 3.

- (c) Please see Table 2 below.

The overall percentage of attachments across all customer types is approximately 69% of the total potential identified in Table 1 above based on Forum Research Survey results regarding residential interest in converting to natural gas.²

¹ During and following the COVID 19 pandemic Enbridge Gas saw an increase in consumption at properties that were considered a secondary residence (e.g., cottage) as customers elected to live or work remotely, away from their principle residence more frequently. This trend continues to persist in certain areas.

² Exhibit B, Tab 1, Schedule 1, Attachment 3

Table 2: Forecasted Customer Attachment for the Project as a Percentage of Total Potential

Annual Customer Additions	2023	2024	2025	2026	2027	2028	2029	2030	2031	2032	Total Forecasted
Residential Units (Singles, Semis, Towns)	19%	17%	6%	4%	3%	4%	4%	4%	4%	4%	69%

(d) Forum Research conducted surveys early in the preliminary planning stage for the Project to gauge interest in natural gas distribution service and conversion within the Project area. The results are then used to derive the attachment forecast. The total potential customer count shown in part a), is derived by validating each address along the proposed Project scope (by confirming serviceability against design in the field). As such, the total number of customers surveyed by Forum Research may not align with the finalized total potential customer count used to derive the Forecasted Customer Attachments for the Project included in Table 2 of Exhibit B, Tab 1, Schedule 1.

Please also see the response to part b), above.

ENBRIDGE GAS INC.

Answer to Interrogatory from
Environmental Defence (“ED”)

INTERROGATORY

Reference:

Exhibit B, Tab 1, Schedule 1, Attachment 3 (Forum Research Report)

Preamble:

These questions are for Forum Research.

Question(s):

- (a) Please provide the full script(s), talking points, and training materials provided to the individuals who conducted the door-to-door surveys.
- (b) Please provide the “letters distributed to residents” as referred to on page 2, including any attachments.
- (c) Please provide the full text and full details of the “online and CATI surveys” as referred to on page 2, including any attachments.
- (d) Please provide the full script(s), talking points, and training materials provided to the individuals who assisted with the CATI surveys.
- (e) Please provide the fully granular survey responses. Please include all details, including what kind of survey was completed (door-to-door, online, or CATI), date of the survey, answers to each question, and whether the survey was 100% completed. For readability, we would appreciate receiving a copy as an excel spreadsheet.
- (f) If it is not clear from (e), please indicate the number of respondents with air conditioning. If that question was not asked, please provide an average number based on Ontario’s housing stock or Enbridge’s equipment surveys (Enbridge may need to provide a response).

Response

(a) The following response was provided by Forum Research:

The reader should note that among the total number of surveys in Hidden Valley (N=61), 25 were door-to-door (“D2D”), 34 were online and only 2 were via Computer Assisted Telephone Interviewing (“CATI”). D2D surveys were completed by residents using a mobile laptop device provided by our D2D team.

A copy of the D2D and online survey script for Hidden Valley is provided as Attachment 1 to this response. This document includes survey talking points and/or question completion guidelines critical to ensuring all questions are asked/administered in a consistent, unbiased manner.

High quality survey information is dependent on high quality data collection. Forum’s data collection professionals conduct well over 1,000,000 interviews each year.

Before hiring any interviewing staff, regardless of whether it is for D2D or CATI surveying, our full-time staff recruiter screens all applicants. Then interviewers are selected and trained by full-time training staff. Each interviewer must undergo a rigorous "basic training" class. Professional instructors, working with Forum’s own training manual, teach the basics of: professional representation with respondents; handling respondent concerns and objections; proper recording; mitigating survey bias; probing and clarifying open-ended questions; and handling sample, both on-line and hard copy.

Candidates also learn interview techniques through "role playing" exercises in a series of simulated interviews. In addition, candidates must pass a written exam and an on-phone test before being offered a position as a Forum interviewer.

Interviewers are also trained to professionally deal with respondent refusals. This can involve politely offering to call back at a more suitable time, stressing the brief time to complete (if appropriate), offering assurances of confidentiality and the handling of the information they provide according to the guidelines of the Personal Information Protection and Electronic Documents Act. We also typically prepare project specific ‘tips’ for handling refusals that interviewers can use to address any concerns unique to a project. At no point are respondents ‘pushed’ to participate. Where warranted, refusals will be politely accepted.

Before any community expansion project begins, there is a full briefing of the D2D and CATI interviewing staff to inform them about the specific client commissioning

the research, the goals and objectives of the research, and the characteristics of the respondents they will be contacting. The D2D and CATI team are required to read the scripted introduction and all questions for the survey verbatim. They are further advised to let respondents know that any questions they may have before agreeing to complete a survey should be directed to the contact information provided in the introductory letter from Enbridge Gas.

All of the foregoing applies for both D2D and CATI surveys.

Regarding D2D surveying, the above are only relevant in situations when a resident actually answers the door to one of our D2D team members, otherwise, the letter from Enbridge Gas, provided as Attachment 2 to this response, is left behind that introduces the survey topic in an unbiased manner and provides a link to an online version that the resident can subsequently complete. If our D2D team meets a resident face to face, they are instructed to be polite, to wear and show their Forum name badges, and to identify themselves as working for Forum Research on behalf of the Enbridge Gas.

(b) The following response was provided by Forum Research:

A copy of the letter and envelope provided to residents in the Hidden Valley Project area is provided as Attachment 2 to this response.

(c) The following response was provided by Forum Research:

A copy of the CATI survey script for Hidden Valley is provided as Attachment 3 to this response.

The questionnaire provided as Attachment 1 to this response was used for online surveys in addition to D2D.

(d) The following response was provided by Forum Research:

The CATI survey script for Hidden Valley provided as Attachment 3 to this response includes survey talking points and/or question completion guidelines critical to ensuring all questions are asked/administered in a consistent, unbiased manner.

The response to part (a) provides an overview of the general (not necessarily Project-specific) training provided to the individuals administering the CATI surveys.

(e) The following response was provided by Forum Research:

The Hidden Valley survey results are provided in live Excel format as Attachment 4 to this response. Information that could identify the respondent has been removed. The variable "Surveytype of Completes" identifies the survey mode. A tab within the file provides a definition of system generated variables. The remaining column labels refer to questions in the survey, identified in the questionnaire provided in Attachment 1 and Attachment 3 to this Exhibit. Question labels are consistent across methodologies.

(f) The survey conducted in Hidden Valley did not collect information related to air conditioning. Among existing residential customers living in single-family homes across Enbridge Gas' entire service territory, the 2022 Residential Single Family Natural Gas End Use study conducted by Enbridge Gas found that 89% have air conditioning across the Company's franchise area, of which 90% is a central air conditioning system.¹ However, there is considerable variation in air conditioning penetration across the Company's franchise area. The communities affected by the proposed Project are located within the Enbridge Gas Northern Region where 66% of existing customers have air conditioning.

¹ EB-2022-0200, Exhibit I.1.10-GEC-7, Attachment 1.

Print Survey
UGM9

Blocks (1 blocks)

Block

Use default look and feel Yes

Looping None

Questions Randomizations

#	Start Question	End Question	Pattern
1	E2A	E2D	Permutation

Questions (127 questions)

INTRO3 Type: Radio Button

Is this a REAL survey, or a TEST survey?

Choices

#	Code	Text	Open-End	Attributes
1	RR	REAL	None	Visible
2	TT	TEST	None	Visible

Variables and References

Variables

#	Name	Type	Hide If	Min. Value	Max. Value
1	INTRO3	Discrete	N/A		

Page Break

COMMUNITY Type: Radio Button

Community -- For testing ONLY

Choices

#	Code	Text	Open-End	Attributes
1	1	8th Line (Selwyn Township)	None	Visible
2	2	Hidden Valley	None	Visible
3	3	Cherry Valley	None	Visible
4	4	Neustadt	None	Visible
5	5	Sandford	None	Visible
6	6	Bobcaygeon	None	Visible

Advanced Logic

Pre-Load Branching and Survey Exit

#	Destination	Condition	Auto Clean
1	+1	1>0	False

Pre-Load Actions

#	Type	Description
1	Set Variable Value	-> COMMUNITY = 1

Variables and References

Variables

#	Name	Type	Hide If	Min. Value	Max. Value
1	COMMUNITY	Discrete	N/A		

Page Break

INTRO Type: Radio Button

Thank you for taking part in this survey! Forum Research on behalf of Enbridge Gas is conducting this survey to assist in determining whether natural gas will be expanded to your community. We are looking to hear from people 18 and over who are responsible for making energy decisions for their property. This survey should take approximately 6-7 minutes. Please be assured that we are not selling anything and the information you provide to us will be aggregated with others for reporting purposes. Please note that completing the survey does not guarantee that your property will be served by natural gas as part of this project. In addition,

please know that completing the survey is not an application for natural gas service. This survey includes cost saving estimates for switching to natural gas, as well as cost estimates for converting or replacing water heating and space heating equipment. Actual costs may vary based on market factors and your specific needs and preferences. No specific savings or cost amount is guaranteed. Click on the arrow below to continue

Choices

#	Code	Text	Open-End	Attributes
1	01	Yes, continue	None	Default , Visible
2	02	Refuse	None	Visible
			Show Right	
			Display only when selected: False	
			Height: 25px px	
3	50	If this is not your location	Width: 300px px	
			Max. Length:	
			Min. Length:	

Variables and References

Variables

#	Name	Type	Hide If	Min. Value	Max. Value
1	INTRO	Open-End	N/A		

Page Break

INT01 Type: Radio Button

Thank and Terminate

Choices

#	Code	Text	Open-End	Attributes
1	T1	THANK AND TERMINATE	None	Default , Visible

Skip Logic

Show If (INTRO = 02 or INTRO = 50)

Advanced Logic

Post-Answer Branching and Survey Exit

#	Destination	Condition	Auto Clean
1	Exit Survey (Empty)	INT01=T1	N/A

Variables and References

Variables

#	Name	Type	Hide If	Min. Value	Max. Value
1	INT01	Discrete	N/A		

Page Break

FSA Type: Text Answer

Please enter the 1st 3 characters of your postal code. For example, Z9Z.

Variables and References

Variables

#	Name	Type	Hide If	Min. Value	Max. Value
1	FSA	Text	N/A		

Page Break

BACK Type: Radio Button

Please enter a valid FSA Click on the arrow to go back

Choices

#	Code	Text	Open-End	Attributes
1	1	Go back	None	Default

Advanced Logic

Pre-Load Branching and Survey Exit

#	Destination	Condition	Auto Clean
1	+1	NOT(FSA=Z9Z)	False

Post-Answer Branching and Survey Exit

#	Destination	Condition	Auto Clean
1	FSA	BACK=1	False

Variables and References

Variables

#	Name	Type	Hide If	Min. Value	Max. Value
1	BACK	Discrete	N/A		

Page Break

BACK2 Type: Radio Button

Thank you for taking the time to fill out the survey. The link for this survey has expired. Click on the arrow to terminate the survey

Choices

#	Code	Text	Open-End	Attributes
1	1	Terminate survey	None	Default

Advanced Logic

Pre-Load Branching and Survey Exit

#	Destination	Condition	Auto Clean
1	+1	FSA=K0J OR FSA=K8A	False

Post-Answer Branching and Survey Exit

#	Destination	Condition	Auto Clean
1	Exit Survey (Empty)	BACK2=1	N/A

Variables and References

Variables

#	Name	Type	Hide If	Min. Value	Max. Value
1	BACK2	Discrete	N/A		

Page Break

COMMSEL Type: Radio Button

Please select the community you live in.



Choices

#	Code	Text	Open-End	Attributes
1	01	Sandy Hook Rd (County Rd 1)	None	Visible
2	02	Ridge Rd	None	Visible
3	03	County Road 1	None	Visible
4	04	County Rd 10	None	Visible
5	05	County Rd 11	None	Visible
6	06	Thompson Rd	None	Visible
7	07	County Rd 18	None	Visible
8	08	Fennell Crest	None	Visible
9	09	Factory Lane	None	Visible
10	10	Chourney Lane	None	Visible
11	11	Sandy Lane	None	Visible
12	12	Miller Road	None	Visible
13	13	CON 1	None	Visible
14	14	CON 2	None	Visible
15	15	Chourney Lane	None	Visible
16	16	Eames Road	None	Visible
17	17	Beckwith Street	None	Visible
18	18	Barratt's Lane	None	Visible
19	19	Martin Street	None	Visible
20	20	Mowbray Road	None	Visible
21	21	Curry Lane	None	Visible
22	22	Hidden Valley Rd	None	Visible

Choices

#	Code	Text	Open-End	Attributes
23	23	Mount Pleasant Court	None	Visible
24	24	Skyline Dr	None	Visible
25	25	Slalom Dr	None	Visible
26	26	Woodland Dr	None	Visible
27	27	Lakeview Cres	None	Visible
28	28	Valley Rd	None	Visible
29	29	Chalet Cres	None	Visible
30	30	Turner Dr	None	Visible
31	31	Highway 60	None	Visible
32	32	Morgans Rd	None	Visible
33	33	Grey Road 10 (Regional)	None	Visible
34	34	Grey Road 28	None	Visible
35	35	John Street	None	Visible
36	36	Barbara Street	None	Visible
37	37	Adam Street	None	Visible
38	38	Mill Street	None	Visible
39	39	Jacob Street	None	Visible
40	40	William Street	None	Visible
41	41	Forler Street	None	Visible
42	42	Stephana Street	None	Visible
43	43	Enoch Street	None	Visible
44	44	Queen Street	None	Visible
45	45	Concession Road 10 E	None	Visible
46	46	Concession Road 17	None	Visible
47	47	Concession Road 16	None	Visible

Choices

#	Code	Text	Open-End	Attributes
48	48	Concession Road 18	None	Visible
49	49	Grey Road 9	None	Visible
50	50	Normanby Bentinck Ext	None	Visible
51	51	David Winkler Pky	None	Visible
52	52	Concession Road 3	None	Visible
53	53	Alsop PL	None	Visible
54	54	Ball Rd	None	Visible
55	55	Concession Rd 5	None	Visible
56	56	Concession Rd 6	None	Visible
57	57	James PL	None	Visible
58	58	Lundy Dr	None	Visible
59	59	Moore St	None	Visible
60	60	Sandford Rd	None	Visible
61	61	Smith Dr	None	Visible
62	62	Taylor Dr	None	Visible
63	63	Bolton Dr	None	Visible
64	64	Centre RD	None	Visible
65	65	Davis Drive	None	Visible
66	66	Concession Rd 4	None	Visible
67	67	8th Line	None	Visible
68	68	7th Line	None	Visible
69	69	9th line	None	Visible
70	70	Merlenor CRT	None	Visible
71	71	Buckhorn Rd	None	Visible
72	72	Centre Line	None	Visible

Choices

#	Code	Text	Open-End	Attributes
73	73	Holden Rd	None	Visible
74	74	Concession 8	None	Visible
75	75	Selwyne Rd	None	Visible
76	76	County Road 23	None	Visible
77	77	Other (Please specify)	None	Visible

Advanced Logic

Pre-Load Branching and Survey Exit

#	Destination	Condition	Auto Clean
1	+1	1>0	False

Pre-Load Actions

#	Type	Description
---	------	-------------

-> 77 selections defined.

Selections

		Value	Inclusion Formula	Priority	Score Formula
1	Selection	01	COMMUNITY=3	77	
		02	COMMUNITY=3	76	
		03	COMMUNITY=3	75	
		04	COMMUNITY=3	74	
		05	COMMUNITY=3	73	
		06	COMMUNITY=3	72	
		07	COMMUNITY=3	71	
		08	COMMUNITY=3	70	
		09	COMMUNITY=3	69	
		10	COMMUNITY=3	68	

Pre-Load Actions

#	Type	Description
11	COMMUNITY=3	67
12	COMMUNITY=3	66
13	COMMUNITY=3	65
14	COMMUNITY=3	64
15	COMMUNITY=3	63
16	COMMUNITY=3	62
17	COMMUNITY=3	61
18	COMMUNITY=3	60
19	COMMUNITY=3	59
20	COMMUNITY=3	58
21	COMMUNITY=3	57
22	COMMUNITY=2	56
23	COMMUNITY=2	55
24	COMMUNITY=2	54
25	COMMUNITY=2	53
26	COMMUNITY=2	52
27	COMMUNITY=2	51
28	COMMUNITY=2	50
29	COMMUNITY=2	49
30	COMMUNITY=2	48
31	COMMUNITY=2	47
32	COMMUNITY=2	46
33	COMMUNITY=4	45

Pre-Load Actions

#	Type	Description
34	COMMUNITY=4	44
35	COMMUNITY=4	43
36	COMMUNITY=4	42
37	COMMUNITY=4	41
38	COMMUNITY=4	40
39	COMMUNITY=4	39
40	COMMUNITY=4	38
41	COMMUNITY=4	37
42	COMMUNITY=4	36
43	COMMUNITY=4	35
44	COMMUNITY=4	34
45	COMMUNITY=4	33
46	COMMUNITY=4	32
47	COMMUNITY=4	31
48	COMMUNITY=4	30
49	COMMUNITY=4	29
50	COMMUNITY=4	28
51	COMMUNITY=4	27
52	COMMUNITY=5	26
53	COMMUNITY=5	25
54	COMMUNITY=5	24
55	COMMUNITY=5	23
56	COMMUNITY=5	22

Pre-Load Actions

#	Type	Description
57	COMMUNITY=5	21
58	COMMUNITY=5	20
59	COMMUNITY=5	19
60	COMMUNITY=5	18
61	COMMUNITY=5	17
62	COMMUNITY=5	16
63	COMMUNITY=5	15
64	COMMUNITY=5	14
65	COMMUNITY=5	13
66	COMMUNITY=5	12
67	COMMUNITY=1	11
68	COMMUNITY=1	10
69	COMMUNITY=1	9
70	COMMUNITY=1	8
71	COMMUNITY=1	7
72	COMMUNITY=1	6
73	COMMUNITY=1	5
74	COMMUNITY=1	4
75	COMMUNITY=1	3
76	COMMUNITY=1	2
77	1>0	1

Variables and References

Variables

#	Name	Type	Hide If	Min. Value	Max. Value
1	COMMSEL	Discrete	N/A		

Page Break

COMM Type: Radio Button

Please select the community you live in.

Choices

#	Code	Text	Open-End	Attributes
1	01	Sandy Hook Rd (County Rd 1)	None	Visible
2	02	Ridge Rd	None	Visible
3	03	County Road 1	None	Visible
4	04	County Rd 10	None	Visible
5	05	County Rd 11	None	Visible
6	06	Thompson Rd	None	Visible
7	07	County Rd 18	None	Visible
8	08	Fennell Crest	None	Visible
9	09	Factory Lane	None	Visible
10	10	Chourney Lane	None	Visible
11	11	Sandy Lane	None	Visible
12	12	Miller Road	None	Visible
13	13	CON 1	None	Visible
14	14	CON 2	None	Visible
15	15	Chourney Lane	None	Visible
16	16	Eames Road	None	Visible
17	17	Beckwith Street	None	Visible
18	18	Barratt's Lane	None	Visible
19	19	Martin Street	None	Visible

Choices

#	Code	Text	Open-End	Attributes
20	20	Mowbray Road	None	Visible
21	21	Curry Lane	None	Visible
22	22	Hidden Valley Rd	None	Visible
23	23	Mount Pleasant Court	None	Visible
24	24	Skyline Dr	None	Visible
25	25	Slalom Dr	None	Visible
26	26	Woodland Dr	None	Visible
27	27	Lakeview Cres	None	Visible
28	28	Valley Rd	None	Visible
29	29	Chalet Cres	None	Visible
30	30	Turner Dr	None	Visible
31	31	Highway 60	None	Visible
32	32	Morgans Rd	None	Visible
33	33	Grey Road 10 (Regional)	None	Visible
34	34	Grey Road 28	None	Visible
35	35	John Street	None	Visible
36	36	Barbara Street	None	Visible
37	37	Adam Street	None	Visible
38	38	Mill Street	None	Visible
39	39	Jacob Street	None	Visible
40	40	William Street	None	Visible
41	41	Forler Street	None	Visible
42	42	Stephana Street	None	Visible
43	43	Enoch Street	None	Visible
44	44	Queen Street	None	Visible

Choices

#	Code	Text	Open-End	Attributes
45	45	Concession Road 10 E	None	Visible
46	46	Concession Road 17	None	Visible
47	47	Concession Road 16	None	Visible
48	48	Concession Road 18	None	Visible
49	49	Grey Road 9	None	Visible
50	50	Normanby Bentinck Ext	None	Visible
51	51	David Winkler Pky	None	Visible
52	52	Concession Road 3	None	Visible
53	53	Alsop PL	None	Visible
54	54	Ball Rd	None	Visible
55	55	Concession Rd 5	None	Visible
56	56	Concession Rd 6	None	Visible
57	57	James PL	None	Visible
58	58	Lundy Dr	None	Visible
59	59	Moore St	None	Visible
60	60	Sandford Rd	None	Visible
61	61	Smith Dr	None	Visible
62	62	Taylor Dr	None	Visible
63	63	Bolton Dr	None	Visible
64	64	Centre RD	None	Visible
65	65	Davis Drive	None	Visible
66	66	Concession Rd 4	None	Visible
67	67	8th Line	None	Visible
68	68	7th Line	None	Visible
69	69	9th line	None	Visible

Choices

#	Code	Text	Open-End	Attributes
70	70	Merlenor CRT	None	Visible
71	71	Buckhorn Rd	None	Visible
72	72	Centre Line	None	Visible
73	73	Holden Rd	None	Visible
74	74	Concession 8	None	Visible
75	75	Selwyne Rd	None	Visible
76	76	County Road 23	None	Visible
				Show Right
				Display only when selected: False
77	77	Other (Please specify)	Height: 25px px Width: 300px px Max. Length: Min. Length:	Visible

Variables and References

Variables

#	Name	Type	Hide If	Min. Value	Max. Value
1	COMM	Open-End	N/A		

Page Break

A3SEL Type: Radio Button

Choices

#	Code	Text	Open-End	Attributes
1	1	\$500	None	Visible
2	2	\$600	None	Visible

Advanced Logic

Pre-Load Branching and Survey Exit

#	Destination	Condition	Auto Clean
1	+1		False

Pre-Load Actions

#	Type	Description
		-> 2 selections defined.

Selections

#	Type	Value	Inclusion	Formula	Priority	Score	Formula
1	Selection	1		COMM=1			
		2		NOT(COMM=1)			

Variables and References

Variables

#	Name	Type	Hide If	Min. Value	Max. Value
1	A3SEL	Discrete	N/A		

Page Break

A4ASEL Type: Radio Button

Choices

#	Code	Text	Open-End	Attributes
1	1	\$550	None	Visible
2	2	\$500	None	Visible

Advanced Logic

Pre-Load Branching and Survey Exit

#	Destination	Condition	Auto Clean
1	+1		False

Pre-Load Actions

#	Type	Description
		-> 2 selections defined.

Selections

	Value	Inclusion Formula	Priority	Score	Formula
1	Selection				
	1	COMM=1			
	2	NOT(COMM=1)			

Variables and References

Variables

#	Name	Type	Hide If	Min. Value	Max. Value
1	A4ASEL	Discrete	N/A		

Page Break

A4BSEL Type: Radio Button

Choices

#	Code	Text	Open-End	Attributes
1	1	\$550	None	Visible
2	2	\$500	None	Visible

Advanced Logic

Pre-Load Branching and Survey Exit

#	Destination	Condition	Auto Clean
1	+1		False

Pre-Load Actions

#	Type	Description
1	Selection	-> 2 selections defined.

Pre-Load Actions

#	Type	Description
---	------	-------------

Selections

Value	Inclusion Formula	Priority	Score Formula
1	COMM=1		
2	NOT(COMM=1)		

Variables and References

#	Name	Type	Hide If	Min. Value	Max. Value
---	------	------	---------	------------	------------

Variables

1	A4BSEL	Discrete	N/A		
---	--------	----------	-----	--	--

Page Break

A4B2SEL Type: Radio Button

Choices

#	Code	Text	Open-End	Attributes
1	1	\$550	None	Visible
2	2	\$500	None	Visible

Advanced Logic

#	Destination	Condition	Auto Clean
---	-------------	-----------	------------

Pre-Load Branching and Survey Exit

1	+1		False
---	----	--	-------

Pre-Load Actions

#	Type	Description
1	Selection	-> 2 selections defined.

Pre-Load Actions

#	Type	Description
---	------	-------------

Selections

Value	Inclusion Formula	Priority	Score Formula
1	COMM=1		
2	NOT(COMM=1)		

Variables and References

Variables

#	Name	Type	Hide If	Min. Value	Max. Value
1	A4B2SEL	Discrete	N/A		

Page Break

A5SEL Type: Radio Button

Choices

#	Code	Text	Open-End	Attributes
1	1	\$550	None	Visible
2	2	\$500	None	Visible

Advanced Logic

Pre-Load Branching and Survey Exit

#	Destination	Condition	Auto Clean
1	+1		False

Pre-Load Actions

#	Type	Description
1	Selection	-> 2 selections defined.

Pre-Load Actions

#	Type	Description
---	------	-------------

Selections

Value	Inclusion Formula	Priority	Score Formula
1	COMM=1		
2	NOT(COMM=1)		

Variables and References

#	Name	Type	Hide If	Min. Value	Max. Value
---	------	------	---------	------------	------------

Variables

1	A5SEL	Discrete	N/A		
---	-------	----------	-----	--	--

Page Break

A6SEL Type: Radio Button

Choices

#	Code	Text	Open-End	Attributes
1	1	\$550	None	Visible
2	2	\$500	None	Visible

Advanced Logic

#	Destination	Condition	Auto Clean
---	-------------	-----------	------------

Pre-Load Branching and Survey Exit

1	+1		False
---	----	--	-------

Pre-Load Actions

#	Type	Description
1	Selection	-> 2 selections defined.

Pre-Load Actions

#	Type	Description
---	------	-------------

Selections

Value	Inclusion	Formula	Priority	Score	Formula
1		COMM=1			
2		NOT(COMM=1)			

Variables and References

Variables

#	Name	Type	Hide If	Min. Value	Max. Value
1	A6SEL	Discrete	N/A		

Page Break

SECTION Type: Radio Button

ENTER SECTION:

Choices

#	Code	Text	Open-End	Attributes
1	A	A	None	Visible
2	B	B	None	Visible
3	C	C	None	Visible
4	D	D	None	Visible
5	E	E	None	Visible

Advanced Logic

Pre-Load Branching and Survey Exit

#	Destination	Condition	Auto Clean
1	+1	1==1	False

Variables and References

Variables

#	Name	Type	Hide If	Min. Value	Max. Value
1	SECTION	Discrete	N/A		

Page Break

W5SEL Type: Radio Button

W5 Selection

Choices

#	Code	Text	Open-End	Attributes
1	1	\$50	None	Visible
2	2	\$15	None	Visible

Advanced Logic

Pre-Load Branching and Survey Exit

#	Destination	Condition	Auto Clean
1	+1	1>0	False

Pre-Load Actions

#	Type	Description
---	------	-------------

-> 2 selections defined.

Selections

#	Selection	Value	Inclusion Formula	Priority	Score Formula
1	Selection	1	COMMUNITY=1,2,4,5	1	
		2	COMMUNITY=3	1	

Variables and References

Variables

#	Name	Type	Hide If	Min. Value	Max. Value
1	W5SEL	Discrete	N/A		

Page Break

W5ASEL Type: Radio Button

W5A Selection

Choices

#	Code	Text	Open-End	Attributes
1	1	\$50	None	Visible
2	2	\$15	None	Visible

Advanced Logic

Pre-Load Branching and Survey Exit

#	Destination	Condition	Auto Clean
1	+1	1>0	False

Pre-Load Actions

#	Type	Description
		-> 2 selections defined.

Selections

1	Selection	Value	Inclusion Formula	Priority	Score Formula
		1	COMMUNITY=1,2,4,5	1	
		2	COMMUNITY=3	1	

Variables and References

Variables

#	Name	Type	Hide If	Min. Value	Max. Value
1	W5ASEL	Discrete	N/A		

Page Break

H5SEL Type: Radio Button

H5 Selection

Choices

#	Code	Text	Open-End	Attributes
1	1	\$2,100	None	Visible
2	2	\$2,000	None	Visible
3	3	\$1,800	None	Visible

Advanced Logic

Pre-Load Branching and Survey Exit

#	Destination	Condition	Auto Clean
1	+1	1>0	False

Pre-Load Actions

#	Type	Description
---	------	-------------

-> 3 selections defined.

Selections

		Value	Inclusion Formula	Priority	Score Formula
1	Selection	1	COMMUNITY=1,2,5	1	
		2	COMMUNITY=4	1	
		3	COMMUNITY=3	1	

Variables and References

Variables

#	Name	Type	Hide If	Min. Value	Max. Value
1	H5SEL	Discrete	N/A		

Page Break

H5ASEL Type: Radio Button

H5A Selection

Choices

#	Code	Text	Open-End	Attributes
1	1	\$150	None	Visible
2	2	\$200	None	Visible
3	3	\$45	None	Visible

Advanced Logic

Pre-Load Branching and Survey Exit

#	Destination	Condition	Auto Clean
1	+1	1>0	False

Pre-Load Actions

#	Type	Description
---	------	-------------

-> 3 selections defined.

Selections

		Value	Inclusion Formula	Priority	Score Formula
1	Selection	1	COMMUNITY=1,2,5	1	
		2	COMMUNITY=4	1	
		3	COMMUNITY=3	1	

Variables and References

Variables

#	Name	Type	Hide If	Min. Value	Max. Value
1	H5ASEL	Discrete	N/A		

Page Break

H6SEL Type: Radio Button

H6 Selection

Choices

#	Code	Text	Open-End	Attributes
1	1	\$800	None	Visible
2	2	\$800	None	Visible
3	3	\$800	None	Visible

Advanced Logic

Pre-Load Branching and Survey Exit

#	Destination	Condition	Auto Clean
1	+1	1>0	False

Pre-Load Actions

#	Type	Description
---	------	-------------

-> 3 selections defined.

Selections

		Value	Inclusion Formula	Priority	Score Formula
1	Selection	1	COMMUNITY=1,2,5	1	
		2	COMMUNITY=4	1	
		3	COMMUNITY=3	1	

Variables and References

Variables

#	Name	Type	Hide If	Min. Value	Max. Value
1	H6SEL	Discrete	N/A		

Page Break

H7SEL Type: Radio Button

H7 Selection

Choices

#	Code	Text	Open-End	Attributes
1	1	\$150	None	Visible
2	2	\$200	None	Visible
3	3	\$45	None	Visible

Advanced Logic

Pre-Load Branching and Survey Exit

#	Destination	Condition	Auto Clean
1	+1	1>0	False

Pre-Load Actions

#	Type	Description
---	------	-------------

-> 3 selections defined.

Selections

		Value	Inclusion Formula	Priority	Score Formula
1	Selection	1	COMMUNITY=1,2,5	1	
		2	COMMUNITY=4	1	
		3	COMMUNITY=3	1	

Variables and References

Variables

#	Name	Type	Hide If	Min. Value	Max. Value
1	H7SEL	Discrete	N/A		

Page Break

H8SEL Type: Radio Button

H8 Selection

Choices

#	Code	Text	Open-End	Attributes
1	1	9%	None	Visible
2	2	12%	None	Visible
3	3	3%	None	Visible

Advanced Logic

Pre-Load Branching and Survey Exit

#	Destination	Condition	Auto Clean
1	+1	1>0	False

Pre-Load Actions

#	Type	Description
---	------	-------------

-> 3 selections defined.

Selections

		Value	Inclusion Formula	Priority	Score Formula
1	Selection	1	COMMUNITY=1,2,5	1	
		2	COMMUNITY=4	1	
		3	COMMUNITY=3	1	

Variables and References

Variables

#	Name	Type	Hide If	Min. Value	Max. Value
1	H8SEL	Discrete	N/A		

Page Break

H9SEL Type: Radio Button

H9 Selection

Choices

#	Code	Text	Open-End	Attributes
1	1	\$1,500	None	Visible
2	2	\$1,350	None	Visible

Advanced Logic

Pre-Load Branching and Survey Exit

#	Destination	Condition	Auto Clean
1	+1	1>0	False

Pre-Load Actions

#	Type	Description
		-> 2 selections defined.

Selections

#	Type	Value	Inclusion Formula	Priority	Score Formula
1	Selection	1	COMMUNITY=1,2,3,5	1	
		2	COMMUNITY=4	1	

Variables and References

Variables

#	Name	Type	Hide If	Min. Value	Max. Value
1	H9SEL	Discrete	N/A		

Page Break

H5WWH_SEL Type: Radio Button

H5 WWH Selection

Choices

#	Code	Text	Open-End	Attributes
1	1	\$2,800	None	Visible

Choices

#	Code	Text	Open-End	Attributes
2	2	\$2,650	None	Visible
3	3	\$2,400	None	Visible

Advanced Logic

Pre-Load Branching and Survey Exit

#	Destination	Condition	Auto Clean
1	+1	1>0	False

Pre-Load Actions

#	Type	Description
---	------	-------------

-> 3 selections defined.

Selections

		Value	Inclusion Formula	Priority	Score Formula
1	Selection	1	COMMUNITY=1,2,5	1	
		2	COMMUNITY=4	1	
		3	COMMUNITY=3	1	

Variables and References

Variables

#	Name	Type	Hide If	Min. Value	Max. Value
1	H5WWH_SEL	Discrete	N/A		

Page Break

H5AWWH_SEL Type: Radio Button

H5A WWH Selection

Choices

#	Code	Text	Open-End	Attributes
1	1	\$200	None	Visible
2	2	\$250	None	Visible
3	3	\$60	None	Visible

Advanced Logic

Pre-Load Branching and Survey Exit

#	Destination	Condition	Auto Clean
1	+1	1>0	False

Pre-Load Actions

#	Type	Description
---	------	-------------

-> 3 selections defined.

Selections

		Value	Inclusion Formula	Priority	Score Formula
1	Selection	1	COMMUNITY=1,2,5	1	
		2	COMMUNITY=4	1	
		3	COMMUNITY=3	1	

Variables and References

Variables

#	Name	Type	Hide If	Min. Value	Max. Value
1	H5AWWH_SEL	Discrete	N/A		

Page Break

H7WWH_SEL Type: Radio Button

H7 WWH Selection

Choices

#	Code	Text	Open-End	Attributes
1	1	\$200	None	Visible
2	2	\$250	None	Visible
3	3	\$60	None	Visible

Advanced Logic

Pre-Load Branching and Survey Exit

#	Destination	Condition	Auto Clean
1	+1	1>0	False

Pre-Load Actions

#	Type	Description
---	------	-------------

-> 3 selections defined.

Selections

		Value	Inclusion Formula	Priority	Score Formula
1	Selection	1	COMMUNITY=1,2,5	1	
		2	COMMUNITY=4	1	
		3	COMMUNITY=3	1	

Variables and References

Variables

#	Name	Type	Hide If	Min. Value	Max. Value
1	H7WWH_SEL	Discrete	N/A		

Page Break

H8WWH_SEL Type: Radio Button

H8 WWH Selection

Choices

#	Code	Text	Open-End	Attributes
1	1	9%	None	Visible
2	2	12%	None	Visible
3	3	3%	None	Visible

Advanced Logic

Pre-Load Branching and Survey Exit

#	Destination	Condition	Auto Clean
1	+1	1>0	False

Pre-Load Actions

#	Type	Description
---	------	-------------

-> 3 selections defined.

Selections

		Value	Inclusion Formula	Priority	Score Formula
1	Selection	1	COMMUNITY=1,2,5	1	
		2	COMMUNITY=4	1	
		3	COMMUNITY=3	1	

Variables and References

Variables

#	Name	Type	Hide If	Min. Value	Max. Value
1	H8WWH_SEL	Discrete	N/A		

Page Break

H10WWH_SEL Type: Radio Button

H10 WWH Selection

Choices

#	Code	Text	Open-End	Attributes
1	1	\$2,000	None	Visible
2	2	\$1,800	None	Visible

Advanced Logic

Pre-Load Branching and Survey Exit

#	Destination	Condition	Auto Clean
1	+1	1>0	False

Pre-Load Actions

#	Type	Description
		-> 2 selections defined.

Selections

	Value	Inclusion Formula	Priority	Score Formula
1	Selection	1	COMMUNITY=1,2,3,5	1
		2	COMMUNITY=4	1

Variables and References

Variables

#	Name	Type	Hide If	Min. Value	Max. Value
1	H10WWH_SEL	Discrete	N/A		

Page Break

PHONE Type: Text Answer

Phone

Advanced Logic

Pre-Load Branching and Survey Exit

#	Destination	Condition	Auto Clean
1	+1	1	False

Variables and References

Variables

#	Name	Type	Hide If	Min. Value	Max. Value
1	PHONE	Text	N/A		

Page Break

LNAME Type: Text Answer

LNAME

Advanced Logic

Pre-Load Branching and Survey Exit

#	Destination	Condition	Auto Clean
1	+1	1==1	False
2	+1	NOT (1==1)	False

Variables and References

Variables

#	Name	Type	Hide If	Min. Value	Max. Value
1	LNAME	Text	N/A		

Page Break

FNAME Type: Text Answer

FNAME

Advanced Logic

Pre-Load Branching and Survey Exit

#	Destination	Condition	Auto Clean
1	+1	1==1	False
2	+1	NOT (1==1)	False

Variables and References

Variables

#	Name	Type	Hide If	Min. Value	Max. Value
1	FNAME	Text	N/A		

Page Break

STRNU Type: Text Answer

STREET_NU

Advanced Logic

Pre-Load Branching and Survey Exit

#	Destination	Condition	Auto Clean
1	+1	1==1	False
2	+1	NOT (1==1)	False

Variables and References

Variables

#	Name	Type	Hide If	Min. Value	Max. Value
1	STRNU	Text	N/A		

Page Break

STRNAM Type: Text Answer

STREET_NAM

Advanced Logic

Pre-Load Branching and Survey Exit

#	Destination	Condition	Auto Clean
1	+1	1==1	False
2	+1	NOT (1==1)	False

Variables and References

Variables

#	Name	Type	Hide If	Min. Value	Max. Value
1	STRNAM	Text	N/A		

Page Break

SUITE Type: Text Answer

SUITE

Advanced Logic

Pre-Load Branching and Survey Exit

#	Destination	Condition	Auto Clean
1	+1	1==1	False
2	+1	NOT (1==1)	False

Variables and References

Variables

#	Name	Type	Hide If	Min. Value	Max. Value
1	SUITE	Text	N/A		

Page Break

CITY Type: Text Answer

CITY

Advanced Logic

Pre-Load Branching and Survey Exit

#	Destination	Condition	Auto Clean
1	+1	1==1	False
2	+1	NOT (1==1)	False

Variables and References

Variables

#	Name	Type	Hide If	Min. Value	Max. Value
1	CITY	Text	N/A		

Page Break

PROV Type: Text Answer

PROV

Advanced Logic

Pre-Load Branching and Survey Exit

#	Destination	Condition	Auto Clean
1	+1	1==1	False
2	+1	NOT (1==1)	False

Variables and References

Variables

#	Name	Type	Hide If	Min. Value	Max. Value
1	PROV	Text	N/A		

Page Break

POSTAL Type: Text Answer

POSTALCODE

Advanced Logic

Pre-Load Branching and Survey Exit

#	Destination	Condition	Auto Clean
1	+1	1==1	False
2	+1	NOT (1==1)	False

Variables and References

Variables

#	Name	Type	Hide If	Min. Value	Max. Value
1	POSTAL	Text	N/A		

Page Break

EXPA Type: Text Answer

In Expansion Area?

Advanced Logic

Pre-Load Branching and Survey Exit

#	Destination	Condition	Auto Clean
1	+1	1==1	False
2	+1	NOT (1==1)	False

Variables and References

Variables

#	Name	Type	Hide If	Min. Value	Max. Value
1	EXPA	Text	N/A		

Page Break

INT06 Type: Radio Button

Good morning/evening. My name is _____ and I am calling/visiting from Forum Research on behalf of Union Gas. We are conducting a survey to assist in determining whether natural gas will be extended to Northshore Road, Peninsula Road, and Trout Lake Road in North Bay. Are you 18 years or older and the person responsible for making energy decisions for the property on Northshore Road, Peninsula Road, or Trout Lake Road in North Bay?(INTERVIEWER NOTE: ONLY CONTINUE IF YES)The results of this survey are very important, as they will also help

us to evaluate whether extending the gas system can be proposed to the Ontario Energy Board later this year. I want to assure you that we are not selling anything and the information you provide to us will be aggregated with others for reporting purposes. May I speak with [FNAME] [LNAME]? [IF YES, SPEAKING, CONTINUE] [IF YES, I'LL GET THEM, REINTRODUCE] [IF NO, NOT AVAILABLE, SCHEDULE CALLBACK THEN THANK & TERMINATE]
 INTERVIEWER NOTE: IF RESPONDENT IS HESITANT TO BEGIN THE SURVEY, YOU CAN PROVIDE THE CONTACT DETAILS FOR UNION GAS: ``IF YOU'D LIKE, I CAN GIVE YOU THE CONTACT DETAILS FOR THE PERSON AT UNION GAS WHO CAN PROVIDE YOU WITH MORE INFORMATION ABOUT THIS SURVEY: Ali Zulfqar, PMP Senior Market Researcher, Market Research & Analysis | Distribution Marketing Union Gas Limited | An Enbridge Company TEL: 519-436-4600 Ext 5002339 | zali@uniongas.com 50 Keil Drive North, P.O. Box 2001, Chatham, ON N7M 5M1

Choices

#	Code	Text	Open-End	Attributes
1	01	Yes, continue	None	Visible
2	02	Refused	None	Visible
3	03	Call Back with an appointment	None	
4	04	Answering Machine	None	
5	05	Vacation	None	
6	XX	STRONG REFUSAL 'Don't call again'	None	
7	06	Terminated	None	
8	07	Language difficulty/Hearing impaired	None	
9	08	Not In/No Answer/Call Back without appointment	None	
10	09	Wrong Number	None	
11	10	Not in Service	None	
12	11	Busy line	None	
13	12	Quota Full	None	
14	13	DUPLICATE PHONE #/CUSTOMER ALREADY SURVEYED	None	
15	P1	Dialer - No answer	None	
16	P2	Dialer - Busy	None	
17	P3	Dialer - Operator intercept	None	
18	P4	Dialer - Dropped call	None	

Choices

#	Code	Text	Open-End Attributes
19	P5	Dialer - Answering machine	None
20	P6	Dialer - Fax/modem	None
21	P7	Dialer - No dial tone	None
22	P8	Dialer - Other	None

Advanced Logic

Post-Answer Branching and Survey Exit

#	Destination	Condition	Auto Clean
1	REFNUM	INT06=02	False
2	CB	INT06=03	False
3	Exit Survey (Empty) Redirect to URL	INT06=04	N/A
4	Exit Survey (Empty) Redirect to URL	INT06=05	N/A
5	Exit Survey (Empty) Redirect to URL	INT06=XX	N/A
6	Exit Survey (Empty) Redirect to URL	INT06=07	N/A
7	Exit Survey (Empty) Redirect to URL	INT06=08	N/A
8	Exit Survey (Empty) Redirect to URL	INT06=09	N/A
9	Exit Survey (Empty) Redirect to URL	INT06=10	N/A
10	Exit Survey (Empty) Redirect to URL	INT06=11	N/A
11	Exit Survey (Empty) Redirect to URL	INT06=13	N/A

Variables and References

Variables

#	Name	Type	Hide If	Min. Value	Max. Value
1	INT06	Discrete	N/A		

Page Break

REFNUM Type: Text Answer

INTERVIEWER: ENTER RESPONDENT'S PHONE NUMBER:

Advanced Logic

Pre-Load Branching and Survey Exit

#	Destination	Condition	Auto Clean
1	+2	NOT(INT06=02)	False

Variables and References

Variables

#	Name	Type	Hide If	Min. Value	Max. Value
1	REFNUM	Text	N/A		

Page Break

SKEND Type: Text Answer

Advanced Logic

Pre-Load Branching and Survey Exit

#	Destination	Condition	Auto Clean
1	Exit Survey (Empty) Redirect to URL	INT06=02	N/A
2	+1	NOT (INT06=02)	False

Variables and References

Variables

#	Name	Type	Hide If	Min. Value	Max. Value
1	SKEND	Text	N/A		

Page Break

SCR3 Type: Radio Button

Do you own or rent this property?

Choices

#	Code	Text	Open-End	Attributes
1	1	Own	None	Visible
2	2	Rent (enter email address and phone number of the property owner)	Show Below Display only when selected: False Height: px Width: px Max. Length: Min. Length:	Visible
3	3	Do not live in area	None	Visible

Variables and References

Variables

#	Name	Type	Hide If	Min. Value	Max. Value
1	SCR3	Open-End	N/A		

Page Break

INT02 Type: Radio Button

Thank you for your time. These are all the questions we have for you at this time. Click on the arrow below to terminate the survey

Choices

#	Code	Text	Open-End	Attributes
1	T2	THANK & TERMINATE	None	Default

Advanced Logic

Pre-Load Branching and Survey Exit

#	Destination	Condition	Auto Clean
1	+1	SCR3=1	True

Post-Answer Branching and Survey Exit

#	Destination	Condition	Auto Clean
1	Exit Survey (Empty) Redirect to URL	INT02=T2	N/A

Variables and References

Variables

#	Name	Type	Hide If	Min. Value	Max. Value
1	INT02	Discrete	N/A		

Page Break

SCR4 Type: Radio Button

Please select your gender.

Choices

#	Code	Text	Open-End	Attributes
1	1	Male	None	Visible
2	2	Female	None	Visible

Variables and References

Variables

#	Name	Type	Hide If	Min. Value	Max. Value
1	SCR4	Discrete	N/A		

Page Break

SCR5 Type: Radio Button

Which of the following best describes the building (or buildings) at this location?

Choices

#	Code	Text	Open-End	Attributes
1	1	Agriculture	None	Visible
2	2	Commercial	None	Visible

Choices

#	Code	Text	Open-End	Attributes
3	3	Farm	None	Visible
4	4	Industrial	None	Visible
5	5	Residential	None	Visible
6	6	Both Residence and a Business	None	Visible

Variables and References

Variables

#	Name	Type	Hide If	Min. Value	Max. Value
1	SCR5	Discrete	N/A		

Page Break

SCR6 Type: Numeric Answer

On average, how much is your annual heating cost for this premise including taxes? Enter a numeric response, for example 40000 Please enter 99999 if you would like to leave blank

Variables and References

Variables

#	Name	Type	Hide If	Min. Value	Max. Value
1	SCR6		N/A		99999

Page Break

H1A Type: Radio Button

What is the primary energy source of heat for this premise? Is it...?

Choices

#	Code	Text	Open-End	Attributes
1	01	Oil	None	Visible
2	02	Propane	None	Visible
3	03	Electricity	None	Visible

Choices

#	Code	Text	Open-End	Attributes
4	04	Wood	None	Visible
5	06	Heat pump such as a geothermal system	None	Visible
6	05	No heating	None	Visible , Fixed
			Show Below	
			Display only when selected: False	
7	50	Other (SPECIFY)	Height: px Width: px Max. Length: Min. Length:	Visible , Fixed

Advanced Logic

Post-Answer Branching and Survey Exit

#	Destination	Condition	Auto Clean
1	W1	H1A=05	True

Variables and References

Variables

#	Name	Type	Hide If	Min. Value	Max. Value
1	H1A	Open-End	N/A		

Page Break

H1B1 Type: Radio Button

What type of system provides the primary source of heat for this premise? Is it...?

Choices

#	Code	Text	Open-End	Attributes
1	01	Oil Forced Air	None	Visible
2	02	Oil Boiler (Hot Water Radiators)	None	Visible
3	03	Oil fireplace	None	Visible

Advanced Logic



Pre-Load Branching and Survey Exit

#	Destination	Condition	Auto Clean
1	+1	NOT(H1A=01)	True

Variables and References



Variables

#	Name	Type	Hide If	Min. Value	Max. Value
1	H1B1	Discrete	N/A		

Page Break

H1B2 Type: Radio Button

What type of system provides the primary source of heat for this premise? Is it...?



Choices

#	Code	Text	Open-End	Attributes
1	01	Propane Forced Air	None	Visible
2	02	Propane Boiler (Hot Water Radiators)	None	Visible
3	03	Propane fireplace	None	Visible


Advanced Logic



Pre-Load Branching and Survey Exit

#	Destination	Condition	Auto Clean
1	+1	NOT(H1A=02)	True

Variables and References



Variables

#	Name	Type	Hide If	Min. Value	Max. Value
1	H1B2	Discrete	N/A		

Page Break

H1B3 Type: Radio Button

What type of system provides the primary source of heat for this premise? Is it...?

Choices

#	Code	Text	Open-End	Attributes
1	01	Electric Forced Air	None	Visible
2	02	Electric Baseboard	None	Visible
3	03	Geothermal	None	
4	04	Heat pump such as a geothermal system	None	Visible

Advanced Logic

Pre-Load Branching and Survey Exit

#	Destination	Condition	Auto Clean
1	+1	NOT(H1A=03)	True

Variables and References

Variables

#	Name	Type	Hide If	Min. Value	Max. Value
1	H1B3	Discrete	N/A		

Page Break

H1B4 Type: Radio Button

What type of system provides the primary source of heat for this premise? Is it...?

Choices

#	Code	Text	Open-End	Attributes
1	01	Wood Forced Air	None	Visible
2	02	Wood Stoves/Fireplace	None	Visible
3	03	Outdoor wood furnace	None	Visible

Advanced Logic

Pre-Load Branching and Survey Exit

#	Destination	Condition	Auto Clean
1	+1	NOT(H1A=04)	True

Variables and References

Variables

#	Name	Type	Hide If	Min. Value	Max. Value
1	H1B4	Discrete	N/A		

Page Break

NEW1 Type: Radio Button

What kind of heat pump do you have?

Choices

#	Code	Text	Open-End	Attributes
1	01	Geothermal or ground source heat pump	None	Visible
2	02	Air Source Heat Pump	None	Visible
			Show Right	
			Display only when selected: False	
3	50	Other (PLEASE SPECIFY)	Height: 25px px Width: 300px px Max. Length: Min. Length:	Visible

Advanced Logic

Pre-Load Branching and Survey Exit

#	Destination	Condition	Auto Clean
1	+1	NOT (H1B3=04 OR H1A=06)	False

Variables and References

Variables

#	Name	Type	Hide If	Min. Value	Max. Value
1	NEW1	Open-End	N/A		

Page Break

NEW2 Type: Radio Button

How knowledgeable would you say that you are about heat pumps including air source heat pumps, geothermal or ground source heating and cooling systems for homes?

Choices

#	Code	Text	Open-End	Attributes
1	1	Very knowledgeable	None	Visible
2	2	Somewhat knowledgeable	None	Visible
3	3	Not very knowledgeable	None	Visible
4	4	Never heard of it	None	Visible

Advanced Logic

Pre-Load Branching and Survey Exit

#	Destination	Condition	Auto Clean
1	+3	H1B3=04 OR H1A=06	False

Variables and References

Variables

#	Name	Type	Hide If	Min. Value	Max. Value
1	NEW2	Discrete	N/A		

Page Break

NEW2B Type: Radio Button

A heat pump is an electrically driven device that can provide heating by transferring thermal energy from the earth or air into your home. Many heat pumps can also operate in the opposite direction, cooling the home by removing the heat from the inside and sending it outdoors or into the ground. Common types are air source heat pumps and ground source heat pumps (sometimes called geothermal systems). Many homes in moderate climates can rely on these systems to heat

or cool their homes year-round; however, in colder climates a specialized “cold climate” heat pump or a supplementary heating source is usually needed. Because heat pumps use electricity to move thermal energy to heat and cool your home, they are more efficient than traditional heating and cooling systems which could result in lower annual operating costs compared to other energy sources. However, these systems can have a high upfront cost, and may require modification to ducting designed for a forced-air furnace or central air conditioning system to distribute hot and cold air in your home. Upgrades to your electrical panel may also be required to accommodate a heat pump. Government incentives are currently available to bring down the cost.

Choices

#	Code	Text	Open-End	Attributes
1	1	continue	None	Default

Advanced Logic

Pre-Load Branching and Survey Exit

#	Destination	Condition	Auto Clean
1	+1	NOT (NEW2=3 OR NEW2=4)	False

Variables and References

Variables

#	Name	Type	Hide If	Min. Value	Max. Value
1	NEW2B	Discrete	N/A		

Page Break

NEW3 Type: Radio Button

How likely would you be to seek out more information about installing a heat pump heating and cooling system for your home?

Choices

#	Code	Text	Open-End	Attributes
1	1	Extremely likely	None	Visible
2	2	Very likely	None	Visible
3	3	Likely	None	Visible
4	4	Not very likely	None	Visible

Choices

#	Code	Text	Open-End	Attributes
5	5	Not at all likely	None	Visible
6	6	Don't Know	None	Visible

Advanced Logic

Pre-Load Branching and Survey Exit

#	Destination	Condition	Auto Clean
1	+1	H1B3=04 OR H1A=06	False

Variables and References

Variables

#	Name	Type	Hide If	Min. Value	Max. Value
1	NEW3	Discrete	N/A		

Page Break

H2 Type: Numeric Answer

How old is your heating system? Please enter the number of years
 Enter 98 if LESS THAN ONE YEAR
 Enter 99 if Don't know

Variables and References

Variables

#	Name	Type	Hide If	Min. Value	Max. Value
1	H2		N/A		99

Page Break

H3 Type: Radio Button

How likely are you to replace your heating system in the next 2 years? Are you...?

Choices

#	Code	Text	Open-End	Attributes
1	5	Extremely likely	None	Visible
2	4	Very likely	None	Visible
3	3	Likely	None	Visible
4	2	Not very likely	None	Visible
5	1	Not at all likely	None	Visible
6	9	Don't know	None	Visible

Variables and References

Variables

#	Name	Type	Hide If	Min. Value	Max. Value
1	H3	Discrete	N/A		

Page Break

W1 Type: Radio Button

Now, I would like to ask you a few questions about your water heater. What is the MAIN fuel source for heating your water?

Choices

#	Code	Text	Open-End	Attributes
1	01	Propane	None	Visible
2	02	Oil	None	Visible
3	03	Electricity	None	Visible
4	04	Wood	None	Visible
5	05	Geothermal/Ground source	None	Visible
6	50	Other (Specify)	<div style="text-align: center;"> Show Below <hr/> Display only when selected: False <hr/> Height: px <hr/> Width: px <hr/> Max. Length: </div>	Visible

Choices

#	Code	Text	Open-End	Attributes
			Min. Length:	

Variables and References

Variables

#	Name	Type	Hide If	Min. Value	Max. Value
1	W1	Open-End	N/A		

Page Break

W2 Type: Radio Button

How old is your water heater?

Choices

#	Code	Text	Open-End	Attributes
1	1	5 years or less	None	Visible
2	2	6 to 10 years old	None	Visible
3	3	11 to 15 years old	None	Visible
4	4	16 to 25 years old	None	Visible
5	5	Over 25 years old	None	Visible
6	9	Don't know	None	Visible

Variables and References

Variables

#	Name	Type	Hide If	Min. Value	Max. Value
1	W2	Discrete	N/A		

Page Break

W3 Type: Radio Button

Is your water heater owned or rented?

Choices

#	Code	Text	Open-End	Attributes
1	1	Owned	None	Visible
2	2	Rented	None	Visible
3	9	Don't know	None	Visible

Advanced Logic

Post-Answer Branching and Survey Exit

#	Destination	Condition	Auto Clean
1	H5	W3=9	True

Variables and References

Variables

#	Name	Type	Hide If	Min. Value	Max. Value
1	W3	Discrete	N/A		

Page Break

W5 Type: Radio Button

The purchase and installation of a typical natural gas water heater costs about \$1,700 including taxes depending on the complexity of the installation. However, with natural gas, you could save up to \$250 compared to propane water heating costs every year, or [W5SEL] compared to electric water heating costs. The federal carbon pricing program will result in increases to natural gas prices over time. The federal carbon charge is currently 9.79 cents per cubic meter, making up approximately 15% of the total natural gas bill for a typical home. The federal carbon charge will increase each year, reaching 18.11 cents per cubic meter in 2025 and 32.40 cents per cubic meter in 2030. This could diminish savings relative to an electric water heater. Federal carbon charges also apply to propane. Considering this, how likely are you to convert your water heater to natural gas? Would you say you are...?

Choices

#	Code	Text	Open-End	Attributes
1	5	Extremely likely	None	Visible
2	4	Very likely	None	Visible

Choices

#	Code	Text	Open-End	Attributes
3	3	Likely	None	Visible
4	2	Not very likely	None	Visible
5	1	Not at all likely	None	Visible

Advanced Logic

Pre-Load Branching and Survey Exit

#	Destination	Condition	Auto Clean
1	+1	NOT(W3=1)	True

Variables and References

Variables

#	Name	Type	Hide If	Min. Value	Max. Value
1	W5	Discrete	N/A		

Page Break

W5A Type: Radio Button

Natural Gas water heaters can also be rented. Typical monthly rental rates range from \$23 per month to \$30 per month including taxes. Depending on the specific style of your premises, the property owner may incur additional expenses for the conversion. However, with natural gas, you could save up to \$250 compared to propane water heating costs every year, or [W5ASEL] compared to electric water heating costs. The federal carbon pricing program will result in increases to natural gas prices over time. The federal carbon charge is currently 9.79 cents per cubic meter, making up approximately 15% of the total natural gas bill for a typical home. The federal carbon charge will increase each year, reaching 18.11 cents per cubic meter in 2025 and 32.40 cents per cubic meter in 2030. This could diminish savings relative to an electric water heater. Federal carbon charges also apply to propane. Considering this, how likely are you to convert your water heater to natural gas? Would you say you are...?

Choices

#	Code	Text	Open-End	Attributes
1	5	Extremely likely	None	Visible

Choices

#	Code	Text	Open-End	Attributes
2	4	Very likely	None	Visible
3	3	Likely	None	Visible
4	2	Not very likely	None	Visible
5	1	Not at all likely	None	Visible

Advanced Logic

Pre-Load Branching and Survey Exit

#	Destination	Condition	Auto Clean
1	+1	NOT(W3=2)	True

Variables and References

Variables

#	Name	Type	Hide If	Min. Value	Max. Value
1	W5A	Discrete	N/A		

Page Break

H5 Type: Radio Button

Converting your heating system to natural gas requires some initial investment by the property owner. The cost of converting a residential heating system to a natural gas high efficiency furnace or boiler is in the range of \$4,500 to \$5,500 including taxes depending on the type of equipment you currently have. In addition to the cost of converting your heating equipment, an average home would be required to make a financial contribution toward the cost of constructing the pipeline, which will be split into monthly payments based on how much gas you use. With the surcharge added, an average home will save approximately [H5SEL] per year by switching heating equipment to natural gas. Savings are likely greater for businesses. Considering this, how likely are you to convert your heating system to natural gas? Would you say...?

Choices

#	Code	Text	Open-End	Attributes
1	5	Extremely likely	None	Visible
2	4	Very likely	None	Visible

Choices

#	Code	Text	Open-End	Attributes
3	3	Likely	None	Visible
4	2	Not very likely	None	Visible
5	1	Not at all likely	None	Visible

Advanced Logic

Pre-Load Branching and Survey Exit

#	Destination	Condition	Auto Clean
1	+1	NOT((H1A=01 AND H1B1=01,02) AND (W5=1,2 OR W5A=1,2 or W3=9))	True

Variables and References

Variables

#	Name	Type	Hide If	Min. Value	Max. Value
1	H5	Discrete	N/A		

Page Break

H5A Type: Radio Button

Converting your heating system to natural gas requires some initial investment by the property owner. The cost of converting a residential heating system to a natural gas high efficiency furnace is in the range of \$4,500 to \$5,500 including taxes depending on the type of equipment you currently have. In addition to the cost of converting your heating equipment, an average home would be required to make a financial contribution toward the cost of constructing the pipeline, which will be split into monthly payments based on how much gas you use. With the surcharge added, an average home will save approximately [H5ASEL] per year by switching electric heating equipment to natural gas. Savings are likely greater for businesses. The federal carbon pricing program will result in increases to natural gas prices over time. The federal carbon charge is currently 9.79 cents per cubic meter, making up approximately 15% of the total natural gas bill for a typical home. The federal carbon charge will increase each year, reaching 18.11 cents per cubic meter in 2025 and 32.40 cents per cubic meter in 2030. This could diminish savings relative to an electric water heater. Considering this, how likely are you to convert your heating system to natural gas? Would you say...?

Choices

#	Code	Text	Open-End	Attributes
1	5	Extremely likely	None	Visible
2	4	Very likely	None	Visible
3	3	Likely	None	Visible
4	2	Not very likely	None	Visible
5	1	Not at all likely	None	Visible

Advanced Logic

Pre-Load Branching and Survey Exit

#	Destination	Condition	Auto Clean
1	+1	NOT(H1A=03 AND H1B3=01 AND (W5=1,2 OR W5A=1,2 OR W3=9))	True

Variables and References

Variables

#	Name	Type	Hide If	Min. Value	Max. Value
1	H5A	Discrete	N/A		

Page Break

H6 Type: Radio Button

Converting your heating system to natural gas requires some initial investment by the property owner. The cost of converting your existing heating system to natural gas is likely in the range of \$400 to \$1,000 including taxes depending on the type of equipment you currently have. In addition to the cost of converting your heating equipment, an average home would be required to make a financial contribution toward the cost of constructing the pipeline, which will be split into monthly payments based on how much gas you use. With the surcharge added, an average home will save approximately [H6SEL] per year by switching heating equipment to natural gas. Savings are likely greater for businesses. Considering this, how likely are you to convert your heating system to natural gas? Would you say...?

Choices

#	Code	Text	Open-End	Attributes
1	5	Extremely likely	None	Visible

Choices

#	Code	Text	Open-End	Attributes
2	4	Very likely	None	Visible
3	3	Likely	None	Visible
4	2	Not very likely	None	Visible
5	1	Not at all likely	None	Visible

Advanced Logic

Pre-Load Branching and Survey Exit

#	Destination	Condition	Auto Clean
1	+1	NOT(H1A=02 AND H1B2=01,02 AND (W5=1,2 OR W5A=1,2 OR W3=9))	True

Variables and References

Variables

#	Name	Type	Hide If	Min. Value	Max. Value
1	H6	Discrete	N/A		

Page Break

H7 Type: Radio Button

Converting your heating system to natural gas requires some initial investment by the property owner. The cost of converting a residential heating system to a high efficiency natural gas furnace and adding ducting is likely to be about \$12,500 including taxes depending on the specific style and/or size of your premise. Another option would be to install a natural gas fireplace or space heater to heat the main living area, at an estimated cost of \$4,500 - \$5,000. In addition to the cost of converting your heating equipment, an average home would be required to make a financial contribution toward the cost of constructing the pipeline, which will be split into monthly payments based on how much gas you use. With the surcharge added, an average home will save approximately [H7SEL] per year by switching electric heating equipment to natural gas. Savings are likely greater for businesses. The federal carbon pricing program will result in increases to natural gas prices over time. The federal carbon charge is currently 9.79 cents per cubic meter, making up approximately 15% of the total natural gas bill for a typical home. The federal carbon charge will increase each year, reaching 18.11 cents per cubic meter in 2025 and 32.40 cents per cubic meter in 2030. This could diminish savings relative to electricity. Considering this, how likely are you to convert your heating system to natural gas? Would you say...?

Choices

#	Code	Text	Open-End	Attributes
1	5	Extremely likely	None	Visible
2	4	Very likely	None	Visible
3	3	Likely	None	Visible
4	2	Not very likely	None	Visible
5	1	Not at all likely	None	Visible

Advanced Logic

Pre-Load Branching and Survey Exit

#	Destination	Condition	Auto Clean
1	+1	NOT(H1A=03 AND H1B3=02 AND (W5=1,2 OR W5A=1,2 OR W3=9))	True

Variables and References

Variables

#	Name	Type	Hide If	Min. Value	Max. Value
1	H7	Discrete	N/A		

Page Break

H7A Type: Radio Button

Installing a high efficiency natural gas furnace is likely to cost about \$4,500-\$5,500 if you already have forced air ductwork and \$12,500 if you don't, including taxes. A natural gas fireplace or wall heater would also cost about \$4,500-\$5,500. In addition to the cost of converting your heating equipment, an average home would be required to make a financial contribution toward the cost of constructing the pipeline, which will be split into monthly payments based on how much gas you use. With the surcharge added, savings will likely be minimal from switching your wood-fired heating equipment to natural gas. However, you wouldn't need to split or store wood. Considering this, how likely are you to convert your heating system to natural gas? Would you say...?

Choices

#	Code	Text	Open-End	Attributes
1	5	Extremely likely	None	Visible

Choices

#	Code	Text	Open-End	Attributes
2	4	Very likely	None	Visible
3	3	Likely	None	Visible
4	2	Not very likely	None	Visible
5	1	Not at all likely	None	Visible

Advanced Logic

Pre-Load Branching and Survey Exit

#	Destination	Condition	Auto Clean
1	+1	NOT(H1A=04 AND (W5=1,2 OR W5A=1,2 OR W3=9))	True

Variables and References

Variables

#	Name	Type	Hide If	Min. Value	Max. Value
1	H7A	Discrete	N/A		

Page Break

H8 Type: Radio Button

Installing a high efficiency natural gas furnace or boiler is likely to cost about \$4,500-\$5,500 if you already have forced air ductwork or a boiler, and \$12,500 if you were to install a new forced air system requiring ductwork, including taxes. Alternatively, a natural gas fireplace or wall heater would cost about \$4,500-\$5,500. In addition to the cost of converting your heating equipment, an average home would be required to make a financial contribution toward the cost of constructing the pipeline, which will be split into monthly payments based on how much gas you use. With the surcharge added, an average home could save [H8SEL] or more by switching heating equipment to natural gas. Savings are likely greater for businesses. Considering this, how likely are you to convert your heating system to natural gas? Would you say...?

Choices

#	Code	Text	Open-End	Attributes
1	5	Extremely likely	None	Visible
2	4	Very likely	None	Visible

Choices

#	Code	Text	Open-End	Attributes
3	3	Likely	None	Visible
4	2	Not very likely	None	Visible
5	1	Not at all likely	None	Visible

Advanced Logic

Pre-Load Branching and Survey Exit

#	Destination	Condition	Auto Clean
1	+1	NOT((H1A=05,50 OR H1B1=03 OR H1B2=03) AND (W5=1,2 OR W5A=1,2 OR W3=9))	True

Variables and References

Variables

#	Name	Type	Hide If	Min. Value	Max. Value
1	H8	Discrete	N/A		

Page Break

H9 Type: Radio Button

Homeowners with a heat pump heating and cooling system could consider using natural gas as a supplemental heating source. The cost of a high efficiency natural gas furnace is in the range of \$4,500 to \$5,500 including taxes. Alternatively, a natural gas fireplace or wall heater would cost about \$4,500-\$5,500. In addition to the cost of supplementing your heating equipment, an average home would be required to make a financial contribution toward the cost of constructing the pipeline, which will be split into monthly payments based on how much gas you use. With the surcharge added, a typical home costs [H9SEL] per year to fully heat with natural gas. Cost would be less if using natural gas for supplemental heating only. The federal carbon pricing program will result in increases to natural gas prices over time. The federal carbon charge is currently 9.79 cents per cubic meter, making up approximately 15% of the total natural gas bill for a typical home. The federal carbon charge will increase each year, reaching 18.11 cents per cubic meter in 2025 and 32.40 cents per cubic meter in 2030. Considering this, how likely are you to connect to natural gas? Would you say...?

Choices

#	Code	Text	Open-End	Attributes
1	1	Extremely likely	None	Visible
2	2	Very likely	None	Visible
3	3	Likely	None	Visible
4	4	Not very likely	None	Visible
5	5	Not at all likely	None	Visible

Advanced Logic

Pre-Load Branching and Survey Exit

#	Destination	Condition	Auto Clean
1	+1	NOT ((H1A=06 OR H1B3=04) AND (W5=1,2 OR W5A=1,2 OR W3=9))	False

Variables and References

Variables

#	Name	Type	Hide If	Min. Value	Max. Value
1	H9	Discrete	N/A		

Page Break

H5_WWH Type: Radio Button

Converting your heating system to natural gas requires some initial investment by the property owner. The cost of converting a residential heating system to a natural gas high efficiency furnace or boiler is in the range of \$4,500 to \$5,500 including taxes depending on the type of equipment you currently have. In addition to the cost of converting your SPACE AND WATER heating, an average home would be required to make a financial contribution toward the cost of constructing the pipeline, which will be split into monthly payments based on how much gas you use. With the surcharge added, an average home will save approximately [H5WWH_SEL] per year by switching space and water heating to natural gas. Savings are likely greater for businesses. Considering this, how likely are you to convert your space and water heating systems to natural gas? Would you say...?

Choices

#	Code	Text	Open-End	Attributes
1	5	Extremely likely	None	Visible
2	4	Very likely	None	Visible
3	3	Likely	None	Visible
4	2	Not very likely	None	Visible
5	1	Not at all likely	None	Visible

Advanced Logic

Pre-Load Branching and Survey Exit

#	Destination	Condition	Auto Clean
1	+1	NOT((H1A=01 AND H1B1=01,02) AND (W5=3,4,5 OR W5A=3,4,5))	True

Variables and References

Variables

#	Name	Type	Hide If	Min. Value	Max. Value
1	H5_WWH	Discrete	N/A		

Page Break

H5A_WWH Type: Radio Button

Converting your heating system to natural gas requires some initial investment by the property owner. The cost of converting a residential heating system to a natural gas high efficiency furnace is in the range of \$4,500 to \$5,500 including taxes depending on the type of equipment you currently have. In addition to the cost of converting your SPACE AND WATER heating, an average home would be required to make a financial contribution toward the cost of constructing the pipeline, which will be split into monthly payments based on how much gas you use. With the surcharge added, an average home will save [H5AWWH_SEL] per year by switching space and water heating to natural gas. Savings are likely greater for businesses. The federal carbon pricing program will result in increases to natural gas prices over time. The federal carbon charge is currently 9.79 cents per cubic meter, making up approximately 15% of the total natural gas bill for a typical home. The federal carbon charge will increase each year, reaching 18.11 cents per cubic meter in 2025 and 32.40 cents per cubic meter in 2030. This could diminish savings relative to electricity. Considering this, how likely are you to convert your space and water heating systems to natural gas? Would you say...?

Choices

#	Code	Text	Open-End	Attributes
1	5	Extremely likely	None	Visible
2	4	Very likely	None	Visible
3	3	Likely	None	Visible
4	2	Not very likely	None	Visible
5	1	Not at all likely	None	Visible

Advanced Logic

Pre-Load Branching and Survey Exit

#	Destination	Condition	Auto Clean
1	+1	NOT(H1A=03 AND H1B3=01 AND (W5=3,4,5 OR W5A=3,4,5))	True

Variables and References

Variables

#	Name	Type	Hide If	Min. Value	Max. Value
1	H5A_WWH	Discrete	N/A		

Page Break

H6_WWH Type: Radio Button

Converting your heating system to natural gas requires some initial investment by the property owner. The cost of converting your existing heating system to natural gas is likely in the range of \$400 to \$1,000 including taxes depending on the type of equipment you currently have. In addition to the cost of converting your SPACE AND WATER heating, an average home would be required to make a financial contribution toward the cost of constructing the pipeline, which will be split into monthly payments based on how much gas you use. With the surcharge added, an average home will save \$1,050 per year by switching space and water heating to natural gas. Savings are likely greater for businesses. Considering this, how likely are you to convert your space and water heating systems to natural gas? Would you say...?

Choices

#	Code	Text	Open-End	Attributes
1	5	Extremely likely	None	Visible

Choices

#	Code	Text	Open-End	Attributes
2	4	Very likely	None	Visible
3	3	Likely	None	Visible
4	2	Not very likely	None	Visible
5	1	Not at all likely	None	Visible

Advanced Logic

Pre-Load Branching and Survey Exit

#	Destination	Condition	Auto Clean
1	+1	NOT(H1A=02 AND H1B2=01,02 AND (W5=3,4,5 OR W5A=3,4,5))	True

Variables and References

Variables

#	Name	Type	Hide If	Min. Value	Max. Value
1	H6_WWH	Discrete	N/A		

Page Break

H7_WWH Type: Radio Button

Converting your heating system to natural gas requires some initial investment by the property owner. The cost of converting a residential heating system to a high efficiency natural gas furnace and adding ducting is likely to be about \$12,500 including taxes depending on the specific style and/or size of your premise. Another option would be to install a natural gas fireplace or space heater to heat the main living area, at an estimated cost of \$4,500 - \$5,000 In addition to the cost of converting your SPACE AND WATER heating, an average home would be required to make a financial contribution toward the cost of constructing the pipeline, which will be split into monthly payments based on how much gas you use. With the surcharge added, an average home will save [H7WWH_SEL] per year by switching space and water heating to natural gas. Savings are likely greater for businesses. The federal carbon pricing program will result in increases to natural gas prices over time. The federal carbon charge is currently 9.79 cents per cubic meter, making up approximately 15% of the total natural gas bill for a typical home. The federal carbon charge will increase each year, reaching 18.11 cents per cubic meter in 2025 and 32.40 cents per cubic meter in 2030. This could diminish savings relative to electricity. Considering this, how likely are you to convert your space and water heating systems to natural gas? Would you say...?

Choices

#	Code	Text	Open-End	Attributes
1	5	Extremely likely	None	Visible
2	4	Very likely	None	Visible
3	3	Likely	None	Visible
4	2	Not very likely	None	Visible
5	1	Not at all likely	None	Visible

Advanced Logic

Pre-Load Branching and Survey Exit

#	Destination	Condition	Auto Clean
1	+1	NOT(H1A=03 AND H1B3=02 AND (W5=3,4,5 OR W5A=3,4,5))	True

Variables and References

Variables

#	Name	Type	Hide If	Min. Value	Max. Value
1	H7_WWH	Discrete	N/A		

Page Break

H7A_WWH Type: Radio Button

Installing a high efficiency natural gas furnace is likely to cost about \$4,500-\$5,500 if you already have forced air ductwork and \$12,500 if it doesn't, including taxes. A natural gas fireplace or wall heater would also cost about \$4,500-\$5,500. In addition to the cost of converting your SPACE AND WATER heating, an average home would be required to make a financial contribution toward the cost of constructing the pipeline, which will be split into monthly payments based on how much gas you use. With the surcharge added, savings will likely be minimal from switching your wood-fired equipment to natural gas. However, you wouldn't need to split or store wood. Considering this, how likely are you to convert your space and water heating systems to natural gas? Would you say...?

Choices

#	Code	Text	Open-End	Attributes
1	5	Extremely likely	None	Visible

Choices

#	Code	Text	Open-End	Attributes
2	4	Very likely	None	Visible
3	3	Likely	None	Visible
4	2	Not very likely	None	Visible
5	1	Not at all likely	None	Visible

Advanced Logic

Pre-Load Branching and Survey Exit

#	Destination	Condition	Auto Clean
1	+1	NOT(H1A=04 AND (W5=3,4,5 OR W5A=3,4,5))	True

Variables and References

Variables

#	Name	Type	Hide If	Min. Value	Max. Value
1	H7A_WWH	Discrete	N/A		

Page Break

H8_WWH Type: Radio Button

Installing a high efficiency natural gas furnace or boiler is likely to cost about \$4,500-\$5,500 if you already have forced air ductwork or a boiler, and \$12,500 if you were to install a new forced air system requiring ductwork, including taxes. Alternatively, a natural gas fireplace or wall heater would cost about \$4,500-\$5,500. In addition to the cost of converting your SPACE AND WATER heating, an average home would be required to make a financial contribution toward the cost of constructing the pipeline, which will be split into monthly payments based on how much gas you use. With the surcharge added, an average home could save [H8WWH_SEL] or more per year by switching space and water heating to natural gas. Savings are likely greater for businesses. Considering this, how likely are you to convert your space and water heating systems to natural gas? Would you say...?

Choices

#	Code	Text	Open-End	Attributes
1	5	Extremely likely	None	Visible

Choices

#	Code	Text	Open-End	Attributes
2	4	Very likely	None	Visible
3	3	Likely	None	Visible
4	2	Not very likely	None	Visible
5	1	Not at all likely	None	Visible

Advanced Logic

Pre-Load Branching and Survey Exit

#	Destination	Condition	Auto Clean
1	+1	NOT((H1A=05,50 OR H1B1=03 OR H1B2=03) AND (W5=3,4,5 OR W5A=3,4,5))	True

Variables and References

Variables

#	Name	Type	Hide If	Min. Value	Max. Value
1	H8_WWH	Discrete	N/A		

Page Break

H10_WWH Type: Radio Button

Homeowners with a heat pump heating and cooling system could consider using natural gas as a supplemental heating source. The cost of a high efficiency natural gas furnace is in the range of \$4,500 to \$5,500 including taxes. Alternatively, a natural gas fireplace or wall heater would cost about \$4,500-\$5,500. In addition to the cost of supplementing your heating equipment, an average home would be required to make a financial contribution toward the cost of constructing the pipeline, which will be split into monthly payments based on how much gas you use. With the surcharge added, a typical home costs [H10WWH_SEL] per year for water heating and to fully heat with natural gas. Cost would be less if using natural gas for supplemental heating only. The federal carbon pricing program will result in increases to natural gas prices over time. The federal carbon charge is currently 9.79 cents per cubic meter, making up approximately 15% of the total natural gas bill for a typical home. The federal carbon charge will increase each year, reaching 18.11 cents per cubic meter in 2025 and 32.40 cents per cubic meter in 2030. Considering this, how likely are you to connect to natural gas? Would you say...?

Choices

#	Code	Text	Open-End	Attributes
1	1	Extremely likely	None	Visible
2	2	Very likely	None	Visible
3	3	Likely	None	Visible
4	4	Not very likely	None	Visible
5	5	Not at all likely	None	Visible

Advanced Logic

Pre-Load Branching and Survey Exit

#	Destination	Condition	Auto Clean
1	+1	NOT ((H1A=06 OR H1B3=04) AND (W5=3,4,5 OR W5A=3,4,5))	False

Variables and References

Variables

#	Name	Type	Hide If	Min. Value	Max. Value
1	H10_WWH	Discrete	N/A		

Page Break

H9A Type: Check Box

You indicated that you are unlikely to convert your heating system to natural gas. Can you explain why? (PROBE) Are there any other reasons?

Choices

#	Code	Text	Open-End	Attributes
1	01	Don't like natural gas	None	Visible
2	02	Not interested/ have no plans to change	None	Visible
3	03	Not interested at this time/ maybe in the future	None	Visible
4	04	Not worth it	None	Visible

Choices

#	Code	Text	Open-End	Attributes
5	05	Plan on building a new home (or facility) / moving	None	Visible
6	06	Too expensive	None	Visible
Show Below				
Display only when selected:				
False				
7	50	Other: (SPECIFY)	Height: px Width: px Max. Length: Min. Length:	Visible
8	99	Don't know	None	Visible , Exclusive
9	07	I prefer my present heating system	None	
10	08	I am a senior/Too old to change	None	
11	09	Current heating system is new	None	
12	10	Do not believe the promise of saving \$1500	None	

Advanced Logic

Pre-Load Branching and Survey Exit

#	Destination	Condition	Auto Clean
1	+1	NOT(H5=1) AND NOT(H5=2) AND NOT(H5A=1) AND NOT(H5A=2) AND NOT(H6=1) AND NOT(H6=2) AND NOT(H7=1) AND NOT(H7=2) AND NOT(H7A=1) AND NOT(H7A=2) AND NOT(H5_WWH=1) AND NOT(H5_WWH=2) AND NOT(H5A_WWH=1) AND NOT(H5A_WWH=2) AND NOT(H6_WWH=1) AND NOT(H6_WWH=2) AND NOT(H7_WWH=1) AND NOT(H7_WWH=2) AND NOT(H7A_WWH=1) AND NOT(H7A_WWH=2)	True

Variables and References

Variables

#	Name	Type	Hide If	Min. Value	Max. Value
1	H9A	Open-End	N/A		

Page Break

H9B Type: Check Box

You indicated that you are unlikely to install a natural gas space heating system. Can you explain why? (PROBE) Are there any other reasons?

Choices

#	Code	Text	Open-End	Attributes
1	07	This is a cottage occupied only in the summer	None	Visible
2	01	Don't like natural gas	None	Visible
3	02	Not interested/ have no plans to change	None	Visible
4	03	Not interested at this time/ maybe in the future	None	Visible
5	04	Not worth it	None	Visible
6	05	Plan on building a new home (or facility) / moving	None	Visible
7	06	Too expensive	None	Visible
			Show Below	
			Display only when selected:	
			False	
8	50	Other: (Specify)	Height: px Width: px Max. Length: Min. Length:	Visible
9	99	Don't know	None	Visible , Exclusive

Advanced Logic

Pre-Load Branching and Survey Exit

#	Destination	Condition	Auto Clean
1	+2	NOT(H1A=05,06,50 AND (H8=1 OR H8=2 OR H8_WWH=1 OR H8_WWH=2))	True

Variables and References

Variables

#	Name	Type	Hide If	Min. Value	Max. Value
1	H9B	Open-End	N/A		

Page Break

H9C Type: Radio Button

If low interest financing is available for the purchase of new natural gas equipment, how likely are you to reconsider converting? Would you say...?

Choices

#	Code	Text	Open-End	Attributes
1	5	Extremely likely	None	Visible
2	4	Very likely	None	Visible
3	3	Likely	None	Visible
4	2	Not very likely	None	Visible
5	1	Not at all likely	None	Visible

Variables and References

Variables

#	Name	Type	Hide If	Min. Value	Max. Value
1	H9C	Discrete	N/A		

Page Break

PRE1 Type: Radio Button

Natural gas expansion projects are costly and the Ontario Energy Board has indicated that the costs of connecting a new community must be fully covered through the rates new customers

pay. In your community, Union Gas' regular rates will not be high enough to cover costs, so connecting customers will be asked to pay a surcharge to make up the difference. Click on the arrow below to continue

Choices

#	Code	Text	Open-End	Attributes
1	P1	CONTINUE	None	Default

Advanced Logic

Pre-Load Branching and Survey Exit

#	Destination	Condition	Auto Clean
1	+20	NOT(H5=5,4,3 OR H5A=5,4,3 OR H6=5,4,3 OR H7=5,4,3 OR H7A=5,4,3 OR H8=5,4,3)	True

Variables and References

Variables

#	Name	Type	Hide If	Min. Value	Max. Value
1	PRE1	Discrete	N/A		

Page Break

SKA1 Type: Text Answer

Skip to next section if unlikely to purchase new water heater

Advanced Logic

Pre-Load Branching and Survey Exit

#	Destination	Condition	Auto Clean
1	+6	NOT(W5=1,2 OR W5A=1,2 OR W3=9)	True
2	+1	NOT (NOT(W5=1,2 OR W5A=1,2 OR W3=9))	True

Variables and References

Variables

#	Name	Type	Hide If	Min. Value	Max. Value
1	SKA1	Text	N/A		

Page Break

A1A Type: Radio Button

In addition to the cost of converting your heating equipment, an average home would be required to make a financial contribution of \$400 per year toward the cost of constructing the pipeline, which will be split into monthly payments based on how much gas you use. With the surcharge added, you will save \$400 per year by switching your heating equipment to natural gas. Savings are likely greater for businesses. Considering this, how likely are you to convert your heating system to natural gas? Would you say...?

Choices

#	Code	Text	Open-End	Attributes
1	5	Extremely likely	None	Visible
2	4	Very likely	None	Visible
3	3	Likely	None	Visible
4	2	Not very likely	None	Visible
5	1	Not at all likely	None	Visible

Advanced Logic

Pre-Load Branching and Survey Exit

#	Destination	Condition	Auto Clean
1	+1	NOT((H6=5,4,3) AND (W5=1,2 OR W5A=1,2 OR W3=9))	True

Variables and References

Variables

#	Name	Type	Hide If	Min. Value	Max. Value
1	A1A	Discrete	N/A		

Page Break

A1B Type: Radio Button

In addition to the cost of converting your heating equipment, an average home would be required to make a financial contribution of \$400 per year toward the cost of constructing the pipeline, which will be split into monthly payments based on how much gas you use. With the surcharge added, you will save \$1,200 per year by switching your heating equipment to natural gas. Savings are likely greater for businesses. Considering this, how likely are you to convert your heating system to natural gas? Would you say...?

Choices

#	Code	Text	Open-End	Attributes
1	5	Extremely likely	None	Visible
2	4	Very likely	None	Visible
3	3	Likely	None	Visible
4	2	Not very likely	None	Visible
5	1	Not at all likely	None	Visible

Advanced Logic

Pre-Load Branching and Survey Exit

#	Destination	Condition	Auto Clean
1	+1	NOT((H5=5,4,3) AND (W5=1,2 OR W5A=1,2 OR W3=9))	True

Variables and References

Variables

#	Name	Type	Hide If	Min. Value	Max. Value
1	A1B	Discrete	N/A		

Page Break

A1B2 Type: Radio Button

In addition to the cost of converting your heating equipment, an average home would be required to make a financial contribution of \$400 per year toward the cost of constructing the pipeline, which will be split into monthly payments based on how much gas you use. With the surcharge added, you will save up to \$600 per year by switching your heating equipment to natural gas. Savings are likely greater for businesses. Considering this, how likely are you to convert your heating system to natural gas? Would you say...?

Choices

#	Code	Text	Open-End	Attributes
1	5	Extremely likely	None	Visible
2	4	Very likely	None	Visible
3	3	Likely	None	Visible
4	2	Not very likely	None	Visible
5	1	Not at all likely	None	Visible

Advanced Logic

Pre-Load Branching and Survey Exit

#	Destination	Condition	Auto Clean
1	+1	NOT((H8=5,4,3) AND (W5=1,2 OR W5A=1,2 OR W3=9))	True

Variables and References

Variables

#	Name	Type	Hide If	Min. Value	Max. Value
1	A1B2	Discrete	N/A		

Page Break

A2 Type: Radio Button

In addition to the cost of converting your heating equipment, an average home would be required to make a financial contribution of \$500 per year toward the cost of constructing the pipeline, which will be split into monthly payments based on how much gas you use. With the surcharge added, savings will likely be minimal from switching your wood-fired heating equipment to natural gas. However, you wouldn't need to split or store wood. Considering this, how likely are you to convert your heating system to natural gas? Would you say...?

Choices

#	Code	Text	Open-End	Attributes
1	5	Extremely likely	None	Visible
2	4	Very likely	None	Visible

Choices

#	Code	Text	Open-End	Attributes
3	3	Likely	None	Visible
4	2	Not very likely	None	Visible
5	1	Not at all likely	None	Visible

Advanced Logic

Pre-Load Branching and Survey Exit

#	Destination	Condition	Auto Clean
1	+1	NOT((H7A=5,4,3) AND (W5=1,2 OR W5A=1,2 OR W3=9))	True

Variables and References

Variables

#	Name	Type	Hide If	Min. Value	Max. Value
1	A2	Discrete	N/A		

Page Break

A3 Type: Radio Button

In addition to the cost of converting your heating equipment, an average home would be required to make a financial contribution of \$400 per year toward the cost of constructing the pipeline, which will be split into monthly payments based on how much gas you use. With the surcharge added, you will save [A3SEL] per year by switching your electric heating equipment to natural gas. Savings are likely greater for businesses. Considering this, how likely are you to convert your heating system to natural gas? Would you say...?

Choices

#	Code	Text	Open-End	Attributes
1	5	Extremely likely	None	Visible
2	4	Very likely	None	Visible
3	3	Likely	None	Visible
4	2	Not very likely	None	Visible

Choices

#	Code	Text	Open-End	Attributes
5	1	Not at all likely	None	Visible

Advanced Logic

Pre-Load Branching and Survey Exit

#	Destination	Condition	Auto Clean
1	+1	NOT((H5A=5,4,3 OR H7=5,4,3) AND (W5=1,2 OR W5A=1,2 OR W3=9))	True

Variables and References

Variables

#	Name	Type	Hide If	Min. Value	Max. Value
1	A3	Discrete	N/A		

Page Break

SKA2 Type: Text Answer

Skip if likely to buy new water heater

Advanced Logic

Pre-Load Branching and Survey Exit

#	Destination	Condition	Auto Clean
1	+5	NOT(W5=3,4,5 OR W5A=3,4,5)	True
2	+1	NOT (NOT(W5=3,4,5 OR W5A=3,4,5))	True

Variables and References

Variables

#	Name	Type	Hide If	Min. Value	Max. Value
1	SKA2	Text	N/A		

Page Break

A4A Type: Radio Button

In addition to the cost of converting your SPACE AND WATER heating, an average home would be required to make a financial contribution of [A4ASEL] per year toward the cost of constructing the pipeline, which will be split into monthly payments based on how much gas you use. With the surcharge added, you will save \$500 per year by switching your space and water heating to natural gas. Savings are likely greater for businesses. Considering this, how likely are you to convert your space and water heating systems to natural gas? Would you say...?

Choices

#	Code	Text	Open-End	Attributes
1	5	Extremely likely	None	Visible
2	4	Very likely	None	Visible
3	3	Likely	None	Visible
4	2	Not very likely	None	Visible
5	1	Not at all likely	None	Visible

Advanced Logic

Pre-Load Branching and Survey Exit

#	Destination	Condition	Auto Clean
1	+1	NOT(H6=5,4,3 AND (W5=5,4,3 OR W5A=5,4,3))	True

Variables and References

Variables

#	Name	Type	Hide If	Min. Value	Max. Value
1	A4A	Discrete	N/A		

Page Break

A4B Type: Radio Button

In addition to the cost of converting your SPACE AND WATER heating, an average home would be required to make a financial contribution of [A4BSEL] per year toward the cost of constructing the pipeline, which will be split into monthly payments based on how much gas you use. With the surcharge added, you will save \$1,600 per year by switching your space and water heating to natural gas. Savings are likely greater for businesses. Considering this, how likely are you to convert your space and water heating systems to natural gas? Would you say...?

Choices

#	Code	Text	Open-End	Attributes
1	5	Extremely likely	None	Visible
2	4	Very likely	None	Visible
3	3	Likely	None	Visible
4	2	Not very likely	None	Visible
5	1	Not at all likely	None	Visible

Advanced Logic

Pre-Load Branching and Survey Exit

#	Destination	Condition	Auto Clean
1	+1	NOT((H5=5,4,3) AND (W5=5,4,3 OR W5A=5,4,3))	True

Variables and References

Variables

#	Name	Type	Hide If	Min. Value	Max. Value
1	A4B	Discrete	N/A		

Page Break

A4B2 Type: Radio Button

In addition to the cost of converting your SPACE AND WATER heating, an average home would be required to make a financial contribution of [A4B2SEL] per year toward the cost of constructing the pipeline, which will be split into monthly payments based on how much gas you use. With the surcharge added, you will save up to \$450 per year by switching your space and water heating to natural gas. Savings are likely greater for businesses. Considering this, how likely are you to convert your space and water heating systems to natural gas? Would you say...?

Choices

#	Code	Text	Open-End	Attributes
1	5	Extremely likely	None	Visible
2	4	Very likely	None	Visible

Choices

#	Code	Text	Open-End	Attributes
3	3	Likely	None	Visible
4	2	Not very likely	None	Visible
5	1	Not at all likely	None	Visible

Advanced Logic

Pre-Load Branching and Survey Exit

#	Destination	Condition	Auto Clean
1	+1	NOT((H8=5,4,3) AND (W5=5,4,3 OR W5A=5,4,3))	True

Variables and References

Variables

#	Name	Type	Hide If	Min. Value	Max. Value
1	A4B2	Discrete	N/A		

Page Break

A5 Type: Radio Button

In addition to the cost of converting your SPACE AND WATER heating, an average home would be required to make a financial contribution of [A5SEL] per year toward the cost of constructing the pipeline, which will be split into monthly payments based on how much gas you use. With the surcharge added, savings will likely be minimal from switching your wood-fired equipment to natural gas. However, you wouldn't need to split or store wood. Considering this, how likely are you to convert your space and water heating systems to natural gas? Would you say...?

Choices

#	Code	Text	Open-End	Attributes
1	5	Extremely likely	None	Visible
2	4	Very likely	None	Visible
3	3	Likely	None	Visible
4	2	Not very likely	None	Visible

Choices

#	Code	Text	Open-End	Attributes
5	1	Not at all likely	None	Visible

Advanced Logic

Pre-Load Branching and Survey Exit

#	Destination	Condition	Auto Clean
1	+1	NOT(H7A=5,4,3 AND (W5=5,4,3 OR W5A=5,4,3))	True

Variables and References

Variables

#	Name	Type	Hide If	Min. Value	Max. Value
1	A5	Discrete	N/A		

Page Break

A6 Type: Radio Button

In addition to the cost of converting your SPACE AND WATER heating, an average home would be required to make a financial contribution of [A6SEL] per year toward the cost of constructing the pipeline, which will be split into monthly payments based on how much gas you use. With the surcharge added, you will save \$700 per year by switching your space and water heating to natural gas. Savings are likely greater for businesses. Considering this, how likely are you to convert your space and water heating systems to natural gas? Would you say...?

Choices

#	Code	Text	Open-End	Attributes
1	5	Extremely likely	None	Visible
2	4	Very likely	None	Visible
3	3	Likely	None	Visible
4	2	Not very likely	None	Visible
5	1	Not at all likely	None	Visible

Advanced Logic

Pre-Load Branching and Survey Exit

#	Destination	Condition	Auto Clean
1	+1	NOT((H5A=5,4,3 OR H7=5,4,3) AND (W5=5,4,3 OR W5A=5,4,3))	True

Variables and References

Variables

#	Name	Type	Hide If	Min. Value	Max. Value
1	A6	Discrete	N/A		

Page Break

E1 Type: Radio Button

You indicated that you are likely to convert to natural gas. Assuming gas service is available Prior to 2026, when would you likely convert?

Choices

#	Code	Text	Open-End	Attributes
1	01	Within the first 12 months	None	Visible
2	02	Within 1 to 2 years	None	Visible
3	03	Within 2 to 3 years	None	Visible
4	04	After 3 years	None	Visible

Advanced Logic

Pre-Load Branching and Survey Exit

#	Destination	Condition	Auto Clean
1	+7	NOT(H5>=3 OR H5A>=3 OR H6>=3 OR H7>=3 OR H7A>=3 OR H5_WWH>=3 OR H5A_WWH>=3 OR H6_WWH>=3 OR H7_WWH>=3 OR H7A_WWH>=3 OR H8>=3 OR H8_WWH>=3)	True

Variables and References

Variables

#	Name	Type	Hide If	Min. Value	Max. Value
1	E1	Discrete	N/A		

Page Break

E2A Type: Radio Button

Below is a list of appliances that could be powered by natural gas. For each appliance, please tell me if you would be extremely interested, very interested, interested, not very interested or not at all interested in natural gas for the appliance.

Choices

#	Code	Text	Open-End	Attributes
1	5	Extremely interested	None	Visible
2	4	Very interested	None	Visible
3	3	Interested	None	Visible
4	2	Not very interested	None	Visible
5	1	Not at all interested	None	Visible
6	9	Don't know	None	Visible

Variables and References

Variables

#	Name	Type	Hide If	Min. Value	Max. Value
1	E2A	Discrete	N/A		

Page Break

E2B Type: Radio Button

Below is a list of appliances that could be powered by natural gas. For each appliance, please tell me if you would be extremely interested, very interested, interested, not very interested or not at all interested in natural gas for the appliance.

Choices

#	Code	Text	Open-End	Attributes
1	5	Extremely interested	None	Visible

Choices

#	Code	Text	Open-End	Attributes
2	4	Very interested	None	Visible
3	3	Interested	None	Visible
4	2	Not very interested	None	Visible
5	1	Not at all interested	None	Visible
6	9	Don't know	None	Visible

Variables and References

Variables

#	Name	Type	Hide If	Min. Value	Max. Value
1	E2B	Discrete	N/A		

Page Break

E2C Type: Radio Button

Below is a list of appliances that could be powered by natural gas. For each appliance, please tell me if you would be extremely interested, very interested, interested, not very interested or not at all interested in natural gas for the appliance.

Choices

#	Code	Text	Open-End	Attributes
1	5	Extremely interested	None	Visible
2	4	Very interested	None	Visible
3	3	Interested	None	Visible
4	2	Not very interested	None	Visible
5	1	Not at all interested	None	Visible
6	9	Don't know	None	Visible

Variables and References

Variables

#	Name	Type	Hide If	Min. Value	Max. Value
1	E2C	Discrete	N/A		

Page Break

E2D Type: Radio Button

Below is a list of appliances that could be powered by natural gas. For each appliance, please tell me if you would be extremely interested, very interested, interested, not very interested or not at all interested in natural gas for the appliance.

Choices

#	Code	Text	Open-End	Attributes
1	5	Extremely interested	None	Visible
2	4	Very interested	None	Visible
3	3	Interested	None	Visible
4	2	Not very interested	None	Visible
5	1	Not at all interested	None	Visible
6	9	Don't know	None	Visible

Variables and References

Variables

#	Name	Type	Hide If	Min. Value	Max. Value
1	E2D	Discrete	N/A		

Page Break

E2E Type: Radio Button

Below is a list of appliances that could be powered by natural gas. For each appliance, please tell me if you would be extremely interested, very interested, interested, not very interested or not at all interested in natural gas for the appliance.

Choices

#	Code	Text	Open-End	Attributes
1	50	Other Appliance	Show Below	Visible

Choices

#	Code	Text	Open-End	Attributes
			Display only when selected: False	
			Height: px	
			Width: px	
			Max. Length:	
			Min. Length:	
2	99	No other appliance	None	Visible
3	01	Hot water heater	None	
4	02	Furnace	None	
5	03	Stove	None	
6	04	Generator	None	
7	05	Fireplace	None	
8	06	Dryer	None	
9	30	Pool heater	None	
10	31	Propane heater	None	
11	32	Unit heater	None	
12	49	Heater (Other/Unspecified)	None	

Advanced Logic

Post-Answer Branching and Survey Exit

#	Destination	Condition	Auto Clean
1	+2	E2E=99	True

Variables and References

Variables

#	Name	Type	Hide If	Min. Value	Max. Value
1	E2E	Open-End	N/A		

Page Break

E2E_O Type: Radio Button

Below is a list of appliances that could be powered by natural gas. For each appliance, please tell me if you would be extremely interested, very interested, interested, not very interested or not at all interested in natural gas for the appliance.

Choices

#	Code	Text	Open-End	Attributes
1	5	Extremely interested	None	Visible
2	4	Very interested	None	Visible
3	3	Interested	None	Visible
4	2	Not very interested	None	Visible
5	1	Not at all interested	None	Visible
6	9	Don't know	None	Visible

Variables and References

Variables

#	Name	Type	Hide If	Min. Value	Max. Value
1	E2E_O	Discrete	N/A		

Page Break

DISK Type: Radio Button

I just have a few additional questions for you that will help us group your answers with others who have also participated in the research. As a reminder, your answers will be kept completely confidential and they will not be tied back to you. Click on the arrow below to continue

Choices

#	Code	Text	Open-End	Attributes
1	D1	CONTINUE	None	Default

Advanced Logic

Pre-Load Branching and Survey Exit

#	Destination	Condition	Auto Clean
1	+11	NOT (SCR5=5,6)	True

Variables and References

Variables

#	Name	Type	Hide If	Min. Value	Max. Value
1	DISK	Discrete	N/A		

Page Break

D1 Type: Radio Button

Which of the following best describes the style of your house? Is it a ...?

Choices

#	Code	Text	Open-End	Attributes
1	1	A bungalow or one story ranch	None	Visible
2	2	A raised ranch	None	Visible
3	3	A split level	None	Visible
4	4	A two story	None	Visible
5	5	A three story house	None	Visible
6	9	Some other style	None	Visible

Variables and References

Variables

#	Name	Type	Hide If	Min. Value	Max. Value
1	D1	Discrete	N/A		

Page Break

D2 Type: Numeric Answer

In order to have some idea as to the approximate size of your home in square feet (not including any unfinished basement space) can you tell me how many square feet your home is? Please enter five 9s (99999) if you don't know

Variables and References

Variables

#	Name	Type	Hide If	Min. Value	Max. Value
1	D2		N/A	100	99999

Page Break

D3 Type: Numeric Answer

In what year was your house built? Your best estimate is fine. (Enter year)Please enter 9999 if you Don't know

Variables and References

Variables

#	Name	Type	Hide If	Min. Value	Max. Value
1	D3		N/A	1800	9999

Page Break

D3A Type: Radio Button

Which statement best describes the occupancy of this dwelling?

Choices

#	Code	Text	Open-End	Attributes
1	1	Occupied all-year round	None	Visible
2	2	Occupied mostly in the summer months	None	Visible
3	3	Occupied mostly in the winter months	None	Visible
4	4	Occupied occasionally year round	None	Visible
5	9	Don't know	None	Visible

Variables and References

Variables

#	Name	Type	Hide If	Min. Value	Max. Value
1	D3A	Discrete	N/A		

Page Break

D3B Type: Numeric Answer

For approximately how many months did you use this residence during 2021? Please record number of months Enter 99 if you would like to leave blank

Advanced Logic

Pre-Load Branching and Survey Exit

#	Destination	Condition	Auto Clean
1	+1	D3A=1,9	True

Variables and References

Variables

#	Name	Type	Hide If	Min. Value	Max. Value
1	D3B		N/A	1	99

Page Break

D4 Type: Numeric Answer

How many adults 18 years or over do you have living in your household, including yourself? Enter a numeric response from 1 to 20 Enter 99 if you would like to leave blank

Variables and References

Variables

#	Name	Type	Hide If	Min. Value	Max. Value
1	D4		N/A	1	99

Page Break

D5 Type: Numeric Answer

And how many children 17 years or younger, if any, do you have living in your household? Enter 99 if you would like to leave blank

Variables and References

Variables

#	Name	Type	Hide If	Min. Value	Max. Value
1	D5		N/A		99

Page Break

D6 Type: Numeric Answer

D6. In what year were you born? (Record year)Enter 9999 if you would like to leave blank

Variables and References

Variables

#	Name	Type	Hide If	Min. Value	Max. Value
1	D6		N/A	1905	9999

Page Break

D6A Type: Radio Button

Can you please tell me into which of the following age groups you fall? Are you...?

Choices

#	Code	Text	Open-End	Attributes
1	1	18 to 24	None	Visible
2	2	25 to 34	None	Visible
3	3	35 to 44	None	Visible
4	4	45 to 54	None	Visible
5	5	55 to 64	None	Visible
6	6	65 or over	None	Visible
7	9	Refuse	None	Visible

Advanced Logic

Pre-Load Branching and Survey Exit

#	Destination	Condition	Auto Clean
1	+1	NOT(D6==9999)	True

Variables and References

Variables

#	Name	Type	Hide If	Min. Value	Max. Value
1	D6A	Discrete	N/A		

Page Break

D7 Type: Radio Button

And lastly, which of the following best describes your total household income before taxes?

Choices

#	Code	Text	Open-End	Attributes
1	1	Under \$20,000	None	Visible
2	2	\$20,000 to less than \$40,000	None	Visible
3	3	\$40,000 to less than \$60,000	None	Visible
4	4	\$60,000 to less than \$80,000	None	Visible
5	5	\$80,000 to less than \$100,000	None	Visible
6	6	\$100,000 to less than \$120,000	None	Visible
7	7	\$120,000 to less than \$140,000	None	Visible
8	8	\$140,000 or more	None	Visible
9	9	Refuse	None	Visible

Variables and References

Variables

#	Name	Type	Hide If	Min. Value	Max. Value
1	D7	Discrete	N/A		

Page Break

DBSK Type: Radio Button

There are just a few additional questions for you that will help us group your answers with others who have also participated in the research. As a reminder, your answers will be kept completely confidential and they will not be tied back to you. Click on the arrow below to continue

Choices

#	Code	Text	Open-End	Attributes
1	1	CONTINUE	None	Default

Advanced Logic

Pre-Load Branching and Survey Exit

#	Destination	Condition	Auto Clean
1	INT99	NOT (SCR5=1,2,3,4)	False

Variables and References

Variables

#	Name	Type	Hide If	Min. Value	Max. Value
1	DBSK	Discrete	N/A		

Page Break

DB2_1 Type: Numeric Answer

What is the approximate square footage of the indoor floor space of the main building including basement and storage, but not including parking or loading areas?Please consider only the area that is affected by a heating system.Enter six 9s (999999) if Don't know

Variables and References

Variables

#	Name	Type	Hide If	Min. Value	Max. Value
1	DB2_1		N/A	100	999999

Page Break

DB3_1 Type: Radio Button

What is the age of the main building at this location?

Choices

#	Code	Text	Open-End	Attributes
1	1	1 year or less	None	Visible

Choices

#	Code	Text	Open-End	Attributes
2	2	2 to 5 years	None	Visible
3	3	6 to 10 years	None	Visible
4	4	11 to 20 years	None	Visible
5	5	21 to 30 years	None	Visible
6	6	31 to 40 years	None	Visible
7	7	More than 40 years old	None	Visible
8	9	Refuse	None	Visible

Variables and References

Variables

#	Name	Type	Hide If	Min. Value	Max. Value
1	DB3_1	Discrete	N/A		

Page Break

DB4_1 Type: Numeric Answer

How many floors does the building have?Enter 999 if Don't know

Variables and References

Variables

#	Name	Type	Hide If	Min. Value	Max. Value
1	DB4_1		N/A	1	999

Page Break

DB1 Type: Radio Button

How many additional buildings (are at this location?)

Choices

#	Code	Text	Open-End	Attributes
1	00	Zero	None	Visible

Choices

#	Code	Text	Open-End	Attributes
2	01	One	None	Visible
3	02	Two	None	Visible
4	03	Three	None	Visible
			Show Right	
			Display only when selected: False	
5	04	Other (Specify)	Height: px Width: px Max. Length: Min. Length:	Visible
6	98	Part of a building	None	Visible
7	99	Don't know	None	Visible
8	97	Refuse	None	Visible

Variables and References

Variables

#	Name	Type	Hide If	Min. Value	Max. Value
1	DB1	Open-End	N/A		

Page Break

SKIP4 Type: Text Answer

Advanced Logic

Pre-Load Branching and Survey Exit

#	Destination	Condition	Auto Clean
1	INT99	DB1=01,98	True
2	+1	NOT (DB1=01,98)	True

Variables and References

Variables

#	Name	Type	Hide If	Min. Value	Max. Value
1	SKIP4	Text	N/A		

Page Break

DB2_2 Type: Numeric Answer

What is the approximate square footage of the indoor floor space of the second building including basement and storage, but not including parking or loading areas? Please consider only the area that is affected by a heating system. Enter six 9s (999999) if Don't know

Advanced Logic

Pre-Load Branching and Survey Exit

#	Destination	Condition	Auto Clean
1	+4	NOT(DB1=02,03,04,98)	True

Variables and References

Variables

#	Name	Type	Hide If	Min. Value	Max. Value
1	DB2_2		N/A	100	999999

Page Break

DB3_2 Type: Radio Button

What is the age of the second building at this location?

Choices

#	Code	Text	Open-End	Attributes
1	1	1 year or less	None	Visible
2	2	2 to 5 years	None	Visible
3	3	6 to 10 years	None	Visible
4	4	11 to 20 years	None	Visible
5	5	21 to 30 years	None	Visible
6	6	31 to 40 years	None	Visible

Choices

#	Code	Text	Open-End	Attributes
7	7	More than 40 years old	None	Visible
8	9	Refuse	None	Visible

Variables and References

Variables

#	Name	Type	Hide If	Min. Value	Max. Value
1	DB3_2	Discrete	N/A		

Page Break

DB4_2 Type: Numeric Answer

How many floors does the second building have? Enter 999 if Don't know

Variables and References

Variables

#	Name	Type	Hide If	Min. Value	Max. Value
1	DB4_2		N/A	1	999

Page Break

SKIP5 Type: Text Answer

Advanced Logic

Pre-Load Branching and Survey Exit

#	Destination	Condition	Auto Clean
1	INT99	(DB1=02)	True
2	+1	NOT ((DB1=02))	True

Variables and References

Variables

#	Name	Type	Hide If	Min. Value	Max. Value
1	SKIP5	Text	N/A		

Page Break

DB2_3 Type: Numeric Answer

What is the approximate square footage of the indoor floor space of the third building including basement and storage, but not including parking or loading areas? Please consider only the area that is affected by a heating system. Enter six 9s (999999) if Don't know

Advanced Logic

Pre-Load Branching and Survey Exit

#	Destination	Condition	Auto Clean
1	+3	NOT(DB1=03,04,98)	True

Variables and References

Variables

#	Name	Type	Hide If	Min. Value	Max. Value
1	DB2_3		N/A	100	999999

Page Break

DB3_3 Type: Radio Button

What is the age of the third building at this location?

Choices

#	Code	Text	Open-End	Attributes
1	1	1 year or less	None	Visible
2	2	2 to 5 years	None	Visible
3	3	6 to 10 years	None	Visible
4	4	11 to 20 years	None	Visible
5	5	21 to 30 years	None	Visible
6	6	31 to 40 years	None	Visible

Choices

#	Code	Text	Open-End	Attributes
7	7	More than 40 years old	None	Visible
8	9	Refuse	None	Visible

Variables and References

Variables

#	Name	Type	Hide If	Min. Value	Max. Value
1	DB3_3	Discrete	N/A		

Page Break

DB4_3 Type: Numeric Answer

How many floors does the third building have?Enter 999 if Don't know

Variables and References

Variables

#	Name	Type	Hide If	Min. Value	Max. Value
1	DB4_3		N/A	1	999

Page Break

INT99 Type: Radio Button

Thank you for your feedback. We appreciate your willingness to participate in this survey.Click on the arrow below to record answers

Choices

#	Code	Text	Open-End	Attributes
1	01	COMPLETE	None	Default

Advanced Logic

Post-Answer Branching and Survey Exit

#	Destination	Condition	Auto Clean
1	Exit Survey (Empty)	INT99=01	N/A

Variables and References

Variables

#	Name	Type	Hide If	Min. Value	Max. Value
1	INT99	Discrete	N/A		

Page Break

INT Type: Radio Button

Choices

#	Code	Text	Open-End	Attributes
1	01	Completed Interview	None	
2	02	Refused	None	
3	20	Experiencing power outage	None	
4	03	Call Back with an appointment	None	Visible
5	04	Answering Machine	None	
6	05	Vacation	None	
7	33	Not a business	None	
8	XX	STRONG REFUSAL	None	
9	06	Terminated	None	Visible
10	07	Language difficulty/Hearing impaired	None	Visible
11	08	Not In/No Answer/Call Back without appointment	None	
12	09	Wrong Number	None	Visible
13	10	Not in Service	None	
14	11	Busy line	None	
15	12	Quota Full	None	Visible

Choices


#	Code	Text	Open-End Attributes
16	I3	DUPLICATE PHONE #/CUSTOMER ALREADY SURVEYED	None
17	P1	Dialer - No answer	None
18	P2	Dialer - Busy	None
19	P3	Dialer - Operator intercept	None
20	P4	Dialer - Dropped call	None
21	P5	Dialer - Answering machine	None
22	P6	Dialer - Fax/modem	None
23	P7	Dialer - No dial tone	None
24	P8	Dialer - Other	None
25	23	(INTRO) New NAME is given	None
26	24	(INTRO) New PHONE is given	None
27	T1	(INT01) THANK AND TERMINATE	None
28	T2	(INT02) THANK & TERMINATE	None
29	T3	(INT03) THANK & TERMINATE	None
30	T4	(INT04) THANK & TERMINATE	None
31	T5	(INT05) THANK & TERMINATE	None

Advanced Logic

Post-Answer Branching and Survey Exit

#	Destination	Condition	Auto Clean
1	CB	INT=03	False
2	Exit Survey (Empty) Redirect to URL	INT=06	N/A
3	Exit Survey (Empty) Redirect to URL	INT=07	N/A
4	Exit Survey (Empty) Redirect to URL	INT=09	N/A
5	Exit Survey (Empty) Redirect to URL	INT=12	N/A

Variables and References



Variables


#	Name	Type	Hide If	Min. Value	Max. Value
1	INT	Discrete	N/A		

Page Break

CB Type: Date Time Answer

When can I call back?

Variables and References



Variables

#	Name	Type	Hide If	Min. Value	Max. Value
1	CB	Date and Time	N/A		

Print Save as HTML for Word Cancel



ATTENTION HIDDEN VALLEY-AREA RESIDENTS

SHARE YOUR OPINION REGARDING NATURAL GAS SERVICE
EXPANSION IN YOUR AREA

PLEASE TAKE OUR ONLINE SURVEY - INVITATION ENCLOSED

August 2022

Subject: Natural Gas expansion within your community

Dear Resident:

Enbridge Gas has asked Forum Research to conduct a survey to help evaluate the feasibility of extending the natural gas system to homes and businesses similar to yours. This online **survey will run** from August 15th – September 18th, 2022 with the intention of **gauging your interest in connecting to natural gas, should it become available in your community.**

We are only able to accept one survey response from each property. Survey respondents must be 18 years or older and the person most responsible for making energy decisions for your property. Your survey responses will be held in confidence and only shared with Enbridge Gas in aggregate for reporting and decision-making purposes.

Although we thank all respondents for completing the survey, completing the survey does not guarantee that your property will be served by natural gas as part of this project. In addition, please know that completing the survey is not an application for natural gas service.

If you have any questions about the survey, please reach out to us at ceapplications@enbridge.com or visit us online at enbridgegas.com/savewithgas.

To access the survey, please enter the following into your browser:

<https://survey.forumresearch.com/SE/1/UGMB/>

Many thanks in advance for your time.

Ahmed Al-Amry P.Eng., PMP

Supervisor, Community Expansion
Capital Development & Delivery

Project: UGM9C

Module: QPrint

1

INTRO3

single

min = 1 max = 1 1 = 2

2022-08-23 14:54

Is this a REAL survey, or a TEST survey?

V6

```
=> /+1***ERR  
if 1>0
```

REAL

RR

TEST

TT

2

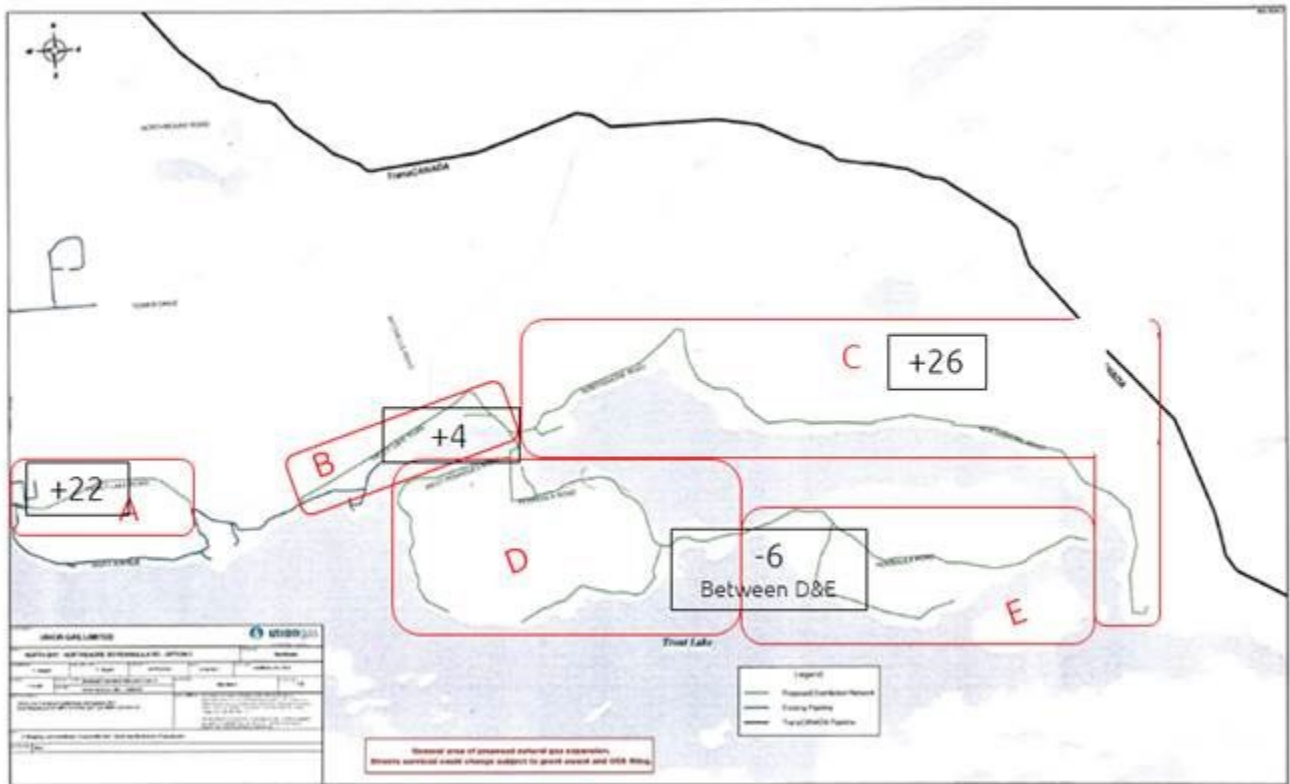
SECTION

single

min = 1 max = 1 1 = 1

2022-08-11 10:28

ENTER SECTION:



```
=> /+1***ERR
if 1>0
```

A	A
B	B
C	C
D	D
E	E

3 PHONE

single
min = 1 max = 1 1 = 10

2020-04-14 11:18

Phone

```
=> /+1***ERR
if 1
```

4

AREA

single

min = 1 max = 1 1 = 3

2020-04-14 11:18

Area code

```
=> /+1***ERR
if 1
```

204	204
226	226
250	250
289	289
306	306
403	403
416	416
418	418
450	450
506	506
514	514
519	519
604	604
613	613
647	647
705	705
709	709
778	778
780	780
807	807
819	819
867	867
902	902
905	905

5

LNAME

single
min = 1 max = 1 l = 40

2020-04-14 11:18

LNAME

```
=> /+1***ERR  
else => /+1***ERR  
if l==1
```

6

FNAME

single
min = 1 max = 1 l = 40

2020-04-14 11:18

FNAME

```
=> /+1***ERR  
else => /+1***ERR  
if l==1
```

7

STRNU

single
min = 1 max = 1 l = 10

2020-04-14 11:18

STREET_NU

```
=> /+1***ERR  
else => /+1***ERR  
if l==1
```

8

STRNAM

single

min = 1 max = 1 l = 50

2020-04-14 11:18

STREET_NAM

```
=> /+1***ERR  
else => /+1***ERR  
if 1==1
```

9 SUITE

single
min = 1 max = 1 l = 10

2020-04-14 11:18

SUITE

```
=> /+1***ERR  
else => /+1***ERR  
if 1==1
```

10 CITY

single
min = 1 max = 1 l = 40

2020-04-14 11:18

CITY

```
=> /+1***ERR  
else => /+1***ERR  
if 1==1
```

11 PROV

single
min = 1 max = 1 l = 2

2020-04-14 11:18

PROV

```
=> /+1***ERR  
else => /+1***ERR  
if 1==1
```

12

POSTAL

single
min = 1 max = 1 l = 6

2020-04-14 11:18

POSTALCODE

```
=> /+1***ERR  
else => /+1***ERR  
if 1==1
```

13

EXPA

single
min = 1 max = 1 l = 1

2020-04-14 11:18

In Expansion Area?

```
=> /+1***ERR  
else => /+1***ERR  
if 1==1
```

14

ASDE_ID

single
min = 1 max = 1 l = 15

2022-08-24 10:46

```
=> /+1***ERR  
if 1>0
```

15

COMMTEXT

single

min = 1 max = 1 l = 50

2022-08-24 10:45

```
=> /+1***ERR
if 1>0
```

16

COMMUNITY

single

min = 1 max = 1 l = 1

2022-08-23 15:01

Coummunity

```
=> /+1***ERR
if 1>0
```

8th Line (Selwyn Township)	1
Hidden Valley	2
Cherry Valley	3
Neustadt	4
Sandford	5
Bobcaygeon	6

17

INTRO

single, open

min = 1 max = 1 l = 2

2022-08-29 22:27

Thank you for taking part in this survey! Forum Research on behalf of Enbridge Gas is conducting this survey to assist in determining whether natural gas will be expanded to your community. We are looking to hear from people 18 and over who are responsible for making energy decisions for their property. This survey should take approximately 6-7 minutes. Please be assured that we are not selling anything and the information you provide to us will be aggregated with others for reporting purposes.

Please note that completing the survey does not guarantee that your property will be served by

natural gas as part of this project. In addition, please know that completing the survey is not an application for natural gas service.

=> /+1***ERR		
else => /+1***ERR		
if 1==1		
Yes, continue	01	
Refused	02	=> /END
Call Back with an appointment	03N	=> /CB
Answering Machine	04N	=> /END
Vacation	05N	=> /END
STRONG REFUSAL 'Don't call again'	XXN	=> /END
If this is not your location	50O	=> /END
Terminated	06N	
Language difficulty/Hearing impaired	07N	=> /END
Not In/No Answer/Call Back without appointment	08N	=> /END
Wrong Number	09N	=> /END
Not in Service	10N	=> /END
Busy line	11N	=> /END
Quota Full	12N	
DUPLICATE PHONE #/CUSTOMER ALREADY SURVEYED	13N	=> /END
Dialer - No answer	P1N	
Dialer - Busy	P2N	
Dialer - Operator intercept	P3N	
Dialer - Dropped call	P4N	
Dialer - Answering machine	P5N	
Dialer - Fax/modem	P6N	
Dialer - No dial tone	P7N	
Dialer - Other	P8N	

single
min = 1 max = 1 1 = 2

2022-08-23 14:55

Good morning/evening *FNAME LNAME*.

My name is _____ and I am calling from Forum Research on behalf of Enbridge Gas. Enbridge Gas is conducting this survey to assist in determining whether natural gas will be expanded to your community.

We are looking to hear from people 18 and over who are responsible for making energy decisions for their property.

This survey should take approximately 6-7 minutes.

[IF YES, SPEAKING, CONTINUE]

[IF YES, I'LL GET THEM, REINTRODUCE]

[IF NO, NOT AVAILABLE, SCHEDULE CALLBACK THEN THANK & TERMINATE]

Yes, continue	01	
Refused	02	=> /REFNUM
Call Back with an appointment	03	=> /CB
Answering Machine	04	=> /END
Vacation	05	=> /END
STRONG REFUSAL 'Don't call again'	XX	=> /END
Terminated	06N	
Language difficulty/Hearing impaired	07	=> /END
Not In/No Answer/Call Back without appointment	08	=> /END
Wrong Number	09	=> /END
Not in Service	10	=> /END
Busy line	11	=> /END
Quota Full	12N	
DUPLICATE PHONE #/CUSTOMER ALREADY SURVEYED	13	=> /END
Dialer - No answer	P1N	
Dialer - Busy	P2N	
Dialer - Operator intercept	P3N	
Dialer - Dropped call	P4N	
Dialer - Answering machine	P5N	
Dialer - Fax/modem	P6N	
Dialer - No dial tone	P7N	
Dialer - Other	P8N	

19

FSA

single

min = 1 max = 1 1 = 3

2022-08-23 14:52

=> /+1***ERR
if 1>0

20

REFNUM

single

min = 1 max = 1 l = 10

2018-01-11 16:30

INTERVIEWER: ENTER RESPONDENT'S PHONE NUMBER:

9999999999

```
=> /+2***ERR
if NOT(INT06=02)
```

21

SKEND

single

min = 1 max = 1 l = 1

2018-01-11 16:31

```
=> /END
else => /+1***ERR
if INT06=02
```

22

SCR0

single

min = 1 max = 1 l = 1

2022-08-23 14:57

Some residents in your area already completed this survey with one of our interviewers at their household or online during the past few weeks.

Did you, or someone at your residence complete this survey over the past few weeks?

Yes	1
No	2

23

INT03

single

min = 1 max = 1 1 = 2

2022-08-23 14:58

THANK & TERMINATE

```
=> +1
if SCR0=2
```

Term at SCR0 - completed survey already T3DI => /END

24 COMSEL

multiple

min = 1 max = 25 1 = 2

2022-08-23 15:08

```
$S NS=25 CO=01 IN=COMMUNITY=3 ;CO=02 IN=COMMUNITY=3 ;CO=03 IN=COMMUNITY=3
;CO=04 IN=COMMUNITY=3 ;CO=05 IN=COMMUNITY=3 ;CO=06 IN=COMMUNITY=3 ;CO=07
IN=COMMUNITY=3 ;CO=08 IN=COMMUNITY=3 ;CO=09 IN=COMMUNITY=3 ;CO=10
IN=COMMUNITY=3 ;CO=11 IN=COMMUNITY=3 ;CO=12 IN=COMMUNITY=3 ;CO=13
IN=COMMUNITY=3 ;CO=14 IN=COMMUNITY=3 ;CO=15 IN=COMMUNITY=3 ;CO=16
IN=COMMUNITY=3 ;CO=17 IN=COMMUNITY=3 ;CO=18 IN=COMMUNITY=3 ;CO=19
IN=COMMUNITY=3 ;CO=20 IN=COMMUNITY=3 ;CO=21 IN=COMMUNITY=3 ;CO=22
IN=COMMUNITY=2 ;CO=23 IN=COMMUNITY=2 ;CO=24 IN=COMMUNITY=2 ;CO=25
IN=COMMUNITY=2 ;CO=26 IN=COMMUNITY=2 ;CO=27 IN=COMMUNITY=2 ;CO=28
IN=COMMUNITY=2 ;CO=29 IN=COMMUNITY=2 ;CO=30 IN=COMMUNITY=2 ;CO=31
IN=COMMUNITY=2 ;CO=32 IN=COMMUNITY=2 ;CO=33 IN=COMMUNITY=4 ;CO=34
IN=COMMUNITY=4 ;CO=35 IN=COMMUNITY=4 ;CO=36 IN=COMMUNITY=4 ;CO=37
IN=COMMUNITY=4 ;CO=38 IN=COMMUNITY=4 ;CO=39 IN=COMMUNITY=4 ;CO=40
IN=COMMUNITY=4 ;CO=41 IN=COMMUNITY=4 ;CO=42 IN=COMMUNITY=4 ;CO=43
IN=COMMUNITY=4 ;CO=44 IN=COMMUNITY=4 ;CO=45 IN=COMMUNITY=4 ;CO=46
IN=COMMUNITY=4 ;CO=47 IN=COMMUNITY=4 ;CO=48 IN=COMMUNITY=4 ;CO=49
IN=COMMUNITY=4 ;CO=50 IN=COMMUNITY=4 ;CO=51 IN=COMMUNITY=4 ;CO=52
IN=COMMUNITY=5 ;CO=53 IN=COMMUNITY=5 ;CO=54 IN=COMMUNITY=5 ;CO=55
IN=COMMUNITY=5 ;CO=56 IN=COMMUNITY=5 ;CO=57 IN=COMMUNITY=5 ;CO=58
IN=COMMUNITY=5 ;CO=59 IN=COMMUNITY=5 ;CO=60 IN=COMMUNITY=5 ;CO=61
IN=COMMUNITY=5 ;CO=62 IN=COMMUNITY=5 ;CO=63 IN=COMMUNITY=5 ;CO=64
IN=COMMUNITY=5 ;CO=65 IN=COMMUNITY=5 ;CO=66 IN=COMMUNITY=5 ;CO=67
IN=COMMUNITY=1 ;CO=68 IN=COMMUNITY=1 ;CO=69 IN=COMMUNITY=1 ;CO=70
IN=COMMUNITY=1 ;CO=71 IN=COMMUNITY=1 ;CO=72 IN=COMMUNITY=1 ;CO=73
IN=COMMUNITY=1 ;CO=74 IN=COMMUNITY=1 ;CO=75 IN=COMMUNITY=1 ;CO=76
IN=COMMUNITY=1 ;CO=77 IN=1>0 ;
```

Sandy Hook Rd (County Rd 1)	01
Ridge Rd	02
County Road 1	03
County Rd 10	04
County Rd 11	05

Thompson Rd	06
County Rd 18	07
Fennell Crest	08
Factory Lane	09
Chourney Lane	10
Sandy Lane	11
Miller Road	12
CON 1	13
CON 2	14
Chourney Lane	15
Eames Road	16
Beckwith Street	17
Barratt's Lane	18
Martin Street	19
Mowbray Road	20
Curry Lane	21
Hidden Valley Rd	22
Mount Pleasant Court	23
Skyline Dr	24
Slalom Dr	25
Woodland Dr	26
Lakeview Cres	27
Valley Rd	28
Chalet Cres	29
Turner Dr	30
Highway 60	31
Morgans Rd	32
Grey Road 10 (Regional)	33
Grey Road 28	34
John Street	35
Barbara Street	36
Adam Street	37
Mill Street	38
Jacob Street	39
William Street	40
Forler Street	41
Stephana Street	42
Enoch Street	43
Queen Street	44
Concession Road 10 E	45
Concession Road 17	46
Concession Road 16	47
Concession Road 18	48
Gey Road 9	49
Normanby Bentinck Ext	50
David Winkler Pky	51

Concession Road 3	52
Alsop PL	53
Ball Rd	54
Concession Rd 5	55
Concession Rd 6	56
James PL	57
Lundy Dr	58
Moore St	59
Sandford Rd	60
Smith Dr	61
Taylor Dr	62
Bolton Dr	63
Centre RD	64
Davis Drive	65
Concession Rd 4	66
8th Line	67
7th Line	68
9th line	69
Merlenor CRT	70
Buckhorn Rd	71
Centre Line	72
Holden Rd	73
Concession 8	74
Selwyne Rd	75
County Road 23	76
Other (Please specify)	77

25

COMM

single, open

min = 1 max = 1 1 = 2

2022-08-24 09:35

What community do you live in?

eliminate -> 77
 according to NOT COMSEL

Sandy Hook Rd (County Rd 1)	01
Ridge Rd	02
County Road 1	03
County Rd 10	04
County Rd 11	05
Thompson Rd	06
County Rd 18	07

Fennell Crest	08
Factory Lane	09
Chourney Lane	10
Sandy Lane	11
Miller Road	12
CON 1	13
CON 2	14
Chourney Lane	15
Eames Road	16
Beckwith Street	17
Barratt's Lane	18
Martin Street	19
Mowbray Road	20
Curry Lane	21
Hidden Valley Rd	22
Mount Pleasant Court	23
Skyline Dr	24
Slalom Dr	25
Woodland Dr	26
Lakeview Cres	27
Valley Rd	28
Chalet Cres	29
Turner Dr	30
Highway 60	31
Morgans Rd	32
Grey Road 10 (Regional)	33
Grey Road 28	34
John Street	35
Barbara Street	36
Adam Street	37
Mill Street	38
Jacob Street	39
William Street	40
Forler Street	41
Stephana Street	42
Enoch Street	43
Queen Street	44
Concession Road 10 E	45
Concession Road 17	46
Concession Road 16	47
Concession Road 18	48
Gey Road 9	49
Normanby Bentinck Ext	50
David Winkler Pky	51
Concession Road 3	52
Alsop PL	53

Ball Rd	54
Concession Rd 5	55
Concession Rd 6	56
James PL	57
Lundy Dr	58
Moore St	59
Sandford Rd	60
Smith Dr	61
Taylor Dr	62
Bolton Dr	63
Centre RD	64
Davis Drive	65
Concession Rd 4	66
8th Line	67
7th Line	68
9th line	69
Merlenor CRT	70
Buckhorn Rd	71
Centre Line	72
Holden Rd	73
Concession 8	74
Selwyne Rd	75
County Road 23	76
Other (Please specify)	770

26

A3SEL (I)

single

min = 1 max = 1 1 = 1

2022-08-23 15:23

§S CO=1 IN=COMMUNITY=1,2,4,5 ;CO=2 IN=COMMUNITY=3 ;

\$500	1
\$600	2

27

A4ASEL (I)

single

min = 1 max = 1 1 = 1

2022-08-23 15:14

\$550	1
\$500	2

28

A4BSEL (I)

single

min = 1 max = 1 1 = 1

2022-08-23 15:15

\$550	1
\$500	2

29

A4B2SEL (I)

single

min = 1 max = 1 1 = 1

2022-08-23 15:15

\$550	1
\$500	2

30

A5SEL (I)

single

min = 1 max = 1 1 = 1

2022-08-23 15:15

\$550	1
\$500	2

31

A6SEL (I)

single

min = 1 max = 1 1 = 1

2022-08-23 15:16

\$550	1
\$500	2

32

W5SEL

single

min = 1 max = 1 l = 1

2022-08-23 15:47

\$S CO=1 IN=COMMUNITY=1,2,4,5 ;CO=2 IN=COMMUNITY=3 ;

\$50	1
\$15	2

33

W5ASEL

single

min = 1 max = 1 l = 1

2022-08-23 15:24

\$S CO=1 IN=COMMUNITY=1,2,4,5 ;CO=2 IN=COMMUNITY=3 ;

\$50	1
\$15	2

34

H5SEL

single

min = 1 max = 1 l = 1

2022-08-23 15:24

\$S CO=1 IN=COMMUNITY=1,2,5 ;CO=2 IN=COMMUNITY=4 ;CO=3 IN=COMMUNITY=3 ;

\$2,100	1
\$2,000	2
\$1,800	3

35

H5ASEL

single

min = 1 max = 1 l = 1

2022-08-23 15:25

\$S CO=1 IN=COMMUNITY=1,2,5 ;CO=2 IN=COMMUNITY=4 ;CO=3 IN=COMMUNITY=3 ;

\$150	1
\$200	2
\$45	3

36

H6SEL

single
min = 1 max = 1 1 = 1

2022-08-23 15:39

\$\$ CO=1 IN=COMMUNITY=1,2,5 ;CO=2 IN=COMMUNITY=4 ;CO=3 IN=COMMUNITY=3 ;

\$800	1
\$800	2
\$400	3

37

H7SEL

single
min = 1 max = 1 1 = 1

2022-08-23 15:25

\$\$ CO=1 IN=COMMUNITY=1,2,5 ;CO=2 IN=COMMUNITY=4 ;CO=3 IN=COMMUNITY=3 ;

\$150	1
\$200	2
\$45	3

38

H8SEL

single
min = 1 max = 1 1 = 1

2022-08-23 15:26

\$\$ CO=1 IN=COMMUNITY=1,2,5 ;CO=2 IN=COMMUNITY=4 ;CO=3 IN=COMMUNITY=3 ;

9%	1
12%	2
3%	3

39

H9SEL

single
min = 1 max = 1 1 = 1

2022-08-23 15:26

\$\$ CO=1 IN=COMMUNITY=1,2,3,5 ;CO=2 IN=COMMUNITY=4 ;

\$1,500	1
\$1,350	2

40

H5WWH_SEL

single

min = 1 max = 1 l = 1

2022-08-23 15:27

\$\$ CO=1 IN=COMMUNITY=1,2,5 ;CO=2 IN=COMMUNITY=4 ;CO=3 IN=COMMUNITY=3 ;

\$2,800	1
\$2,650	2
\$2,400	3

41

H5AWWH_SEL

single

min = 1 max = 1 l = 1

2022-08-23 15:27

\$\$ CO=1 IN=COMMUNITY=1,2,5 ;CO=2 IN=COMMUNITY=4 ;CO=3 IN=COMMUNITY=3 ;

\$200	1
\$250	2
\$60	3

42

H6WWH_SEL

single

min = 1 max = 1 l = 1

2022-08-24 10:22

\$\$ CO=1 IN=COMMUNITY=1,2,4,5 ;CO=2 IN=COMMUNITY=3 ;

\$1,050	1
\$550	2

43

H7WWH_SEL

single

min = 1 max = 1 l = 1

2022-08-23 15:28

\$\$ CO=1 IN=COMMUNITY=1,2,5 ;CO=2 IN=COMMUNITY=4 ;CO=3 IN=COMMUNITY=3 ;

\$200	1
\$250	2
\$60	3

44

H8WWH_SEL

single

min = 1 max = 1 1 = 1

2022-08-23 15:28

\$\$ CO=1 IN=COMMUNITY=1,2,5 ;CO=2 IN=COMMUNITY=4 ;CO=3 IN=COMMUNITY=3 ;

9%	1
12%	2
3%	3

45

H10WWH_SEL

single

min = 1 max = 1 1 = 1

2022-08-23 15:29

\$\$ CO=1 IN=COMMUNITY=1,2,3,5 ;CO=2 IN=COMMUNITY=4 ;

\$2,000	1
\$1,800	2

46

SCR3

single, open

min = 1 max = 1 1 = 1

2022-05-19 10:46

SCR3. Do you own or rent this property?

Own	1
Rent (enter email address and phone number of the property owner)	20
RESPONDENT DOES NOT LIVE IN AREA	3

47

INT02

single

min = 1 max = 1 1 = 2

2017-05-15 12:21

THANK & TERMINATE

```

=> +1
if SCR3=1
THANK & TERMINATE                T2DI    => /END
    
```

48 **SCR4 (I)**

single
min = 1 max = 1 1 = 1

2022-05-11 12:24

SCR4. (DO NOT ASK) RECORD GENDER

Male	1
Female	2

49 **SCR5**

single
min = 1 max = 1 1 = 1

2020-02-19 15:41

SCR5. Which of the following best describes the building (or buildings) at this location?

Agriculture	1
Commercial	2
Farm	3
Industrial	4
Residential	5
Both Residence and a Business	6
DK/NS (DO NOT READ)	9NI

50 **SCR6**

single

min = 1 max = 1 1 = 5

2020-02-19 15:42

SCR6. On average, how much is your annual heating cost for this premise including taxes?

ACCEPT 5 DIGIT NUMBER

ENTER A WHOLE NUMBER UP TO FIVE DIGITS LONG: FOR EXAMPLE 4000

ENTER 99999 IF REFUSED

\$E 0 99999

51

H1A

single, open

min = 1 max = 1 1 = 2

2022-08-24 10:13

H1A. What is the primary energy source of heat for this premise? Is it...? (READ)

INTERVIEWER NOTE: AVOID SELECTING "OTHER", AND PLEASE ALWAYS SELECT ONE OF THE AVAILABLE CHOICES IF POSSIBLE

INTERVIEWER NOTE: GEOTHERMAL OR HEAT PUMP SHOULD BE CATEGORIZED WITH ELECTRICITY, NOT OTHER FOR THE PURPOSES OF THIS QUESTION

permutation -> 1

Oil	01	
Propane	02	
Electricity	03	
Wood	04	
Heat pump such as a geothermal system	06	
No heating	05F	=> W1
[DO NOT READ] Other (SPECIFY)	50FO	

52

H1B1

single

min = 1 max = 1 1 = 2

2017-05-15 12:21

H1B. What type of system provides the primary source of heat for this premise? Is it...?

=> +1 if NOT(H1A=01)	
Oil Forced Air	01
Oil Boiler (Hot Water Radiators)	02
Oil fireplace	03

53

H1B2

single

min = 1 max = 1 1 = 2

2017-05-15 12:21

H1B. What type of system provides the primary source of heat for this premise? Is it...?

=> +1 if NOT(H1A=02)	
Propane Forced Air	01
Propane Boiler (Hot Water Radiators)	02
Propane fireplace	03

54

H1B3

single

min = 1 max = 1 1 = 2

2022-05-11 12:28

H1B. What type of system provides the primary source of heat for this premise? Is it...?

=> +1 if NOT(H1A=03)	
Electric Forced Air	01
Electric Baseboard	02
Geothermal	03N
Heat pump such as a geothermal system	04

55

H1B4

single

min = 1 max = 1 1 = 2

2022-05-11 12:28

H1B. What type of system provides the primary source of heat for this premise? Is it...?

=> +1	
if NOT(H1A=04)	
Wood Forced Air	01
Wood Stoves/Fireplace	02
Outdoor wood furnace	03

56

NEW1

single, open

min = 1 max = 1 1 = 2

2022-08-15 13:53

What kind of heat pump do you have?

=> /+1***ERR	
if NOT (H1B3=04 OR H1A=06)	
Geothermal or ground source heat pump	01
Air Source Heat Pump	02
Other (PLEASE SPECIFY)	500

57

NEW2

single

min = 1 max = 1 1 = 1

2022-08-15 13:53

How knowledgeable would you say that you are about heat pumps including air source heat pumps, geothermal or ground source heating and cooling systems for homes?

=> /+3***ERR	
if H1B3=04 OR H1A=06	
Very knowledgeable	1

Somewhat knowledgeable	2
Not very knowledgeable	3
Never heard of it	4

58

NEW2B

single

min = 1 max = 1 l = 1

2022-08-24 09:40

A heat pump is an electrically driven device that can provide heating by transferring thermal energy from the earth or air into your home. Many heat pumps can also operate in the opposite direction, cooling the home by removing the heat from the inside and sending it outdoors or into the ground. Common types are air source heat pumps and ground source heat pumps (sometimes called geothermal systems). Many homes in moderate climates can rely on these systems to heat or cool their homes year-round; however, in colder climates a specialized cold climate heat pump or a supplementary heating source is usually needed.

Because heat pumps use electricity to move thermal energy to heat and cool your home, they are more efficient than traditional heating and cooling systems which could result in lower annual operating costs compared to other energy sources. However, these systems can have a high upfront cost, and may require modification to ducting designed for a forced-air furnace or central air conditioning system to distribute hot and cold air in your home. Upgrades to your electrical panel may also be required to accommodate a heat pump. Government incentives are currently available to bring down the cost.

```
=> /+1***ERR
if NOT (NEW2=3 OR NEW2=4)
```

continue 1DI

59

NEW3

single

min = 1 max = 1 l = 1

2022-08-15 13:54

How likely would you be to seek out more information about installing a heat pump heating and cooling system for your home?

=> /+1***ERR
if H1B3=04 OR H1A=06

Extremely likely	1
Very likely	2
Likely	3
Not very likely	4
Not at all likely	5
Don't Know	6

60

H2

single

min = 1 max = 1 1 = 2

2022-08-24 09:40

H2. How old is your heating system?

PLEASE ENTER THE NUMBER OF YEARS

ENTER 98 IF LESS THAN ONE YEAR

ENTER 99 IF DK/NA

\$E 0 99

61

H3

single

min = 1 max = 1 1 = 1

2020-02-19 15:49

**H3. How likely are you to replace your heating system in the next 2 years? Are you...?
(READ)**

Extremely likely	5
Very likely	4
Likely	3
Not very likely	2
Not at all likely	1
DK/NS (DO NOT READ)	9

62

W1

single, open

min = 1 max = 1 1 = 2

2022-05-18 01:16

Now, I would like to ask you a few questions about your water heater.

W1. What is the MAIN fuel source for heating your water?

Propane	01
Oil	02
Electricity	03
Other (SPECIFY)	500
Wood	04
Geothermal/Ground source	05

63

W2

single

min = 1 max = 1 1 = 1

2017-05-15 12:21

W2. How old is your water heater? (**READ**)

5 years or less	1
6 to 10 years old	2
11 to 15 years old	3
16 to 25 years old	4
Over 25 years old	5
DK/NS (DO NOT READ)	9

64

W3

single

min = 1 max = 1 1 = 1

2022-05-11 12:36

W3. Is your water heater owned or rented?

Owned	1
-------	---

Rented	2	
DK/NS (DO NOT READ)	9	=> H5

65

W5

single

min = 1 max = 1 1 = 1

2022-08-23 15:31

W5. The purchase and installation of a typical natural gas water heater costs about \$1,700 including taxes depending on the complexity of the installation. However, with natural gas, you could save up to \$250 compared to propane water heating costs every year, or *W5SEL* compared to electric water heating costs.

The federal carbon pricing program will result in increases to natural gas prices over time. The federal carbon charge is currently 9.79 cents per cubic meter, making up approximately 15% of the total natural gas bill for a typical home. The federal carbon charge will increase each year, reaching 18.11 cents per cubic meter in 2025 and 32.40 cents per cubic meter in 2030. This could diminish savings relative to an electric water heater. Federal carbon charges also apply to propane.

Considering this, how likely are you to convert your water heater to natural gas? Would you say you are...? **(READ)**

=> +1	
if NOT(W3=1)	
Extremely likely	5
Very likely	4
Likely	3
Not very likely	2
Not at all likely	1

66

W5A

single

min = 1 max = 1 1 = 1

2022-08-23 15:31

W5a. Natural Gas water heaters can also be rented. Typical monthly rental rates range from \$23 per month to \$30 per month including taxes. Depending on the specific style of your premises, the property owner may incur additional expenses for the conversion. However, with natural gas,

you could save up to \$250 compared to propane water heating costs every year, or *W5ASEL* compared to electric water heating costs.

The federal carbon pricing program will result in increases to natural gas prices over time. The federal carbon charge is currently 9.79 cents per cubic meter, making up approximately 15% of the total natural gas bill for a typical home. The federal carbon charge will increase each year, reaching 18.11 cents per cubic meter in 2025 and 32.40 cents per cubic meter in 2030. This could diminish savings relative to an electric water heater. Federal carbon charges also apply to propane.

Considering this, how likely are you to convert your water heater to natural gas? Would you say you are...? **(READ)**

=> +1 if NOT(W3=2)	
Extremely likely	5
Very likely	4
Likely	3
Not very likely	2
Not at all likely	1

67	H5
single	
min = 1 max = 1 l = 1	

2022-08-24 10:00

H5. Converting your heating system to natural gas requires some initial investment by the property owner. The cost of converting a residential heating system to a natural gas high efficiency furnace or boiler is in the range of \$4,500 to \$5,500 including taxes depending on the type of equipment you currently have.

In addition to the cost of converting your heating equipment, an average home would be required to make a financial contribution toward the cost of constructing the pipeline, which will be split into monthly payments based on how much gas you use. With the surcharge added, an average home will save approximately *H5SEL* per year by switching heating equipment to natural gas. Savings are likely greater for businesses. **Considering this, how likely are you to convert your heating system to natural gas? Would you say...? (READ)**

=> +1 if NOT((H1A=01 AND H1B1=01,02) AND (W5=1,2 OR W5A=1,2 OR W3=9))	
Extremely likely	5
Very likely	4

Likely	3
Not very likely	2
Not at all likely	1

68 **H5A**

single
min = 1 max = 1 l = 1

2022-08-24 10:04

H5a. Converting your heating system to natural gas requires some initial investment by the property owner. The cost of converting a residential heating system to a natural gas high efficiency furnace is in the range of \$4,500 to \$5,500 including taxes depending on the type of equipment you currently have.

In addition to the cost of converting your heating equipment, **an average** home would be required to make a financial contribution toward the cost of constructing the pipeline, which will be split into monthly payments based on how much gas you use. With the surcharge added, an average home will save approximately *H5ASEL* per year by switching electric heating equipment to natural gas. Savings are likely greater for businesses.

The federal carbon pricing program will result in increases to natural gas prices over time. The federal carbon charge is currently 9.79 cents per cubic meter, making up approximately 15% of the total natural gas bill for a typical home. The federal carbon charge will increase each year, reaching 18.11 cents per cubic meter in 2025 and 32.40 cents per cubic meter in 2030. This could diminish savings relative to an electric water heater.

Considering this, how likely are you to convert your heating system to natural gas? Would you say...? (READ)

=> +1 if NOT(H1A=03 AND H1B3=01 AND (W5=1,2 OR W5A=1,2 OR W3=9))	
Extremely likely	5
Very likely	4
Likely	3
Not very likely	2
Not at all likely	1

69 **H6**

single
min = 1 max = 1 l = 1

2022-08-24 10:04

H6. Converting your heating system to natural gas requires some initial investment by the property owner. The cost of converting your existing heating system to natural gas is likely in the range of \$400 to \$1,000 including taxes depending on the type of equipment you currently have.

In addition to the cost of converting your heating equipment, an average home would be required to make a financial contribution toward the cost of constructing the pipeline, which will be split into monthly payments based on how much gas you use. With the surcharge added, an average home will save approximately *H6SEL* per year by switching heating equipment to natural gas. Savings are likely greater for businesses. **Considering this, how likely are you to convert your heating system to natural gas? Would you say...? (READ)**

=> +1	
if NOT(H1A=02 AND H1B2=01,02 AND (W5=1,2 OR W5A=1,2 OR W3=9))	
Extremely likely	5
Very likely	4
Likely	3
Not very likely	2
Not at all likely	1

70	H7
	single
	min = 1 max = 1 1 = 1

2022-08-24 10:08

H7. Converting your heating system to natural gas requires some initial investment by the property owner. The cost of converting a residential heating system to a high efficiency natural gas furnace and adding ducting is likely to be about \$12,500 including taxes depending on the specific style and/or size of your premise. Another option would be to install a natural gas fireplace or space heater to heat the main living area, at an estimated cost of \$4,500 - \$5,000

In addition to the cost of converting your heating equipment, an average home would be required to make a financial contribution toward the cost of constructing the pipeline, which will be split into monthly payments based on how much gas you use. With the surcharge added, an average home will save approximately *H7SEL* per year by switching electric heating equipment to natural gas. Savings are likely greater for businesses.

The federal carbon pricing program will result in increases to natural gas prices over time. The federal carbon charge is currently 9.79 cents per cubic meter, making up approximately 15% of the total natural gas bill for a typical home. The federal carbon charge will increase each year, reaching 18.11 cents per cubic meter in 2025 and 32.40 cents per cubic meter in 2030. This could diminish savings relative to electricity.

Considering this, how likely are you to convert your heating system to natural gas? Would you say...?(READ)

=> +1 if NOT(H1A=03 AND H1B3=02 AND (W5=1,2 OR W5A=1,2 OR W3=9))	
Extremely likely	5
Very likely	4
Likely	3
Not very likely	2
Not at all likely	1

71 **H7A**

single

min = 1 max = 1 1 = 1

2022-08-24 10:05

H7a. Installing a high efficiency natural gas furnace is likely to cost about \$4,500-\$5,500 if you already have forced air ductwork and \$12,500 if you don't, including taxes. A natural gas fireplace or wall heater would also cost about \$4,500-\$5,500.

In addition to the cost of converting your heating equipment, **an average** home would be required to make a financial contribution toward the cost of constructing the pipeline, which will be split into monthly payments based on how much gas you use. With the surcharge added, savings will likely be minimal from switching your wood-fired heating equipment to natural gas. However, you wouldn't need to split or store wood. **Considering this, how likely are you to convert your heating system to natural gas? Would you say...? (READ)**

=> +1 if NOT(H1A=04 AND (W5=1,2 OR W5A=1,2 OR W3=9))	
Extremely likely	5
Very likely	4
Likely	3
Not very likely	2
Not at all likely	1

72 **H8**

single

min = 1 max = 1 1 = 1

2022-08-24 10:05

H8. Installing a high efficiency natural gas furnace or boiler is likely to cost about \$4,500-\$5,500 if you already have forced air ductwork or a boiler, and \$12,500 if you were to install a new forced air system requiring ductwork, including taxes. Alternatively, a natural gas fireplace or wall heater would cost about \$4,500-\$5,500.

In addition to the cost of converting your heating equipment, an average home would be required to make a financial contribution toward the cost of constructing the pipeline, which will be split into monthly payments based on how much gas you use. With the surcharge added, an average home could save *H8SEL* or more by switching heating equipment to natural gas. Savings are likely greater for businesses. **Considering this, how likely are you to convert your heating system to natural gas? Would you say...?**
(READ)

=> +1	
if NOT((H1A=05,50 OR H1B1=03 OR H1B2=03) AND (W5=1,2 OR W5A=1,2 OR W3=9))	
Extremely likely	5
Very likely	4
Likely	3
Not very likely	2
Not at all likely	1

73	H9
	single
	min = 1 max = 1 1 = 1

2022-08-24 10:02

Homewoeners with a heat pump heating and cooling system could consider using natural gas as a supplemental heating source. The cost of a high efficiency natural gas furnace is in the range of \$4,500 to \$5,500 including taxes. Alternatively, a natural gas fireplace or wall heater would cost about \$4,500-\$5,500.

In addition to the cost of supplementing your heating equipment, an average home would be required to make a financial contribution toward the cost of constructing the pipeline, which will be split into monthly payments based on how much gas you use. With the surcharge added, a typical home costs *H9SEL* per year to fully heat with natural gas. Cost would be less if using natural gas for supplemental heating only.

The federal carbon pricing program will result in increases to natural gas prices over time. The federal carbon charge is currently 9.79 cents per cubic meter, making up approximately 15% of the total natural gas bill for a typical home. The federal carbon charge will increase each year,

reaching 18.11 cents per cubic meter in 2025 and 32.40 cents per cubic meter in 2030.
Considering this, how likely are you to connect to natural gas? Would you say...?

=> /+1***ERR	
if NOT ((H1A=06 OR H1B3=04) AND (W5=1,2 OR W5A=1,2 OR W3=9))	
Extremely likely	1
Very likely	2
Likely	3
Not very likely	4
Not at all likely	5

74 **H5_WWH**

single
 min = 1 max = 1 l = 1

2022-08-24 10:01

H5. Converting your heating system to natural gas requires some initial investment by the property owner. The cost of converting a residential heating system to a natural gas high efficiency furnace or boiler is in the range of \$4,500 to \$5,500 including taxes depending on the type of equipment you currently have.

In addition to the cost of converting your SPACE AND WATER heating, **an average** home would be required to make a financial contribution toward the cost of constructing the pipeline, which will be split into monthly payments based on how much gas you use. With the surcharge added, an average home will save approximately *H5WWH_SEL* per year by switching space and water heating to natural gas. Savings are likely greater for businesses. **Considering this, how likely are you to convert your space and water heating systems to natural gas? Would you say...?**

=> /+1***ERR	
if NOT((H1A=01 AND H1B1=01,02) AND (W5=3,4,5 OR W5A=3,4,5))	
Extremely likely	5
Very likely	4
Likely	3
Not very likely	2
Not at all likely	1

75 **H5A_WWH**

single

min = 1 max = 1 l = 1

2022-08-24 10:02

H5a. Converting your heating system to natural gas requires some initial investment by the property owner. The cost of converting a residential heating system to a natural gas high efficiency furnace is in the range of \$4,500 to \$5,500 including taxes depending on the type of equipment you currently have.

In addition to the cost of converting your SPACE AND WATER heating, **an average** home would be required to make a financial contribution toward the cost of constructing the pipeline, which will be split into monthly payments based on how much gas you use. With the surcharge added, an average home will save *H5AWWH_SEL* per year by switching space and water heating to natural gas. Savings are likely greater for businesses.

The federal carbon pricing program will result in increases to natural gas prices over time. The federal carbon charge is currently 9.79 cents per cubic meter, making up approximately 15% of the total natural gas bill for a typical home. The federal carbon charge will increase each year, reaching 18.11 cents per cubic meter in 2025 and 32.40 cents per cubic meter in 2030. This could diminish savings relative to electricity. **Considering this, how likely are you to convert your space and water heating systems to natural gas? Would you say...?**

=> +1	
if NOT(H1A=03 AND H1B3=01 AND (W5=3,4,5 OR W5A=3,4,5))	
Extremely likely	5
Very likely	4
Likely	3
Not very likely	2
Not at all likely	1

76 **H6_WWH**

single
min = 1 max = 1 l = 1

2022-08-24 10:02

H6. Converting your heating system to natural gas requires some initial investment by the property owner. The cost of converting your existing heating system to natural gas is likely in the range of \$400 to \$1,000 including taxes depending on the type of equipment you currently have.

In addition to the cost of converting your SPACE AND WATER heating, **an average** home would be required to make a financial contribution toward the cost of constructing the pipeline, which will be split into monthly payments based on how much gas you use. With the surcharge added, an average home will save *H6WWH_SEL* per year by switching space and water heating

to natural gas. Savings are likely greater for businesses. **Considering this, how likely are you to convert your space and water heating systems to natural gas? Would you say...? (READ)**

=> +1 if NOT(H1A=02 AND H1B2=01,02 AND (W5=3,4,5 OR W5A=3,4,5))	
Extremely likely	5
Very likely	4
Likely	3
Not very likely	2
Not at all likely	1

77 **H7_WWH**

single
min = 1 max = 1 l = 1

2022-08-24 10:07

H7. Converting your heating system to natural gas requires some initial investment by the property owner. The cost of converting a residential heating system to a high efficiency natural gas furnace and adding ducting is likely to be about \$12,500 including taxes depending on the specific style and/or size of your premise. Another option would be to install a natural gas fireplace or space heater to heat the main living area, at an estimated cost of \$4,500 - \$5,000

In addition to the cost of converting your SPACE AND WATER heating, an average home would be required to make a financial contribution toward the cost of constructing the pipeline, which will be split into monthly payments based on how much gas you use. With the surcharge added, an average home will save *H7WWH_SEL* per year by switching space and water heating to natural gas. Savings are likely greater for businesses.

The federal carbon pricing program will result in increases to natural gas prices over time. The federal carbon charge is currently 9.79 cents per cubic meter, making up approximately 15% of the total natural gas bill for a typical home. The federal carbon charge will increase each year, reaching 18.11 cents per cubic meter in 2025 and 32.40 cents per cubic meter in 2030. This could diminish savings relative to electricity.

Considering this, how likely are you to convert your space and water heating systems to natural gas? Would you say...?

=> +1 if NOT(H1A=03 AND H1B3=02 AND (W5=3,4,5 OR W5A=3,4,5))	
Extremely likely	5
Very likely	4
Likely	3

Not very likely	2
Not at all likely	1

78

H7A_WWH

single

min = 1 max = 1 1 = 1

2022-08-24 10:03

H7a. Installing a high efficiency natural gas furnace is likely to cost about \$4,500-\$5,500 if you already have forced air ductwork and \$12,500 if it doesn't, including taxes. A natural gas fireplace or wall heater would also cost about \$4,500-\$5,500.

In addition to the cost of converting your SPACE AND WATER heating, **an average** home would be required to make a financial contribution toward the cost of constructing the pipeline, which will be split into monthly payments based on how much gas you use. With the surcharge added, savings will likely be minimal from switching your wood-fired equipment to natural gas. However, you wouldn't need to split or store wood. **Considering this, how likely are you to convert your space and water heating systems to natural gas? Would you say...? (READ)**

=> +1
if NOT(H1A=04 AND (W5=3,4,5 OR W5A=3,4,5))

Extremely likely	5
Very likely	4
Likely	3
Not very likely	2
Not at all likely	1

79

H8_WWH

single

min = 1 max = 1 1 = 1

2022-08-24 10:03

H8. Installing a high efficiency natural gas furnace or boiler is likely to cost about \$4,500-\$5,500 if you already have forced air ductwork or a boiler, and \$12,500 if you were to install a new forced air system requiring ductwork, including taxes. Alternatively, a natural gas fireplace or wall heater would cost about \$4,500-\$5,500.

In addition to the cost of converting your SPACE AND WATER heating, **an average** home would be required to make a financial contribution toward the cost of constructing the pipeline,

which will be split into monthly payments based on how much gas you use. With the surcharge added, an average home could save *H8WWH_SEL* or more per year by switching space and water heating to natural gas. Savings are likely greater for businesses. **Considering this, how likely are you to convert your space and water heating systems to natural gas? Would you say...?**
(READ)

=> +1	
if NOT((H1A=05,50 OR H1B1=03 OR H1B2=03) AND (W5=3,4,5 OR W5A=3,4,5))	
Extremely likely	5
Very likely	4
Likely	3
Not very likely	2
Not at all likely	1

80 **H10_WWH**

single
 min = 1 max = 1 1 = 1

2022-08-24 10:03

Homewoeners with a heat pump heating and cooling system could consider using natural gas as a supplemental heating source. The cost of a high efficiency natural gas furnace is in the range of \$4,500 to \$5,500 including taxes. Alternatively, a natural gas fireplace or wall heater would cost about \$4,500-\$5,500.

In addition to the cost of supplementing your heating equipment, **an average** home would be required to make a financial contribution toward the cost of constructing the pipeline, which will be split into monthly payments based on how much gas you use. With the surcharge added, a typical home costs *H10WWH_SEL* per year for water heating and to fully heat with natural gas. Cost would be less if using natural gas for supplemental heating only.

The federal carbon pricing program will result in increases to natural gas prices over time. The federal carbon charge is currently 9.79 cents per cubic meter, making up approximately 15% of the total natural gas bill for a typical home. The federal carbon charge will increase each year, reaching 18.11 cents per cubic meter in 2025 and 32.40 cents per cubic meter in 2030.

Considering this, how likely are you to connect to natural gas? Would you say...?

=> /+1***ERR	
if NOT ((H1A=06 OR H1B3=04) AND (W5=3,4,5 OR W5A=3,4,5))	
Extremely likely	1

Very likely	2
Likely	3
Not very likely	4
Not at all likely	5

81

H9A

multiple, open
min = 1 max = 7 1 = 2

2022-08-23 16:06

H9a. You indicated that you are unlikely to convert your heating system to natural gas. Can you explain why? (PROBE) Are there any other reasons?

=> +1
if NOT(H5=1) AND NOT(H5=2) AND NOT(H5A=1) AND NOT(H5A=2) AND NOT(H6=1) AND NOT(H6=2) AND NOT(H7=1) AND NOT(H7=2) AND NOT(H7A=1) AND NOT(H7A=2) AND NOT(H5_WWH=1) AND NOT(H5_WWH=2) AND NOT(H5A_WWH=1) AND NOT(H5A_WWH=2) AND NOT(H6_WWH=1) AND NOT(H6_WWH=2) AND NOT(H7_WWH=1) AND NOT(H7_WWH=2) AND NOT(H7A_WWH=1) AND NOT(H7A_WWH=2)

Don't like natural gas	01
Not interested/ have no plans to change	02
Not interested at this time/ maybe in the future	03
Not worth it	04
Plan on building a new home (or facility) / moving	05
Too expensive	06
Other: (SPECIFY)	500
DK/NS	99X
I prefer my present heating system	07N
I am a senior/Too old to change	08N
Current heating system is new	09N
Do not believe the promise of saving \$1500	10N

82

H9B

multiple, open
min = 1 max = 8 1 = 2

2022-08-23 16:07

H9b. You indicated that you are unlikely to install a natural gas space heating system. Can you explain why? (PROBE) Are there any other reasons?

=> +2	
if NOT(H1A=05,06,50 AND (H8=1 OR H8=2 OR H8_WWH=1 OR H8_WWH=2))	
This is a cottage occupied only in the summer	07
Don't like natural gas	01
Not interested/ have no plans to change	02
Not interested at this time/ maybe in the future	03
Not worth it	04
Plan on building a new home (or facility) / moving	05
Too expensive	06
Other: [SPECIFY]	500
DK/NS (DO NOT READ)	99X

83

H9C (I)

single

min = 1 max = 1 1 = 1

2022-05-11 13:06

H9c. If low interest financing is available for the purchase of new natural gas equipment, how likely are you to reconsider converting? Would you say...?

Extremely likely	5
Very likely	4
Likely	3
Not very likely	2
Not at all likely	1

84

PRE1 (I)

single

min = 1 max = 1 1 = 2

2022-08-23 16:07

Natural gas expansion projects are costly and the Ontario Energy Board has indicated that the costs of connecting a new community must be fully covered through the rates new customers pay. In your community, Union Gas' regular rates will not be high enough to cover costs, so connecting customers will be asked to pay a surcharge to make up the difference.

INTERVIEWER NOTE:

IF RESPONDENT ASKS ABOUT THE OPTION OF A GOVERNMENT LOAN OR GRANT FOR CONSTRUCTING THE GAS PIPELINE, INTERVIEWER SHOULD MENTION THAT GRANTS ARE EXPECTED TO BE MADE AVAILABLE TO SOME COMMUNITIES, BUT GRANTS HAVE NOT BEEN ANNOUNCED YET. THE SURCHARGE BEING QUOTED ASSUMES THERE IS A CONTRIBUTION FROM THE GOVERNMENT.

INTERVIEWER NOTE: IF ASKED, THE SURCHARGE WILL LIKELY BE ABOUT 40 YEARS

=> +20
 if NOT(H5=5,4,3 OR H5A=5,4,3 OR H6=5,4,3 OR H7=5,4,3 OR H7A=5,4,3 OR H8=5,4,3)

85

SKA1 (I)

single

min = 1 max = 1 l = 1

2020-02-20 12:46

Skip to next section if unlikely to purchase new water heater

=> +6
 else => +1
 if NOT(W5=1,2 OR W5A=1,2 OR W3=9)

86

A1A (I)

single

min = 1 max = 1 l = 1

2020-02-20 12:44

SUR #A1A. In addition to the cost of converting your heating equipment, an average home would be required to make a financial contribution of **\$400 per year** toward the cost of constructing the pipeline, which will be split into monthly payments based on how much gas you use. With the surcharge added, you will save **\$400** per year by switching your heating equipment to natural gas. Savings are likely greater for businesses. **Considering this, how likely are you to convert your heating system to natural gas? Would you say...?**

INTERVIEWER NOTE: IF ASKED, THE SURCHARGE WILL LIKELY BE ABOUT 40 YEARS

=> +1 if NOT((H6=5,4,3) AND (W5=1,2 OR W5A=1,2 OR W3=9))	
Extremely likely	5
Very likely	4
Likely	3
Not very likely	2
Not at all likely	1

87

A1B (I)

single

min = 1 max = 1 1 = 1

2020-02-20 12:45

SUR #A1B. In addition to the cost of converting your heating equipment, an average home would be required to make a financial contribution of **\$400** per year toward the cost of constructing the pipeline, which will be split into monthly payments based on how much gas you use. With the surcharge added, you will save **\$1,200** per year by switching your heating equipment to natural gas. Savings are likely greater for businesses. **Considering this, how likely are you to convert your heating system to natural gas? Would you say...?**

=> +1 if NOT((H5=5,4,3 OR H8=5,4,3) AND (W5=1,2 OR W5A=1,2 OR W3=9))	
Extremely likely	5
Very likely	4
Likely	3
Not very likely	2
Not at all likely	1

88

A1B2 (I)

single

min = 1 max = 1 1 = 1

2020-02-20 12:47

SUR #A1B - 2. In addition to the cost of converting your heating equipment, an average home would be required to make a financial contribution of **\$400** per year toward the cost of constructing the pipeline, which will be split into monthly payments based on how much gas you

use. With the surcharge added, you will save up to **\$600** per year by switching your heating equipment to natural gas. Savings are likely greater for businesses. **Considering this, how likely are you to convert your heating system to natural gas? Would you say...?**

=> +1	
if NOT((H8=5,4,3 OR H8=5,4,3) AND (W5=1,2 OR W5A=1,2 OR W3=9))	
Extremely likely	5
Very likely	4
Likely	3
Not very likely	2
Not at all likely	1

89 **A2 (I)**

single
min = 1 max = 1 1 = 1

2020-02-20 12:48

SUR #A2. In addition to the cost of converting your heating equipment, **an average** home would be required to make a financial contribution of **\$500 per year** toward the cost of constructing the pipeline, which will be split into monthly payments based on how much gas you use. With the surcharge added, savings will likely be minimal from switching your wood-fired heating equipment to natural gas. However, you wouldn't need to split or store wood. **Considering this, how likely are you to convert your heating system to natural gas? Would you say...?**

INTERVIEWER NOTE: IF ASKED, THE SURCHARGE WILL LIKELY BE ABOUT 40 YEARS

=> +1	
if NOT((H7A=5,4,3) AND (W5=1,2 OR W5A=1,2 OR W3=9))	
Extremely likely	5
Very likely	4
Likely	3
Not very likely	2
Not at all likely	1

90 **A3 (I)**

single
min = 1 max = 1 1 = 1

2020-02-20 12:51

SUR #A3. In addition to the cost of converting your heating equipment, **an average** home would be required to make a financial contribution of **\$400 per year** toward the cost of constructing the pipeline, which will be split into monthly payments based on how much gas you use. With the surcharge added, you will save **\$600 [\$500 if community = Glendale Subdivision]** per year by switching your electric heating equipment to natural gas. Savings are likely greater for businesses. **Considering this, how likely are you to convert your heating system to natural gas? Would you say...?**

INTERVIEWER NOTE: IF ASKED, THE SURCHARGE WILL LIKELY BE ABOUT 40 YEARS

=> +1
 if NOT((H5A=5,4,3 OR H7=5,4,3) AND (W5=1,2 OR W5A=1,2 OR W3=9))

91 **SKA2 (I)**

single
 min = 1 max = 1 1 = 1

2017-05-15 12:21

Skip if likely to buy new water heater

=> +5
 else => +1
 if NOT(W5=3,4,5 OR W5A=3,4,5)

92 **A4A (I)**

single
 min = 1 max = 1 1 = 1

2020-02-20 12:53

SUR #A4A. In addition to the cost of converting your SPACE AND WATER heating, **an average** home would be required to make a financial contribution of **\$500 [\$550 if community = Glendale Subdivision] per year** toward the cost of constructing the pipeline, which will be split into monthly payments based on how much gas you use. With the surcharge added, you will save

\$500 per year by switching your space and water heating to natural gas. Savings are likely greater for businesses. **Considering this, how likely are you to convert your space and water heating systems to natural gas? Would you say...?**

INTERVIEWER NOTE: IF ASKED, THE SURCHARGE WILL LIKELY BE ABOUT 40 YEARS

=> +1	
if NOT(H6=5,4,3 AND (W5=5,4,3 OR W5A=5,4,3))	
Extremely likely	5
Very likely	4
Likely	3
Not very likely	2
Not at all likely	1

93

A4B (I)

single

min = 1 max = 1 1 = 1

2020-02-20 12:53

SUR #A4B. In addition to the cost of converting your SPACE AND WATER heating, **an average** home would be required to make a financial contribution of **\$500 [\$550 if community = Glendale Subdivision] per year** toward the cost of constructing the pipeline, which will be split into monthly payments based on how much gas you use. With the surcharge added, you will save **\$1,600 per year** by switching your space and water heating to natural gas. Savings are likely greater for businesses. **Considering this, how likely are you to convert your space and water heating systems to natural gas? Would you say...?**

INTERVIEWER NOTE: IF ASKED, THE SURCHARGE WILL LIKELY BE ABOUT 40 YEARS

=> +1	
if NOT((H5=5,4,3 OR H8=5,4,3) AND (W5=5,4,3 OR W5A=5,4,3))	
Extremely likely	5
Very likely	4
Likely	3
Not very likely	2
Not at all likely	1

94

A4B2 (I)

single

min = 1 max = 1 l = 1

2020-02-20 12:54

SUR #A4B - 2. In addition to the cost of converting your SPACE AND WATER heating, **an average** home would be required to make a financial contribution of **\$500 [\$550 if community = Glendale Subdivision] per year** toward the cost of constructing the pipeline, which will be split into monthly payments based on how much gas you use. With the surcharge added, you will save **up to \$450 per year** by switching your space and water heating to natural gas. Savings are likely greater for businesses. **Considering this, how likely are you to convert your space and water heating systems to natural gas? Would you say...?**

=> +1 if NOT((H8=5,4,3 OR H8=5,4,3) AND (W5=5,4,3 OR W5A=5,4,3))	
Extremely likely	5
Very likely	4
Likely	3
Not very likely	2
Not at all likely	1

95

A5 (I)

single

min = 1 max = 1 l = 1

2020-02-20 12:57

SUR #A5. In addition to the cost of converting your SPACE AND WATER heating, **an average** home would be required to make a financial contribution of **\$500 [\$550 if community = Glendale Subdivision] per year** toward the cost of constructing the pipeline, which will be split into monthly payments based on how much gas you use. With the surcharge added, savings will likely be minimal from switching your wood-fired equipment to natural gas. However, you wouldn't need to split or store wood. **Considering this, how likely are you to convert your space and water heating systems to natural gas? Would you say...?**

INTERVIEWER NOTE: IF ASKED, THE SURCHARGE WILL LIKELY BE ABOUT 40 YEARS

=> +1 if NOT(H7A=5,4,3 AND (W5=5,4,3 OR W5A=5,4,3))	
Extremely likely	5

Very likely	4
Likely	3
Not very likely	2
Not at all likely	1

96 **A6 (I)**

single
min = 1 max = 1 1 = 1

2020-02-20 12:57

SUR #A6. In addition to the cost of converting your SPACE AND WATER heating, **an average** home would be required to make a financial contribution of **\$500** [**\$550 if community = Glendale Subdivision**] **per year** toward the cost of constructing the pipeline, which will be split into monthly payments based on how much gas you use. With the surcharge added, you will save **\$700 per year** by switching your space and water heating to natural gas. Savings are likely greater for businesses. **Considering this, how likely are you to convert your space and water heating systems to natural gas? Would you say...?**

INTERVIEWER NOTE: IF ASKED, THE SURCHARGE WILL LIKELY BE ABOUT 40 YEARS

=> +1 if NOT((H5A=5,4,3 OR H7=5,4,3) AND (W5=5,4,3 OR W5A=5,4,3))	
Extremely likely	5
Very likely	4
Likely	3
Not very likely	2
Not at all likely	1

97 **E1**

single
min = 1 max = 1 1 = 2

2022-08-23 16:08

E1. You indicated that you are likely to convert to natural gas. Assuming gas service is available **Prior to 2026**, when would you likely convert?
(READ LIST)

=> +7
 if NOT(H5>=3 OR H5A>=3 OR H6>=3 OR H7>=3 OR H7A>=3 OR H5_WWH>=3 OR
 H5A_WWH>=3 OR H6_WWH>=3 OR H7_WWH>=3 OR H7A_WWH>=3 OR H8>=3 OR
 H8_WWH>=3)

Within the first 12 months	01
Within 1 to 2 years	02
Within 2 to 3 years	03
After 3 years	04

98

E2A

single

min = 1 max = 1 1 = 1

permutation -> E2D

2017-05-15 12:21

E2. I am going to read you a list of appliances that could be powered by natural gas. For each appliance, please tell me if you would be extremely interested, very interested, interested, not very interested or not at all interested in natural gas for the appliance.

Fireplace

Extremely interested	5
Very interested	4
Interested	3
Not very interested	2
Not at all interested	1
DK/NS (DO NOT READ)	9

99

E2B

single

min = 1 max = 1 1 = 1

2017-05-15 12:21

E2. I am going to read you a list of appliances that could be powered by natural gas. For each appliance, please tell me if you would be extremely interested, very interested, interested, not very interested or not at all interested in natural gas for the appliance.

Oven, range or stove

Extremely interested	5
Very interested	4
Interested	3
Not very interested	2
Not at all interested	1
DK/NS (DO NOT READ)	9

100

E2C

single

min = 1 max = 1 1 = 1

2017-05-15 12:21

E2. I am going to read you a list of appliances that could be powered by natural gas. For each appliance, please tell me if you would be extremely interested, very interested, interested, not very interested or not at all interested in natural gas for the appliance.

Clothes dryer

Extremely interested	5
Very interested	4
Interested	3
Not very interested	2
Not at all interested	1
DK/NS (DO NOT READ)	9

101

E2D

single

min = 1 max = 1 1 = 1

2017-05-15 12:21

E2. I am going to read you a list of appliances that could be powered by natural gas. For each appliance, please tell me if you would be extremely interested, very interested, interested, not very interested or not at all interested in natural gas for the appliance.

BBQ

Extremely interested	5
Very interested	4
Interested	3
Not very interested	2

Not at all interested	1
DK/NS (DO NOT READ)	9

102 **E2E**

single, open
min = 1 max = 1 1 = 2

2022-05-13 11:32

E2. I am going to read you a list of appliances that could be powered by natural gas. For each appliance, please tell me if you would be extremely interested, very interested, interested, not very interested or not at all interested in natural gas for the appliance.

Other

Other Appliance	50O	
None/No other appliance	99X	=> +2
Hot water heater	01N	
Furnace	02N	
Stove	03N	
Generator	04N	
Fireplace	05N	
Dryer	06N	
Pool heater	30N	
Propane heater	31N	
Unit heater	32N	
Heater (Other/Unspecified)	49N	

103 **E2E_O**

single
min = 1 max = 1 1 = 1

2017-05-16 11:29

E2. I am going to read you a list of appliances that could be powered by natural gas. For each appliance, please tell me if you would be extremely interested, very interested, interested, not very interested or not at all interested in natural gas for the appliance.

E2E:O

Extremely interested	5
Very interested	4

Interested	3
Not very interested	2
Not at all interested	1
DK/NS (DO NOT READ)	9

104

D1SK

single

min = 1 max = 1 1 = 2

2022-08-31 16:11

I just have a few additional questions for you that will help us group your answers with others who have also participated in the research. As a reminder, your answers will be kept completely confidential and they will not be tied back to you.

else => +11
if SCR5=5,6

CONTINUE D1D

105

D1

single

min = 1 max = 1 1 = 1

2017-05-15 12:21

D1. Which of the following best describes the style of your house? Is it a ...?

A bungalow or one story ranch	1
A raised ranch	2
A split level	3
A two story	4
Or a three story house	5
Some other style	9

106

D2

single

min = 1 max = 1 1 = 5

2022-08-23 16:11

D2. In order to have some idea as to the approximate size of your home in square feet (not including any unfinished basement space) can you tell me how many square feet your home is?

ENTER FIVE 9s (99999) IF DK/REFUSED

\$E 100 99999

107

D3

single

min = 1 max = 1 1 = 4

2017-05-15 12:21

D3. In what year was your house built? Your best estimate is fine. **[RECORD YEAR]**

ENTER 9999 IF DK/REFUSED

\$E 1800 9999

108

D3A

single

min = 1 max = 1 1 = 1

2017-05-15 12:21

D3a. Which statement best describes the occupancy of this dwelling?

Occupied all-year round	1
Occupied mostly in the summer months	2
Occupied mostly in the winter months	3
Occupied occasionally year round	4
DK/NS (DO NOT READ)	9

109

D3B

single

min = 1 max = 1 1 = 2

2022-05-18 01:20

D3b. For approximately how many months did you use this residence during 2021?

[RECORD NUMERIC OF MONTHS]

ENTER 99 IF REFUSED

\$E 1 99

=> +1
if D3A=1,9

110

D4

single

min = 1 max = 1 1 = 2

2017-05-15 12:21

D4. How many adults 18 years or over do you have living in your household, including yourself?

RECORD NUMERIC RESPONSE RANGE: 1 TO 20

ENTER 99 IF REFUSED

\$E 1 99

111

D5

single

min = 1 max = 1 1 = 2

2017-05-15 12:21

D5. And how many children 17 years or younger, if any, do you have living in your household?

[RECORD NUMERIC RESPONSE]

ENTER 99 IF REFUSED

\$E 0 99

112

D6

single

min = 1 max = 1 l = 4

2020-02-20 14:50

D6. In what year were you born?

[RECORD YEAR]

ENTER 9999 IF REFUSED

\$E 1905 9999

113

D6A

single

min = 1 max = 1 l = 1

2017-05-15 12:21

D6a. Can you please tell me into which of the following age groups you fall? Are you...?

(READ LIST UNTIL RESPONSE GIVEN)

=> +1	
if NOT(D6==9999)	
18 to 24	1
25 to 34	2
35 to 44	3
45 to 54	4
55 to 64	5
65 or over	6
REFUSED	9

114

D7

single

min = 1 max = 1 l = 1

2017-05-15 12:21

D7. And lastly, which of the following best describes your total household income before taxes? Please stop me when I reach your category. Is it...?

(READ LIST)

Under \$20,000	1
\$20,000 to less than \$40,000	2
\$40,000 to less than \$60,000	3
\$60,000 to less than \$80,000	4
\$80,000 to less than \$100,000	5
\$100,000 to less than \$120,000	6
\$120,000 to less than \$140,000	7
\$140,000 or more	8
REFUSED	9

115 DBSK

single

min = 1 max = 1 l = 1

2022-08-31 16:11

There are just a few additional questions for you that will help us group your answers with others who have also participated in the research. As a reminder, your answers will be kept completely confidential and they will not be tied back to you.

else => /INT99
if SCR5=1,2,3,4

CONTINUE 1D

116 DB2_1

single

min = 1 max = 1 l = 6

2022-08-24 09:50

DB2. In order to have some idea as to the approximate size of your home in square feet (not including any unfinished basement space) can you tell me how many square feet your home is?

Please consider only the area that is affected by a heating system.

[RECORD NUMBER]

ENTER SIX 9s (999999) IF DK/REFUSED

\$E 100 999999

117

DB3_1

single

min = 1 max = 1 1 = 1

2022-08-23 16:13

DB3. What is the age of the main building at this location?

(DO NOT READ LIST)

1 year or less	1
2 to 5 years	2
6 to 10 years	3
11 to 20 years	4
21 to 30 years	5
31 to 40 years	6
More than 40 years old	7
REFUSED	9

118

DB4_1

single

min = 1 max = 1 1 = 3

2022-08-23 16:13

DB4. How many floors does the building have?

(ENTER NUMBER)

ENTER 999 IF REFUSED

\$E 1 999

119

SKIP4 (I)

single
min = 1 max = 1 1 = 1

2017-05-15 12:21

```
=> INT99
else => +1
if DB1=01,98
```

120 **DB2_2 (I)**

single
min = 1 max = 1 1 = 6

2022-08-11 12:09

DB2. What is the approximate square footage of the indoor floor space of the second building including basement and storage, but not including parking or loading areas?

Please consider only the area that is affected by a heating system.

[RECORD NUMBER]

ENTER SIX 9s (999999) IF REFUSED

\$E 100 999999

```
=> +4
if NOT(DB1=02,03,04,98)
```

121 **DB3_2 (I)**

single
min = 1 max = 1 1 = 1

2022-08-11 12:09

DB3. What is the age of the second building at this location?

(DO NOT READ LIST)

1 year or less	1
2 to 5 years	2
6 to 10 years	3
11 to 20 years	4

21 to 30 years	5
31 to 40 years	6
More than 40 years old	7
REFUSED	9

122

DB4_2 (I)

single

min = 1 max = 1 l = 3

2017-05-15 12:21

DB4. How many floors does the second building have?

(ENTER NUMBER)

ENTER 999 IF REFUSED

\$E 1 999

123

SKIP5 (I)

single

min = 1 max = 1 l = 1

2017-05-15 12:21

```
=> INT99
else => +1
if (DB1=02)
```

124

DB2_3 (I)

single

min = 1 max = 1 l = 6

2022-08-11 12:10

DB2. What is the approximate square footage of the indoor floor space of the third building including basement and storage, but not including parking or loading areas?

Please consider only the area that is affected by a heating system.

[RECORD NUMBER]

ENTER SIX 9s (999999) IF DK/REFUSED

\$E 100 999999

=> +3
if NOT(DB1=03,04,98)

125

DB3_3 (I)

single

min = 1 max = 1 1 = 1

2022-08-11 12:10

DB3. What is the age of the third building at this location?

(DO NOT READ LIST)

1 year or less	1
2 to 5 years	2
6 to 10 years	3
11 to 20 years	4
21 to 30 years	5
31 to 40 years	6
More than 40 years old	7
REFUSED	9

126

DB4_3 (I)

single

min = 1 max = 1 1 = 3

2017-05-15 12:21

DB4. How many floors does the third building have?

(ENTER NUMBER)

ENTER 99 IF DK/REFUSED

\$E 1 999

127

DB1

single, open

min = 1 max = 1 1 = 2

2022-05-19 10:45

DB1. How many additional buildings (are at this location?)

NOTE: IF LESS THAN ONE BUILDING, E.G. IF LOCATED IN A BUILDING OR SHOPPING PLAZA, ENTER "PART OF A BUILDING"

One	01
Two	02
Three	03
Other (Specify)	040
Part of a building	98
Don't know	99
Zero	00
Refuse	97

128

INT99

single

min = 1 max = 1 1 = 2

2017-05-15 12:21

Thank you for your feedback. We appreciate your willingness to participate in this survey.

COMPLETE 01D => END

129

INT

single

min = 1 max = 1 1 = 2

2022-08-23 14:58

Completed Interview 01N

Refused	02N	
Experiencing power outage	20N	
Call Back with an appointment	03	=> /CB
Answering Machine	04N	
Vacation	05N	
Not a business	33N	
STRONG REFUSAL	XXN	
Terminated	06	=> /END
Language difficulty/Hearing impaired	07	=> /END
Not In/No Answer/Call Back without appointment	08N	
Wrong Number	09	=> /END
Not in Service	10N	
Busy line	11N	
Quota Full	12	=> /END
DUPLICATE PHONE #/CUSTOMER ALREADY SURVEYED	13N	
Dialer - No answer	P1N	
Dialer - Busy	P2N	
Dialer - Operator intercept	P3N	
Dialer - Dropped call	P4N	
Dialer - Answering machine	P5N	
Dialer - Fax/modem	P6N	
Dialer - No dial tone	P7N	
Dialer - Other	P8N	
(INTRO) New NAME is given	23N	
(INTRO) New PHONE is given	24N	
(INTRO) If this is not your location	50N	
(INT03) Term at SCRO - completed survey already	T3N	
(INT02) THANK & TERMINATE	T2N	

130

CB

single

min = 1 max = 1 1 = 12

2017-05-15 12:21

When can I call back?

§CHS /V

PLACEHOLDER

This page is intentionally left blank. Due to size, this Attachment has not been included.

Please see Exhibit I.ED.5, Attachment 4 updated 20230518.xlsx on the OEB's RDS.

ENBRIDGE GAS INC.

Answer to Interrogatory from
Environmental Defence ("ED")

INTERROGATORY

Reference:

Exhibit B, Tab 1, Schedule 1, Attachment 3 (Forum Research Report)

Preamble:

These questions are for Forum Research.

Question(s):

- (a) Please provide all excerpts from all materials provided to residents that provide details on the comparative cost-effectiveness of heating with electric air source heat pumps versus gas.
- (b) Were survey respondents told that they may be eligible for up to \$5,000 rebates for installing air source heat pumps? If yes, please provide the precise text used in the correspondence or surveyor script.
- (c) Were survey respondents told that they may be eligible for up to \$10,000 rebates for installing air source heat pumps if their current heating system was oil? If yes, please provide the precise text used in the correspondence or surveyor script.
- (d) Were survey respondents provided with information on the comparative cost effectiveness of gas that accounts for carbon tax rising to \$170/tCO₂e by 2030?
- (e) Please provide a table showing the Federal Carbon Charge Rates for Marketable Natural Gas from 2019 to 2030, with columns for \$/tCO₂e and cents/m³.

Response

All responses were provided by Enbridge Gas. Forum Research was not responsible for compiling cost savings estimates or carbon charge information. Forum Research was responsible for fielding the survey.

(a) Enbridge Gas did not provide details on the comparative cost-effectiveness of heating with electric air source heat pumps versus gas. Please see the response at Exhibit I.ED.1 part a) for more details.

(b) and (c)

The survey provided a description of heat pumps to respondents not currently using a heat pump and who indicated they had never heard of the technology or were “not very knowledgeable” about it. This content was added to ensure all respondents were aware of electric heat pumps before proceeding with the survey. The content was not customized according to the respondent’s current fuel source.

As part of this description, government incentives were mentioned, but not specific rebate amounts. This content is included within the survey questionnaire provided in Exhibit I.ED.5, Attachment 1. Exhibit I.ED.5, Attachment 3 consists of the same content for the Computer Assisted Telephone Interviewing (“CATI”) methodology.

(d) Survey respondents who indicated they are currently using a fuel source other than propane or oil were provided with information about the federal carbon pricing program, including the current charge and the specific charge amounts to be implemented in 2025 and 2030. This information was included alongside equipment costs and savings estimates regarding switching to natural gas.

(e) The Federal Carbon Charge rates for Marketable Natural Gas from 2019 to 2030 are shown in Table 1 below.

Table 1: 2019 – 2030 Federal Carbon Charge Rates for Marketable Natural Gas¹

Year	\$/tCO₂e	cents/m³
2019	\$20	3.91
2020	\$30	5.87
2021	\$40	7.83
2022	\$50	9.79
2023	\$65	12.39
2024	\$80	15.25
2025	\$95	18.11
2026	\$110	20.97
2027	\$125	23.83
2028	\$140	26.69
2029	\$155	29.54
2030	\$170	32.40

¹ For the rates in \$/tCO₂e refer to the Greenhouse Gas Pollution Pricing Act, Schedule 4, and for the rates in cents/m³ refer to the Greenhouse Gas Pollution Pricing Act, Schedule 2, <https://laws-lois.justice.gc.ca/PDF/G-11.55.pdf>.

ENBRIDGE GAS INC.

Answer to Interrogatory from
Environmental Defence (“ED”)

INTERROGATORY

Reference:

Exhibit B, Tab 1, Schedule 1

Question(s):

- (a) Please reproduce the customer attachment forecast broken down by the current customer primary heating system/fuel. Please make and state assumption as necessary (e.g. Enbridge may estimate the fuel type of connecting customers based on the proportions of customers with that fuel type indicating an interest in converting to gas in the surveys). Please provide the underlying calculations. We are most interested in the overall totals after 10 years, but please also provide the annual breakdown if possible.

Response

- (a) Enbridge Gas does not forecast attachments by existing fuel type and therefore cannot provide the requested information. The Company cautions against estimating the existing fuel type of connecting customers based on fuel type information from the market research, as actual connections can vary.

ENBRIDGE GAS INC.

Answer to Interrogatory from
Environmental Defence (“ED”)

INTERROGATORY

Reference:

Exhibit E, Tab 1, Schedule 1, Page 1

Preamble:

“The cost estimate set out above differs from the amount estimated in the Company’s original project proposal to the Government of Ontario (2019/2020) for funding under Phase 2 of the NGEP by approximately \$1.4 million (EB-2019-0255).”

Question(s):

- (a) Please provide a table providing a table with a full reconciliation as between the estimated project costs in Table 1 and the amount estimated in the Company’s original project proposal to the Government of Ontario (2019/2020) for funding under Phase 2 of the NGEP (EB-2019-0255).
- (b) Please provide the complete copy of the above-referenced project proposal.
- (c) Please provide the 40-year DCF table underling the project proposal to the Government of Ontario (2019/2020) for funding under Phase 2 of the NGEP (EB-2019-0255).

Response

(a) and (b)

Please see the response to Exhibit I.STAFF.4.

(c) Please see Attachment 1 to this response.

ENBRIDGE GAS INC.

Answer to Interrogatory from
Environmental Defence (“ED”)

INTERROGATORY

Reference:

Exhibit E, Tab 1, Schedule 1, Page 1

Question(s):

- (a) Please reproduce Table 1 with an added column showing the totals, including both pipeline costs and ancillary costs.
- (b) Please provide Enbridge’s definition of “ancillary costs” as that term is used in Table 1. Please provide a full explanation.
- (c) Please compare the concept of “ancillary costs” with allocated overhead, including a reconciliation of the concepts in a table if there is partial overlap.

Response

- (a) Please see Table 1 in the response to Exhibit I.STAFF.4 for totals including pipeline and ancillary costs.
- (b) Generally, ancillary costs include all Project costs not directly related to the pipeline facilities that require an order of the OEB granting leave to construct. Ancillary facilities include but not limited to the construction of facilities for individual customer services and stations (e.g., pressure regulation, measurement, odorization).

In the case of the proposed Project, the facilities associated with ancillary costs include:

Services

- contractor labour & construction, and
- meter/reg installation.

- (c) There is no correlation between ancillary costs and overheads; ancillary costs refer to natural gas asset types whereas Project overheads account for the labour cost associated with full time employees and contingent workers supporting the project.

ENBRIDGE GAS INC.

Answer to Interrogatory from
Environmental Defence (“ED”)

INTERROGATORY

Reference:

Exhibit E, Tab 1, Schedule 1, Page 1

Question(s):

(a) Please provide a table of figures showing, without rounding: the gross capital cost, the gross O&M costs over 40 years, the NPV of the O&M costs over 40 years, the subsidy, the gross revenue over 40 years, and the NPV of the revenue over 40 years

Response

(a) Please see Table 1:

Table 1: Hidden Valley

Gross Capital Costs	\$ 3,339,388
Gross O&M Over 40 Years	\$ 720,222
NPV of O&M Over 40 Years	\$ 296,269
Subsidy	\$ 1,889,859
Gross Revenue (including SES) Over 40 Years	\$ 4,307,577
NPV of Revenue (including SES) Over 40 Years	\$ 1,772,039

ENBRIDGE GAS INC.

Answer to Interrogatory from
Environmental Defence (“ED”)

INTERROGATORY

Reference:

Exhibit E, Tab 1, Schedule 1, Page 1

Question(s):

(a) Please complete the following table:

Capital Costs Per Customer	
Forecast gas customers (total)	
Total capital costs	
Capital costs per customer	

(b) Please complete the following table:

Capital and Operating Costs Per Customer	
Forecast gas customers (total)	
Total capital costs and gross O&M costs over 40 years	
Capital and O&M costs per customer	

(c) Please complete the following table:

Capital and Operating Costs Per Customer (Excl. Costs Covered by the Subsidy)	
Forecast gas customers (total)	
Total capital costs and gross O&M costs minus the subsidy from existing customers	
Capital and O&M costs per customer (excl. subsidy)	

Response

(a) Please see Table 1 below.

<u>Table 1: Capital Costs Per Customer</u>	
Forecast gas customers (total)	130
Total capital costs (before subsidy)	\$3,339,388
Capital costs per customer	\$25,688

(b) Please see Table 2 below.

<u>Table 2: Capital and Operating Costs Per Customer</u>	
Forecast gas customers (total)	130
Total capital costs and gross O&M costs over 40 years	\$4,059,610
Capital and O&M costs per customer	\$31,228

(c) Please see Table 3 below.

<u>Table 3: Capital and Operating Costs Per Customer (Excl. Costs Covered by the Subsidy)</u>	
Forecast gas customers (total)	130
Total capital costs and gross O&M costs minus the subsidy from existing customers	\$2,169,751
Capital and O&M costs per customer (excl. subsidy)	\$16,690

ENBRIDGE GAS INC.

Answer to Interrogatory from
Environmental Defence (“ED”)

INTERROGATORY

Reference:

Exhibit E, Tab 1, Schedule 1, Page 1

Question(s):

- (a) If there are significant revenue shortfalls or cost overruns in years 1 through 10 that Enbridge is unable to recoup from increasing the system expansion surcharge, does Enbridge undertake not to seek to recoup the amounts from existing Enbridge customers?
- (b) If there are significant revenue shortfalls or cost overruns in years 11 through 40 that Enbridge is unable to recoup from increasing the system expansion surcharge, does Enbridge undertake not to seek to recoup the amounts from existing Enbridge customers?

Response

- (a) and (b)

Consistent with the direction in the OEB’s EB-2020-0094 Decision,¹ upon placing the Project into service, Enbridge Gas will apply a 10-year rate stability period during which the Company will bear the risk of the Project customer attachment and capital expenditure forecast vs. actuals. Enbridge Gas will file the actual costs and revenues of the Project with the OEB for consideration of inclusion in rates in the rebasing application following the conclusion of the rate stability period. The OEB has also determined that it will consider any questions about the treatment of any revenue surplus or shortfall beyond the RSP at that same time.² For these reasons, it is premature and unnecessary for the Company to make any further commitments with regard to cost recovery at this time.

¹ EB-2020-0094 Decision and Order, November 5, 2020, pp. 8-9

² EB-2019-0188, Decision and Order, May 7, 2020: pp 12-13

ENBRIDGE GAS INC.

Answer to Interrogatory from
Environmental Defence (“ED”)

INTERROGATORY

Reference:

Exhibit E, Tab 1, Schedule 1, Attachment 2

Question(s):

- (a) Please reproduce the DCF table with an illustrative scenario where customer attachments each year are 50% of those forecast. Enbridge does not need to agree this scenario is likely – it is intended to illustrate the cost impacts.
- (b) With respect to the response to (a), please provide (i) the revenue deficiency over the first 10 years (both gross and NPV) and the (ii) the revenue deficiency over the remaining 30 years (both gross and NPV).

Response

- a) and b)
The Company respectfully declines to provide the requested information. The attachment scenario suggested by ED is arbitrary and has no basis and can likely only be used to draw oversimplified conclusions, as any adjustments made to the attachment forecast would result in other Project components/scope being re-assessed/adjusted accordingly. The Company cautions against drawing conclusions based on selective modifications to components of the proposed Project, such as attachment forecasts, without consideration of all Project components in a holistic manner.

ENBRIDGE GAS INC.

Answer to Interrogatory from
Environmental Defence (“ED”)

INTERROGATORY

Reference:

Exhibit E, Tab 1, Schedule 1, Attachment 2

Question(s):

(a) Please complete the following table showing the outcomes in various scenarios in terms of the profitability index, NPV, and gross revenue deficiency. Enbridge does not need to agree these scenarios are likely.

Cost Impact of Different Customer Attachment / Revenue Scenarios					
	Profitability index	NPV	Revenue deficiency (years 1-10)	Revenue deficiency (years 11-40)	Revenue deficiency (years 1-40)
Volumes plateau in year 5 and do not increase					
After year 10, 10 customers exit the system each year (net)					
Volumes are 20% less than forecast each year					

Response

a) The Company respectfully declines to provide the requested information. The scenarios suggested by ED are arbitrary and have no basis, and can likely only be used to draw oversimplified conclusions as any adjustments made to parameters like the attachment forecast would result in other Project components/scope being re-assessed/adjusted accordingly. The Company cautions against drawing conclusions based on selective modifications to components of the proposed

Project, such as attachment forecasts, without consideration of all Project components in a holistic manner.

ENBRIDGE GAS INC.

Answer to Interrogatory from
Environmental Defence (“ED”)

INTERROGATORY

Reference:

Exhibit E, Tab 1, Schedule 1, Attachment 2

Question(s):

- (a) What is the average all-in cost to connect a new residential customer to the gas system, including the cost of the meter, regulator, the pipe serving that specific customer, and the installation costs?
- (b) Please provide a table showing, for each year, the forecast customer attachments, the estimated average cost to attach a customer (e.g. the meter, the pipe serving that customer only, labour, etc.), the estimated cost that will be covered by rates, and the estimated cost that will be covered by the customers directly.
- (c) Please reproduce the DCF table with a row showing the customer attachment costs (i.e. the meter, the pipe serving that customer only, labour, etc.) for each year broken out from other costs. If those costs are not included, please reproduce the DCF table including those costs.
- (d) What are the average incremental operational costs for Enbridge per average residential customer (e.g. billing, etc). Please provide a breakdown of these costs.
- (e) Are the costs in (c) included in the DCF table?

Response

- a) There are several factors that influence the cost of servicing that can result in significant variability between projects. These factors include, but are not limited to: site specific ground conditions (e.g. presence of rock), land parcel and building configuration, service length, location and depth of the connecting main (for tie in), and customer type (design varies based on connected load).

Project specific service estimates are prepared for each community expansion project based on measured average service lengths, general sizing for the project and site conditions. These project-specific estimates more accurately reflect the cost of servicing in the proposed project area, which may differ from the Company's regional averages (established across a broader geographic location).

The estimated average all-in service cost for the Project is \$10,722 per customer.

/U

- b) Please see Table 1 below for information regarding forecast customer attachments and estimated costs to attach customers by year. In Enbridge Gas's initial response filed May 2, 2023 the Company misunderstood ED's request. Upon further consideration, Enbridge Gas is not able to provide the estimated cost to attach customers by the amount that would be covered by rates and the amount that would be covered by customers directly. Enbridge Gas is not able to provide those amounts as they are not reasonably attributable to the specific costs to attach a customer (e.g., the meter, the pipe serving that customer only) versus the costs for other components of the Project (e.g. mains, stations) and are attributed to the Project in its entirety.

/U

For example, customers who attach to the natural gas system as part of the Project will be charged an SES which is not attributable to the costs to attach the customer versus the cost for other components of the project. Similarly, NGEF funding is also not attributable in this manner.

Table 1: Service Cost for Residential Customers

Row No.	Description	Year										
		1	2	3	4	5	6	7	8	9	10	Total
1.0	Forecasted attachment	20	27	27	13	13	6	6	6	6	6	130
2.1	Average service cost/customer (\$CAD)	10,722	10,722	10,722	10,722	10,722	10,722	10,722	10,722	10,722	10,722	10,722
2.2	Average excess footage charge/customer (\$CAD)	(131)	(131)	(131)	(131)	(131)	(131)	(131)	(131)	(131)	(131)	(131)
2.3	Average net service cost/customer (\$CAD)	10,591	10,591	10,591	10,591	10,591	10,591	10,591	10,591	10,591	10,591	10,591
2.4	Estimated total net service cost (\$CAD)	211,815	285,951	285,951	137,680	137,680	63,545	63,545	63,545	63,545	63,545	1,376,800

/U

Notes:

Row 1.0 represents the forecasted customer attachments per year.

Row 2.1 represents the average base capital cost per customer to install a service for the project.

Row 2.2 represents the average excess footage charge per customer for the project (paid by customers). For the legacy Union Gas franchise area, this excess footage charge is \$45/m after the first 30 m from the property line. The new connection policy proposed in the rebasing application was not used in this analysis.

Row 2.3 represents the average net base capital cost per customer to install a service for the project.

Row 2.4 represents the total net base capital cost for service installations for the forecasted customer attachments in the given year.

- c) Please see Attachment 1 to this response.
- d) The annual average incremental operational costs per average residential customer is shown in Table 2 below.

Table 2

Item	O&M Cost
Distribution Operations	\$81.84
Customer Care	\$58.76
Employee Benefits	\$10.93
Average Total O&M cost per Residential Customer	\$151.53

- e) Yes.

ENBRIDGE GAS INC.

Answer to Interrogatory from
Environmental Defence (“ED”)

INTERROGATORY

Reference:

Exhibit E, Tab 1, Schedule 1, Attachment 2

Question(s):

- (a) Please provide a table showing the full calculations and assumptions used to generate the revenue forecast from the customer attachment forecast. Please include, among other things, the annual customer attachments, annual customer totals, the use per customer, and the revenue generated per customer.
- (b) If the customer attachment forecast underlying the DCF table differs from the one set out in Exhibit B, Tab 1, Schedule 1, Page 6, please explain and provide a reconciliation table.
- (c) Does Enbridge agree that the number of customer attachments could be impacted by the relative cost-effectiveness of converting to gas versus converting to high-efficiency cold climate air source heat pumps? If not, please explain.
- (d) Does Enbridge agree that the number of customer attachments could be impacted by customer perceptions of the relative cost-effectiveness of converting to gas versus converting to high-efficiency cold climate air source heat pumps? If not, please explain.
- (e) Please provide Enbridge’s best estimate of the relative cost-effectiveness of an average customer in the project area converting to an air-source cold climate heat pump versus gas. Please generate (i) the lifetime difference in total capital costs and operational costs (NPV) based on customer prices over the equipment lifetime and (ii) the difference in average annual operational costs over the equipment lifetime. Please include all material customer-facing costs and benefits, including energy costs, carbon costs, the Greener Homes Grant incentives for heat pumps, and the gains from more efficient summer cooling of an air source heat pump versus a traditional air conditioner. Please provide all calculations and assumptions. Please make assumptions and state caveats as necessary.

Response

- a) Please see Attachment 1 to this response.
- b) As noted in the Cover Letter to Enbridge Gas’s responses to interrogatories filed May 2, 2023, through refinement of Project design and investigation of the underlying attachment forecast, Enbridge Gas identified an error whereby it counted a multi-condo property containing 64 units as a single customer. As a result of adding 63 customers to the potential customer count, the Company’s attachment forecast has been updated to 130 total attachments. Please see the corrected Attachment Forecast in Table 1 below. Please also see the responses to Exhibit I.ED.4, part a), and Exhibit I.STAFF.4 for additional details.

Table 1

Customer Attachments	Forecast									
	2023	2024	2025	2026	2027	2028	2029	2030	2031	2032
Residential Single-Family Attachment	13	18	18	9	9	4	4	4	4	4
Residential Multi-Family Attachment	7	9	9	4	4	2	2	2	2	2
Total Customer Attachment	20	27	27	13	13	6	6	6	6	6

- c) and d)
 No. The attachment forecast is based on the energy interests expressed by actual residents and business-owners within the Project area, which intrinsically incorporate all factors including financial and non-financial considerations. The Company has no reason to believe that the attachment forecast is inaccurate.
- e) The Company does not have information regarding annual fuel costs and/or customer lifetime cost-effectiveness for electric heat pumps, specific to the Project area climates. However, in Q1 2023 the Company engaged a consultant to provide an assessment of the annual operating costs of high-efficiency electric cold climate air source heat pumps within four Ontario climates. The study is expected to be completed in May 2023 and the Company will provide an updated response to this interrogatory no later than May 31, 2023.

	Year										
	1	2	3	4	5	6	7	8	9	10	11-40
Residential Multi-Family											
Customer Attachments	7	9	9	4	4	2	2	2	2	2	-
Cumulative Customers	7	16	25	29	33	35	37	39	41	43	43
Average Use (m3/year)	800	800	800	800	800	800	800	800	800	800	800
Years of Revenue	40										
Annual Revenue:											
Fixed Customer Charge/Customer	275.76	275.76	275.76	275.76	275.76	275.76	275.76	275.76	275.76	275.76	275.76
Distribution Margin/Customer	<u>91.99</u>	<u>91.99</u>	<u>91.99</u>	<u>91.99</u>	<u>91.99</u>	<u>91.99</u>	<u>91.99</u>	<u>91.99</u>	<u>91.99</u>	<u>91.99</u>	<u>91.99</u>
Annual Distribution Revenue/Customer	367.75	367.75	367.75	367.75	367.75	367.75	367.75	367.75	367.75	367.75	367.75
Distribution Revenue on Current Year Customer Attachments (1/2 year)	1,287	1,655	1,655	736	736	368	368	368	368	368	-
Distribution Revenue on Prior Years Customer Attachments (full year)	-	<u>2,574</u>	<u>5,884</u>	<u>9,194</u>	<u>10,665</u>	<u>12,136</u>	<u>12,871</u>	<u>13,607</u>	<u>14,342</u>	<u>15,078</u>	<u>15,813</u>
Total Distribution Revenue for the Year - Residential Multi-Family	<u>1,287</u>	<u>4,229</u>	<u>7,539</u>	<u>9,929</u>	<u>11,400</u>	<u>12,504</u>	<u>13,239</u>	<u>13,975</u>	<u>14,710</u>	<u>15,446</u>	<u>15,813</u>
SES Revenue Rate (\$/m3)	0.23	0.23	0.23	0.23	0.23	0.23	0.23	0.23	0.23	0.23	0.23
SES Revenue on Current Year Customer Attachments (1/2 year)	644	828	828	368	368	184	184	184	184	184	-
SES Revenue on Prior Years Customer Attachments (full year)	-	<u>1,288</u>	<u>2,944</u>	<u>4,600</u>	<u>5,336</u>	<u>6,072</u>	<u>6,440</u>	<u>6,808</u>	<u>7,176</u>	<u>7,544</u>	<u>7,912</u>
Total SES Revenue for the Year - Residential Multi-Family	<u>644</u>	<u>2,116</u>	<u>3,772</u>	<u>4,968</u>	<u>5,704</u>	<u>6,256</u>	<u>6,624</u>	<u>6,992</u>	<u>7,360</u>	<u>7,728</u>	<u>7,912</u>
Total Distribution + SES Revenue - Residential Multi-Family	<u>1,931</u>	<u>6,345</u>	<u>11,311</u>	<u>14,897</u>	<u>17,104</u>	<u>18,760</u>	<u>19,863</u>	<u>20,967</u>	<u>22,070</u>	<u>23,174</u>	<u>23,725</u>
Total Project Distribution + SES Revenue	<u>8,900</u>	<u>30,133</u>	<u>54,798</u>	<u>73,059</u>	<u>84,916</u>	<u>93,540</u>	<u>98,932</u>	<u>104,324</u>	<u>109,717</u>	<u>115,109</u>	<u>117,805</u>

ENBRIDGE GAS INC.

Answer to Interrogatory from
Environmental Defence (“ED”)

INTERROGATORY

Reference:

Exhibit E, Tab 1, Schedule 1, Attachment 2

Question(s):

- (a) Please confirm that home owners are eligible for up to \$5,000 grants and \$40,000 in interest free loans from the federal government for qualifying cold climate air source heat pump installations.
- (b) Please provide any studies or analysis that Enbridge has completed on the impact of the above-references \$5,000 grant and interest free loans for air source heat pumps on the likely number of customers attaching to the proposed pipeline.
- (c) Please provide any studies or analysis that Enbridge has completed on the impact of current high gas prices on the likely number of customers attaching to the proposed pipeline.

Response

- (a) Subject to meeting program eligibility requirements, certain homeowners are currently eligible for up to \$5,000 in grants from the federal government for qualifying air source heat pumps, as detailed at the following link:

<https://www.enbridgegas.com/residential/rebates-energy-conservation/home-efficiency-rebate-plus>

As a natural gas utility, Enbridge Gas is not in a position to provide information regarding programs for electric end-use equipment which the Company does not administer. Please refer to the Canada Greener Homes program website for information on loans currently offered by the federal government for qualifying air source heat pumps:

<https://natural-resources.canada.ca/energy-efficiency/homes/canada-greener-homes-initiative/canada-greener-homes-grant/greener-homes-grant-ontario/24835>

Please note that the information set out above, including available grants and program eligibility requirements, is current as of the date of this filing and is subject to change.

(b) and (c)

Enbridge Gas has not completed any studies or analyses on the topics referenced by ED. The attachment forecast is based on the energy interests expressed by actual residents and business-owners within the Project area, which intrinsically incorporates all factors including financial and non-financial considerations. The Company has no reason to believe that the attachment forecast is inaccurate.

Please also see Exhibit I.ED.1, Attachment 3 for additional details regarding the most current cost of natural gas.

ENBRIDGE GAS INC.

Answer to Interrogatory from
Environmental Defence (“ED”)

INTERROGATORY

Reference:

Exhibit E, Tab 1, Schedule 1

Question(s):

- (a) Please confirm that Canada’s 2030 Emissions Reduction Plan includes a plan for carbon emissions associated with buildings to decline by 41% by 2030 from 2019 levels (to 53 CO₂e from 91 CO₂e) and that it plans for a 22% reduction by 2026 from 2019 levels (to 71 CO₂e from 91 CO₂e).¹ If not, please explain.
- (b) Please confirm that Canada’s 2030 Emissions Reduction Plan has formal legal status under s. 9 of the *Canadian Net-Zero Emissions Accountability Act* in relation to the legally binding targets under that Act.² If not, please explain.
- (c) Please confirm that Canada has committed to net-zero emissions from electricity generation by 2035. If not, please explain.

Response

- (a) Not confirmed. The Government of Canada has set an economy-wide emissions reduction target of 40-45% below 2005 levels by 2030. This is stated in the 2030 Emissions Reduction Plan, on page 15:³

On June 29, 2021, the Canadian Net-Zero Emissions Accountability Act (the Act) became law. The Act marks the first time a Canadian government has legislated emissions reductions accountability to address climate change. The Act sets legal requirements for current and future governments to plan, report, and course correct on the path to net-zero

¹ <https://www.canada.ca/en/environment-climate-change/news/2022/03/2030-emissions-reduction-plan--canadas-next-steps-for-clean-air-and-a-strong-economy.html>

² *Canadian Net-Zero Emissions Accountability Act*, s. 9.

³ <https://www.canada.ca/content/dam/eccc/documents/pdf/climate-change/erp/Canada-2030-Emissions-Reduction-Plan-eng.pdf>

emissions by or before 2050. It enshrines in legislation Canada's 2030 Nationally Determined Contribution under the Paris Agreement, which is to reduce emissions by 40-45% below 2005 levels, as announced by Prime Minister Trudeau in April 2021.

On page 88 of the same document, the Government of Canada has provided the reduction potential of various sectors, including the building sector; however, it is noted in the document that these are projected sectoral contributions, not sectoral targets, and that emissions reductions ultimately contributed by each sector are likely to vary over time. On pages 36 and 37, the Government of Canada has provided a high-level overview of actions and investments being taken to achieve greenhouse gas ("GHG") reductions within the building sector; however, the GHG reductions to be achieved from these actions and investments are not stated. Development and enactment of policies and regulations is required to implement these actions and investments.

- (b) Confirmed. However, it is important to note that the *Canadian Net-Zero Emissions Accountability Act* does not mandate specific targets for different industry sectors or jurisdictions. Rather, the statute requires the federal government to establish national targets and assess and report on the progress made over time.
- (c) Confirmed. Environment and Climate Change Canada ("ECCC") is developing Clean Electricity Regulations ("CER"), which is intended to drive progress towards a net-zero electricity grid by 2035. To support affordability and reliability while achieving net zero, ECCC has proposed a technology neutral and non-prescriptive approach, which will allow solutions such as carbon capture and storage, co-firing fossil fuels with low-carbon fuels or switching to low-carbon fuels to achieve compliance.⁴ Additionally, ECCC is also proposing to allow electrical generation units commissioned before 2025 to become subject to the CER at the end of their prescribed life, at which point it is proposed they may be able to provide backup to variable renewable electricity under certain conditions that have yet to be determined. This may allow units to operate using un-abated natural gas past 2035.

⁴ Government of Canada. (2022, July 26). Proposed Frame for the Clean Electricity Regulations. <https://www.canada.ca/en/environment-climate-change/services/canadian-environmental-protection-act-registry/publications/proposed-frame-clean-electricity-regulations.html>

ENBRIDGE GAS INC.

Answer to Interrogatory from
Environmental Defence (“ED”)

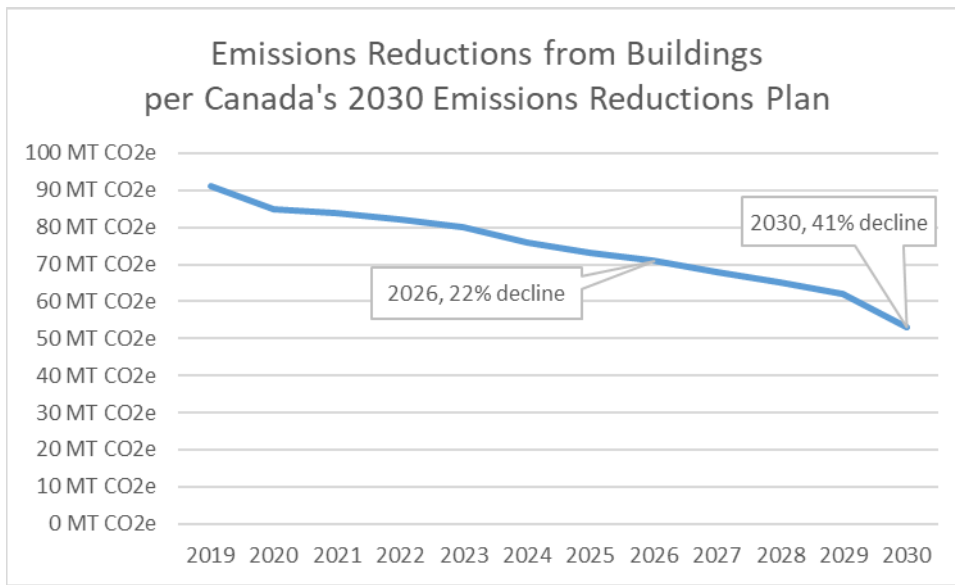
INTERROGATORY

Reference:

Exhibit E, Tab 1, Schedule 1

Question(s):

- (a) Please confirm that the following chart accurately depicts the emissions reductions from buildings per Canada’s 2030 Emissions Reduction Plan.³ If not, please prepare a chart that Enbridge believes is accurate:



- (b) Does Enbridge agree that Canada’s 2030 Emissions Reduction Plan is likely to impact the customer attachment forecast through future policies that cause some customers to choose electric heat pumps over gas? If not, please explain.

³ For the underlying numbers, see here: *2030 Emissions Reduction Plan – Canada’s Next Steps for Clean Air and a Strong Economy* ([link](#)).

Response

- (a) The data for the graph on page 88 of Canada's 2030 Emissions Reduction Plan is the potential greenhouse gas ("GHG") reductions by sector, not a planned amount or target. The information is publicly available on the Government of Canada's website.⁴ The graph provided by Environmental Defence appears to be an accurate representation of the information available on that website.
- (b) No. The attachment forecast for the proposed Project is based on the known energy preferences expressed by actual residents and business-owners within the Project area, which intrinsically incorporate all factors including financial and non-financial considerations. The Company has no reason to believe that the attachment forecast is inaccurate. Future policies arising from Canada's 2030 Emissions Reduction Plan have yet to be drafted or proposed such that any material impacts to the customer attachment forecast can be clearly understood.

Enbridge Gas expects that Canada's 2030 Emissions Reduction Plan will require changes in the use of natural gas; however, it is not known at this time what those changes might be due to:

- i. Factors that could increase the volume of gas flowing through the system including fuel switching from higher emitting fuels to natural gas, and displacement of natural gas via blended fuels like hydrogen.
- ii. Some customers could maintain their current natural gas consumption and pair it with carbon capture and underground storage ("CCUS") or renewable natural gas ("RNG").
- iii. The adoption of emissions reduction energy solutions like hybrid heating would reduce customers' annual natural gas consumption; however, it may not reduce Enbridge Gas's design day demand or design hour demand, which is what is used to design its natural gas transmission and distribution systems.

Finally, Enbridge Gas's existing 150,000 kms of underground energy infrastructure provides energy resiliency and optionality at a low cost; therefore, existing customers could retain their peak capacity in order to preserve their ability to utilize existing gas generators, gas fireplaces, gas cooktops, or gas pool heaters when/if required. In such instances, even if such customers replace certain of their existing natural gas appliances with electric appliances (which would come at an added capital cost and is unlikely to occur immediately), peak natural gas demand could

⁴ <https://www.canada.ca/en/services/environment/weather/climatechange/climate-plan/climate-plan-overview/emissions-reduction-2030.html>

remain unchanged. Further, if customers place increased value on energy resilience and optionality in the future (e.g., should the frequency and severity of extreme weather events increase, or electrical system reliability/resilience decline) efficiency gains made via electrification could be offset by growth in customers seeking resiliency via gas system-based back-up.

ENBRIDGE GAS INC.

Answer to Interrogatory from
Environmental Defence (“ED”)

INTERROGATORY

Reference:

Exhibit E, Tab 1, Schedule 1

Question(s):

- (a) Please provide a list of grants and loans available to customers in the proposed project area to install cold climate air source heat pumps.
- (b) Please confirm whether each of the following statements is true. If not, please explain why:
- i. The federal government is now providing \$5,000 incentives for customers to switch to high-efficiency electric heat pumps as part of its Greener Homes Grant;⁴
 - ii. The federal government is now providing an *additional* \$5,000 in incentives for customers to switch from oil to high-efficiency electric heat pumps if they earn a median income or lower (e.g. \$122,000 after-tax income for a family of 4 in Ontario) through the Oil to Heat Pump Affordability Program;⁵ and
 - iii. The federal government is now providing up to \$40,000 in interest free loans, which can be put towards conversions to electric heat pumps, and not gas equipment, through the Greener Homes Loan.⁶
- (c) Further to (b)(ii) above, please provide a table showing the median income for Ontario that serves as the eligibility threshold for the Oil to Heat Pump Affordability Program?
- (d) Please provide an estimate of the number and percent of residents in the project area that would be eligible for Oil to Heat Pump Affordability Program. This could be

⁴ <https://natural-resources.canada.ca/energy-efficiency/homes/canada-greener-homes-initiative/canada-greener-homes-grant/canada-greener-homes-grant/23441>

⁵ <https://natural-resources.canada.ca/energy-efficiency/homes/canada-greener-homes-initiative/oil-heat-pump-affordability-program-part-the-canada-greener-homes-initiative/24775>

⁶ <https://natural-resources.canada.ca/energy-efficiency/homes/canada-greener-homes-initiative/canada-greener-homes-loan/24286>

done, for example, based on statistics for the percent households at or below the eligibility threshold in the area or region.

- (e) Please compare the cost of converting from oil to (i) gas versus (ii) an electric cold climate heat pump, accounting for two rebates noted above.

Response

(a) – (d)

Please see the response at Exhibit I.ED.17, part a).

Please refer to publicly available websites for each program below:

- i. <https://www.enbridgegas.com/residential/rebates-energy-conservation/home-efficiency-rebate-plus>
- ii. <https://natural-resources.canada.ca/energy-efficiency/homes/canada-greener-homes-initiative/oil-heat-pump-affordability-program-part-the-canada-greener-homes-initiative/24775>
- iii. <https://natural-resources.canada.ca/energy-efficiency/homes/canada-greener-homes-initiative/canada-greener-homes-loan/24286>

- (e) There are numerous factors that would require careful consideration in order to develop a consumer conversion cost comparison from oil to a non-natural gas energy solution (i.e., high-efficiency electric cold climate air source heat pumps which are the basis of ED's request). The Company does not have and cannot reasonably attain/assess this information at this time. Furthermore, consumer conversions from oil to non-natural gas energy solutions (i.e., high-efficiency electric cold climate air source heat pumps) and vice versa, are not within the scope of the Company's natural gas leave to construct Applications. Please see the response at Exhibit I.ED.1 part a) for more information.

ENBRIDGE GAS INC.

Answer to Interrogatory from
Environmental Defence (“ED”)

INTERROGATORY

Reference:

Exhibit E, Tab 1, Schedule 1

Question(s):

- (a) Please confirm how much additional annual subsidy individuals and families qualified under the Ontario Electricity Support Program can receive if they heat their home with electricity?
- (b) Please provide an estimate of the number and percent of residents in the project area that would be eligible for the Ontario Electricity Support Program. This could be done, for example, based on statistics for the percent of households receiving social assistance.

Response

(a) and (b)

As a natural gas utility Enbridge Gas is not a position to provide information regarding electricity subsidies or related support programs which the Company does not administer. The Company understands that information regarding the same is publicly available via the following OEB webpage:

<https://ontarioelectricitysupport.ca/FAQ>

ENBRIDGE GAS INC.

Answer to Interrogatory from
Environmental Defence (“ED”)

INTERROGATORY

Reference:

Exhibit E, Tab 1, Schedule 1

Question(s):

- (a) Does Enbridge agree that government policies or market forces related to decarbonization *could* impact the customer attachment or revenue forecasts? If not, please justify the response.
- (b) What are the lifetime volumes of gas (m3) and carbon emissions (CO2e) corresponding to the 40-year customer attachment and revenue forecasts in relation only to emissions from end-use combustion?
- (c) What are the lifetime carbon emissions (CO2e) corresponding to the 40-year customer attachment and revenue forecasts in relation only to upstream emissions (i.e. extraction and transportation)?
- (d) In EB-2020-0066, Exhibit JT1.714, Enbridge estimated 14 gCO2e/MJ related to upstream extraction, processing, transportation and distribution of gas.⁷ Does Enbridge still believe this is the best estimate of upstream emissions? If not, please provide Enbridge’s best estimate of upstream emissions.
- (e) What are the lifetime carbon emissions (CO2e) corresponding to the 40-year customer attachment and revenue forecasts in relation only to unburned methane from customer equipment (i.e. extraction and transportation)?⁸

⁷ See page 398: <http://www.rds.oeb.ca/HPECMWebDrawer/Record/680679/File/document>

⁸ Any of the following sources could be used as an emissions factor: Quantifying Methane Emissions from Natural Gas Water Heaters ([link](#)); Unburned Methane Emissions from Residential Natural Gas Appliances ([link](#)); An Estimate of Natural Gas Methane Emissions from California Homes ([link](#)); Beyond-the-Meter: Unaccounted Sources of Methane Emissions in the Natural Gas; Distribution Sector ([link](#)); Methane and NOx Emissions from Natural Gas Stoves, Cooktops, and Ovens in Residential Homes ([link](#)).

- (f) What is Enbridge's best estimate of the emissions (gCO₂e/MJ & tCO₂e/m³) arising from unburned methane emissions from customer equipment?
- (g) Please confirm that the methane emissions cited in the following reference are only the methane emissions from *combustion*, not from leaks, and if Enbridge disagrees, please explain with excerpts: Ontario Ministry of the Environment and Climate Change. (2017, November). Guideline for Quantification, Reporting and Verification of Greenhouse Gas Emissions. Table 20-3 and Table 20-4. https://prod-environmental-registry.s3.amazonaws.com/2018-01/013-1457_d_Guide.pdf.
- (h) What are the emissions from the combustion of gas in Ontario (gCO₂e/MJ & tCO₂e/m³)?

Response

- (a) No. The Project-specific attachment/revenue forecast(s) is based on the current known energy preferences expressed by actual residents and business-owners within the Project area, which intrinsically incorporate all factors including financial and non-financial considerations. The Company has no reason to believe that the attachment forecast is inaccurate. Please also see the response at Exhibit I.ED.19 part (b).

Enbridge Gas also notes that the market research undertaken in Q3 2022, set out at Exhibit B, Tab 1, Schedule 1, Attachment 3, indicates that of the residents "likely" to convert to natural gas if made available, 100% would consider doing so within three years of natural gas becoming available.

- (b) , (c) and (e)

Enbridge Gas does not prepare 40-year customer attachment, demand and/or revenue forecasts, and preparing the same in response to ED's request would be onerous and is not reasonably possible to do within the procedural timeframe established by the OEB for the current proceeding. Accordingly, Project-related lifetime gas volumes and greenhouse gas emissions related to end-use combustion, upstream emissions and un-burned methane emissions cannot reasonably be estimated at this time. Further, the carbon emissions sought by ED bear no relevance to the current Application that is before the OEB, as the current Application is underpinned by interests expressed by residents and business owners within each of the relevant communities, substantiated by the market research

included in Enbridge Gas's pre-filed evidence.⁹ For the reasons set out above, Enbridge Gas respectfully declines to respond.

- (d) The default carbon intensity in the Clean Fuel Regulation ("CFR") is a weighted average of natural gas produced in Alberta, British Columbia, and imported from the United States.¹⁰ As such, the value may not be reflective of the gas supply in Ontario, as the proportions of the regional natural gas supplies consumed within Ontario may differ from those used to determine the default carbon intensity.

Notwithstanding that the value does not reflect Ontario gas supply, Environment and Climate Change Canada ("ECCC") has published updated combustion emission factors and default carbon intensities for natural gas in Canada. In the CFR published in 2022 the default natural gas (life cycle) carbon intensity is 68 gCO₂e/MJ.¹¹ Assuming that the default natural gas carbon intensity value is based on a Canadian average end-use combustion emission factor for the residential sector of 50 gCO₂e/MJ as reported in the National Inventory Report ("NIR"), then the Canadian average upstream emissions (from extraction to distribution) are estimated at 18 gCO₂e/MJ.

- (f) Based on the 2022 NIR,¹² Enbridge Gas estimates the amount of unoxidized (i.e., unburned) methane in the combustion of natural gas in residential equipment at 0.037 gCH₄/m³ (9.25 x 10⁻⁷ tCO₂e/m³ or 0.0238 gCO₂e/MJ¹³) of natural gas.
- (g) Table 20-3 and Table 20-4 from Standard Quantification Method ON.20 of the Guideline for Quantification, Reporting and Verification of Greenhouse Gas Emissions - November 2017 ("2017 Guideline"), include emission factors for the calculation of carbon dioxide, methane and nitrous oxide emissions from combustion. The 2017 Guideline has since been superseded by the Guideline for Quantification, Reporting and Verification of Greenhouse Gas Emissions – December 2022.

⁹ EB-2022-0249: Exhibit B, Tab 1, Schedule 1, Attachment 3. EB 2022-0248: Exhibit B, Tab 1, Schedule 1, Attachment 4. EB-2022-0156: Exhibit B, Tab 1, Schedule 1, Attachment 4.

¹⁰ Environment and Climate Change Canada. 2023. Fuel Life Cycle Assessment Model Method. https://data-donnees.ec.gc.ca/data/climate/framework/fuel-life-cycle-assessment-model/English/z-Archive/2022.07.06%20Publication/Fuel-LCA-Model-Methodology_2022.pdf

¹¹ Environment and Climate Change Canada. The Clean Fuel Regulation (SOR/2022-140). Schedule 6, Section 8 (d). [Clean Fuel Regulations \(justice.gc.ca\)](https://www.justice.gc.ca/clean-fuel-regulations)

¹² Environment and Climate Change Canada. 2022. National Inventory Report 1990-2020: Greenhouse Gas Sources and Sinks in Canada. Part 2, Table A6.1-3, CH₄ and N₂O Emission Factors for Natural Gas.

¹³ Calculated using CH₄ GWP = 25, CH₄ HHV = 0.03885 GJ/m³ as reported by <https://www.enbridgegas.com/-/media/Extranet-Pages/About-Enbridge-Gas/learn-about-natural-gas/gas-composition-and-high-heating-value-data.ashx?rev=3bd194078fe4433492ed24962534c65e&hash=1284F1DD28F146A76C68D79676A421C5>

(h) As reported in the 2022 NIR, the emissions from combustion of natural gas in residential, construction, commercial/institutional and agricultural sectors in Ontario are 0.001932 tCO₂e/m³,¹⁴ or 49.7 gCO₂e/MJ.¹⁵

¹⁴ 2022 NIR, Table A6.1-1 CO₂ Emission Factors for Marketable Natural Gas, and Table A6.1-3, CH₄ and N₂) Emission Factors for Natural Gas.

¹⁵ Calculated using CH₄ GWP = 25, CH₄ HHV = 0.03885 GJ/m³ as reported by <https://www.enbridgegas.com/-/media/Extranet-Pages/About-Enbridge-Gas/learn-about-natural-gas/gas-composition-and-high-heating-value-data.ashx?rev=3bd194078fe4433492ed24962534c65e&hash=1284F1DD28F146A76C68D79676A421C5>

ENBRIDGE GAS INC.

Answer to Interrogatory from
Environmental Defence (“ED”)

INTERROGATORY

Reference:

Exhibit E, Tab 1, Schedule 1

Question(s):

- (a) Is the price of gas and/or the incentives available for electric heat pumps impacting the customer attachments in community expansion projects? Please explain the answer.
- (b) To help us explore the question in (a), please complete the following tables and prepare a chart for each showing the trendline. For the second table, please divide the annual forecast by 12 to generate a monthly forecast figure.

Customer Attachments in Community Expansion Locations by Month				
	Jan 2020	Feb 2020	...	Dec 2022
Number of customer attachments				

Customer Attachments in Community Expansion Locations by Month Percent of Forecast				
	Jan 2020	Feb 2020	...	Dec 2022
Number of customer attachments as % of forecast				

Response

- a) Enbridge Gas has not completed any studies or analyses on the topics in question. The Project-specific attachment forecast is based on the energy interests expressed by actual residents and business owners residing/located within the Project area, which intrinsically incorporates all factors, including financial and non-financial considerations. The Company has no reason to believe that the attachment forecast is inaccurate.
- b) Please see Attachment 1 to this response. Please note:
- The Company forecasts and tracks actual attachments by year and not by month. As such, the Company has provided the requested information in an annual format and not a monthly format. The Company cautions against the approach of dividing the annual attachment forecast by 12 to illustrate trends for the purposes described by ED in the interrogatory.
 - The Company cautions against making conclusions based on selective factors such as those described by ED in the interrogatory. There are a several factors that can impact actual attachment rates, including but not limited to:
 - Government-imposed lockdowns on construction activities due to the COVID-19 pandemic; and,
 - Supply chain constraints caused by geo-political conflicts and the COVID-19 pandemic, impacting the cost and availability of input materials for both Enbridge Gas and home construction activities.
 - In some cases, lower attachments rates in later years can be driven by more customers attaching to the natural gas system in earlier years than forecasted (for example see Milverton and Rostock/Wartburg, Prince Township, and Fenelon Falls in Attachment 1 to this response). This early attachment activity can be an indication of high customer interest in attaching to the natural gas system, rather than an indication of a declining trend in interest.
 - For the purposes of the figures provided in Attachment 1 to this response, “actual attachment” is defined as a customer that is consuming natural gas, as opposed to a customer with a meter that is installed but not yet consuming natural gas.

<u>Milverton and Rostock/Wartburg</u>	<u>2017</u>	<u>2018</u>	<u>2019</u>	<u>2020</u>	<u>2021</u>	<u>2022</u>
Forecast Customer Attachments (#/yr)	0	185	163	67	51	42
Actual Customer Attachments (#/yr)	23	296	133	125	61	31
Number of Actual Customer Attachments as % of Forecast	N/A	160.0%	81.6%	186.6%	119.6%	73.8%

<u>Kettle and Stoney Point First Nation and Lambton Shores</u>	<u>2017</u>	<u>2018</u>	<u>2019</u>	<u>2020</u>	<u>2021</u>	<u>2022</u>
Forecast Customer Attachments (#/yr)	158	68	86	18	14	17
Actual Customer Attachments (#/yr)	9	171	27	44	31	12
Number of Actual Customer Attachments as % of Forecast	5.7%	251.5%	31.4%	244.4%	221.4%	70.6%

<u>Moraviantown First Nation</u>		<u>2018</u>	<u>2019</u>	<u>2020</u>	<u>2021</u>	<u>2022</u>
Forecast Customer Attachments (#/yr)		23	5	2	2	1
Actual Customer Attachments (#/yr)		21	11	2	4	1
Number of Actual Customer Attachments as % of Forecast		91%	220%	100%	200%	100%

<u>Prince Township</u>		<u>2018</u>	<u>2019</u>	<u>2020</u>	<u>2021</u>	<u>2022</u>
Forecast Customer Attachments (#/yr)		76	68	26	19	15
Actual Customer Attachments (#/yr)		113	47	34	14	8
Number of Actual Customer Attachments as % of Forecast		149%	69%	131%	74%	53%

<u>Fenelon Falls</u>		<u>2018</u>	<u>2019</u>	<u>2020</u>	<u>2021</u>	<u>2022</u>
Forecast Customer Attachments (#/yr)		0	123	344	383	307
Actual Customer Attachments (#/yr)		15	364	272	80	63
Number of Actual Customer Attachments as % of Forecast		N/A	296%	79%	21%	21%

<u>Chippewa of the Thames First Nation</u>			<u>2019</u>	<u>2020</u>	<u>2021</u>	<u>2022</u>
Forecast Customer Attachments (#/yr)			19	18	1	1
Actual Customer Attachments (#/yr)			23	13	5	6
Number of Actual Customer Attachments as % of Forecast			121%	72%	500%	600%

<u>Saugeen First Nation</u>				<u>2020</u>	<u>2021</u>	<u>2022</u>
Forecast Customer Attachments (#/yr)				30	27	8
Actual Customer Attachments (#/yr)				14	10	5
Number of Actual Customer Attachments as % of Forecast				47%	37%	63%

<u>Northshore and Peninsula Rd</u>				<u>2020</u>	<u>2021</u>	<u>2022</u>
Forecast Customer Attachments (#/yr)				36	32	14
Actual Customer Attachments (#/yr)				42	78	27
Number of Actual Customer Attachments as % of Forecast				117%	244%	193%

<u>Scugog Island First Nation</u>				<u>2020</u>	<u>2021</u>	<u>2022</u>
Forecast Customer Attachments (#/yr)				79	211	207
Actual Customer Attachments (#/yr)				29	280	120
Number of Actual Customer Attachments as % of Forecast				37%	133%	58%

<u>Brunner (Perth East)</u>						<u>2022</u>
Forecast Customer Attachments (#/yr)						11
Actual Customer Attachments (#/yr)						34
Number of Actual Customer Attachments as % of Forecast						309%

Burk's Falls						2022
Forecast Customer Attachments (#/yr)						12
Actual Customer Attachments (#/yr)						3
Number of Actual Customer Attachments as % of Forecast						25%

Kenora District (Highway 594)						2022
Forecast Customer Attachments (#/yr)						9
Actual Customer Attachments (#/yr)						16
Number of Actual Customer Attachments as % of Forecast						178%

Stanley's Olde Maple Farms						2022
Forecast Customer Attachments (#/yr)						4
Actual Customer Attachments (#/yr)						10
Number of Actual Customer Attachments as % of Forecast						250%

TOTAL	2017	2018	2019	2020	2021	2022
Forecast Customer Attachments (#/yr)	158	352	464	620	740	648
Actual Customer Attachments (#/yr)	32	616	605	575	563	336
Number of Actual Customer Attachments as % of Forecast	20%	175%	130%	93%	76%	52%

ENBRIDGE GAS INC.

Answer to Interrogatory from
Environmental Defence (“ED”)

INTERROGATORY

Reference:

Exhibit E, Tab 1, Schedule 1

Question(s):

- (a) What is the annual average consumption (m³) and annual average distribution revenue (\$) per residential customer assumed by Enbridge in this proceeding?
- (b) What is the annual average consumption (m³) and annual average distribution revenue (\$) per residential customer being realized by Enbridge in its other community expansion projects? Please provide all underlying calculations. If possible, please make an adjustment for customers attaching mid-year.

Response

- (a) Average residential customer consumption varies depending on the square footage of the home; the standard residential normalized average consumption used in the Project economic analysis is 2,320 m³/year.

The annual average distribution revenue for one residential customer using 2,320 m³/year is \$539. The annual average SES revenue for one residential customer using 2,320 m³/year is \$534.

- (b) The analysis set out in Attachment 1 was completed by taking the sum of all monthly consumption and distribution revenue data for all residential customers attached to in-service NGE Phase 1 and 2 projects (across all rate zones) and dividing by the total number of bills (or data points) to derive a single monthly average per customer. The summation of the monthly averages was then taken to derive an average annual consumption and distribution revenue total.

Based on the analysis completed, the annual average consumption for a residential

customer is 2,354 m³/year and the annual average distribution revenue for a residential customer is \$465.¹

Assumptions and Notes:

- Consumption and revenue data for cycles of 27 to 33 days were used. Shorter consumption cycles were omitted as they would not be fully representative of an average month.
- Consumption values of zero were removed to eliminate customers that have not yet started consuming gas (duration between install and HVAC unlock).
- The sample of projects relied upon includes variable quantities/quality of data from past NGEF projects across the Company's service territory. The quantity of attachment data available for each project varies depending on the size of the project and the in-service date. Therefore, calculated averages are weighted more heavily towards projects with more data points.

¹ As the majority of in-service NGEF projects are located in the Legacy EGD (LEGD) and Legacy Union South (LUG) rate zones, which have lower distribution revenue margins (\$431 and \$363, respectively), the calculated average is lower than the distribution revenue margin assumed in the current Project analysis (\$539) as the Project is located in the Legacy Union North (LUG) rate zone.

PLACEHOLDER

This page is intentionally left blank. Due to size, this Attachment has not been included. Please see Exhibit I.ED.24, Attachment 1.xlsx on the OEB's RDS.

ENBRIDGE GAS INC.

Answer to Interrogatory from
Environmental Defence (“ED”)

INTERROGATORY

Reference:

Exhibit E, Tab 1, Schedule 1

Question(s):

- (a) With respect to the revenue generated in the first 10 years, does Enbridge or do ratepayers bear the risk of average use being lower than forecast?
- (b) With respect to the revenue generated in the final 30 years, does Enbridge or do ratepayers bear the risk of average use being lower than forecast?
- (c) Please describe how regulatory adjustments relating to average use interact with the customers attached through community expansions. Please address both the first 10 years and final 30 years.

Response

(a) – (c)

Consistent with the Company’s commitments and the OEB’s direction summarized in the OEB’s Decision and Order on the Company’s application for a System Expansion Surcharge, Temporary Connection Surcharge, and Hourly Allocation Factor (EB-2020-0094),¹ upon placing the Project into service, Enbridge Gas will apply a 10-year rate stability period during which the Company will bear the risk of the Project attachment and revenue shortfall including average use being lower than forecast for community expansion projects. Enbridge Gas will file actual costs and revenues of the Project with the OEB for consideration for inclusion in rates in the rebasing application following the conclusion of the rate stability period (“RSP”). The OEB will consider any questions about the treatment of any revenue surplus or shortfall beyond the RSP at that same time.²

¹ EB-2020-0094 OEB Decision and Order (November 5, 2020), pp. 8-10.

² *Ibid.*

Rate adjustments related to average use are made to distribution rates to reflect changes in weather normalized average use.³

Average use adjustments are made to all rate class forecast volumes at the general service rate classes level and are subject to OEB review and approval.

Customers attached through community expansion projects are charged the distribution rates in effect for the corresponding rate zone and rate class where the community expansion project is located. Community expansion customers are also charged the system expansion surcharge ("SES") in addition to the distribution rates. The SES revenue forecast is not subject to the average use adjustment as part of the annual rate change application.

No different assumption for rate adjustments relating to average use is made during the 40-year project term. Therefore, ratepayers bear the risk/reward of variances in average use related to distribution rates. Enbridge Gas bears the risk/reward of variances in average use related to the SES revenue forecast.

³ Rate adjustments for average use are made as part of the annual incentive regulation rate change application.

ENBRIDGE GAS INC.

Answer to Interrogatory from
Environmental Defence (“ED”)

INTERROGATORY

Reference:

Exhibit E, Tab 1, Schedule 1

Question(s):

(a) Please indicate how much revenue would need to be collected from customers over the final 30 years of this project to cover outstanding capital costs and ongoing O&M costs. Please provide all underlying calculations.

(b) Please confirm whether the following table is accurate, and if not, provide an accurate version:

Required Revenue per Project Discounted Cash Flow Tables⁹				
(\$,000)				
	Selwyn	Mohawks of the Bay of Quinte First Nation	Hidden Valley	Total
SES Revenue	\$4,477	\$4,252	\$2,188	\$10,917
Distribution Revenue	\$2,418	\$3,672	\$2,099	\$8,189
Total Revenue	\$6,895	\$7,924	\$4,287	\$19,106
Years 11-40				
SES Revenue	\$2,970	\$3,354	\$1,800	\$8,124
Years 11-40				
Distribution Revenue	\$3,349	\$2,953	\$1,710	\$8,012
Years 11-40 Revenue	\$6,319	\$6,307	\$3,510	\$16,136
Percent of revenue in years 11-40	91.6%	79.6%	81.9%	84.5%

⁹ EB-2022-0156, Exhibit E, Tab 1, Schedule 1, Attachment 2; EB-2022-0248, Exhibit E, Tab 1, Schedule 1, Attachment 2; EB-2022-0249, Exhibit E, Tab 1, Schedule 1, Attachment 2.

Response

- (a) The combined SES and distribution revenue required to be collected over the final 30 years of the proposed Project to cover outstanding capital costs and ongoing O&M costs is \$3,534,000.
- (b) The figures set out in Table 1 below for the Mohawks Bay of Quinte Project are confirmed to be accurate. Corrections have been made to the Selwyn Project and Hidden Valley Project figures in Table 1. Please note that all figures in Table 1 are rounded to the nearest whole number.

Table 1: Required Revenue per Project Discounted Cash Flow Tables				
(\$,000)				
	Selwyn	Mohawks of the Bay of Quinte First Nation	Hidden Valley*	Total
SES Revenue	\$4,477	\$4,252	\$2,007	\$10,736
Distribution Revenue	\$2,418	\$3,672	\$2,301	\$8,391
Total Revenue	\$6,895	\$7,924	\$4,308	\$19,127
Years 11-40 SES Revenue	\$2,974	\$3,354	\$1,646	\$7,974
Years 11-40 Distribution Revenue	\$1,765	\$2,953	\$1,888	\$6,606
Years 11-40 Revenue	\$4,740	\$6,307	\$3,534	\$14,581
Percent of revenue in years 11-40	68.7%	79.6%	82.0%	76.2%

***NOTE:** As noted in the Cover Letter to Enbridge Gas's responses to interrogatories filed May 2, 2023, the cost estimate for the Project has been updated from Enbridge Gas's pre-filed evidence at Exhibit E, Tab 1, Schedule 1, Table 1 and the attachment forecast for the Project has been updated from Enbridge Gas's pre-filed evidence at Exhibit B, Tab 1, Schedule 1. The figures in Table 1 of this response have been adjusted to reflect all updates.

ENBRIDGE GAS INC.

Answer to Interrogatory from
Environmental Defence (“ED”)

INTERROGATORY

Reference:

Exhibit I, Tab 1, Schedule 1

Question(s):

- (a) Please provide a route map indicating which portions of the pipeline would be on private or public land.
- (b) Please provide a map showing the trees that will need to be removed for the pipeline construction.
- (c) Please provide satellite images of each portion of the pipe with an overlay showing where the trench will be dug for the pipeline. Please provide this as a high-resolution image so that a viewer can zoom in to see the impact on properties and vegetation along each portion of the pipeline route.

Response

- (a) No permanent easement on private land is expected to be required for the Project as the preferred route (“PR”) is entirely within the public road allowance.
- (b) Tree removal is not anticipated for the Project. If tree removal is required, Enbridge Gas will obtain all required permits and authorizations prior to commencement of construction.
- (c) The proposed pipeline(s) will be constructed by a combination of horizontal directional drill and open cut excavations where applicable. The detailed pipeline design (including proposed running line) is currently in development as Enbridge Gas continues to gather information from field studies and consultation with applicable permitting agencies for approval. Therefore, the level of detailed imaging requested by ED is not available at this time.

The Environmental Alignment Sheets provided in the Environmental Report show the sensitive features in the Project Study Area.¹

These alignment sheets are used during the design and construction stages to ensure appropriate mitigation measures are developed and implemented during the execution of the Project to mitigate potential impacts to sensitive features such as species at risk habitat, mature vegetation, and watercourse crossings.

¹ Exhibit F, Tab 1, Schedule 1, Attachment 1, Appendix G

ENBRIDGE GAS INC.

Answer to Interrogatory from
Environmental Defence (“ED”)

INTERROGATORY

Reference:

Exhibit I, Tab 1, Schedule 1

Question(s):

- (a) Would Enbridge agree to the following condition of approval? If not, please explain why not and provide alternative wording for a commitment that Enbridge would make.

“The Applicant shall provide potential customers with a comparison of the average annual energy costs and lifetime all-in costs of converting to gas versus converting to a cold climate air source heat pump.”

- (b) Please provide a copy of:
- (i) All promotional or informational materials sent to customers in community expansion areas that have connected to the gas system in the past three years, including materials sent by mail, email, or social media;
 - (ii) A copy of all newspaper and online advertisements relating to switching to gas in the past three years; and
 - (iii) A copy of all Enbridge website pages relating to switching to gas.
- (c) For the items in (b) that are undated, please indicate the date range during which they were sent to customers or published.
- (d) Please provide a copy of all Enbridge communication plans or communication strategy documents relating to community expansions or switching to gas more generally.

Response

- (a) No.

Enbridge Gas provides information (including conversion cost information) to consumers regarding conversion to natural gas. Enbridge Gas does not provide information to consumers regarding conversion to non-natural gas energy solutions (e.g., electricity, oil, propane). Providing consumers with cost information regarding conversions to high-efficiency electric cold climate air source heat pumps (which is the basis for ED's request) is not relevant to Enbridge Gas's natural gas leave to construct Applications, as the Company has no ability to cause consumers to convert to those solutions via the Applications. Furthermore, the OEB is not making a choice between heat pumps or the pipeline expansion. In addition, providing consumers with information related to conversions to non-natural gas energy solutions without consideration of those energy solutions' supply-side requirements and implications would not be appropriate or valuable. Regarding natural gas solutions, the Company's natural gas community expansion applications contemplate all OEB-established natural gas supply-side requirements for leave to construct, including natural gas project costs, natural gas project economics, environmental impacts, land impacts, and Indigenous consultations.

(b) and (c)

Please see Attachment 1 to this response.

(d) Please see Attachment 2 to this response for the communication strategy document related to community expansions.

Marketing Tactics - Community Expansion			
Marketing Tactics By Community	Launch In-Market Date	See Reference	Attachment #
Community Expansion Main Website		https://www.enbridgegas.com/residential/new-customers/community-expansion	
Scugog			
Website Link		https://www.enbridgegas.com/residential/new-customers/community-expansion/scugog-island	
Customer Attachment Packages	Feb 2021 Aug 2021 Sept 2021	Hidden Valley Community Expansion Project - Customer Attachment Packages - All Documents (sharepoint.com)	1
Rink Boards (2)	Jan 4 2021 - Jan 2 2022	Scugog Rink Advertising.pdf (sharepoint.com)	2
Transit Shelter Ads	Jan-Mar 2021	Hidden Valley Community Expansion Project - Scugog Transit Shelter Ad.pdf - All Documents (sharepoint.com)	3
Community Expansion Construction Trailer Wraps	Oct 2021 - Present	Hidden Valley Community Expansion Project - Community Trailers.pdf - All Documents (sharepoint.com)	4
Digital/Social Media Ads	Jan 11 - Dec 10 2021	Hidden Valley Community Expansion Project - Scugog Digital Ads.pdf - All Documents (sharepoint.com)	5
Virtual Open House Digital Ad	Mar-21	Hidden Valley Community Expansion Project - Scugog Virtual Open House Social Ad.pdf - All Documents (sharepoint.com)	6
System Expansion Explainer Video	Mar 2021- Oct 2021	https://youtu.be/HICJJUMVJmc	
Newspaper Advertising The Port Perry Standard The Port Perry Star	Jan 4 - Nov 1 2021	Hidden Valley Community Expansion Project - Scugog Newspaper Ads.pdf - All Documents (sharepoint.com)	7
North Bay			
Website Link		https://www.enbridgegas.com/residential/new-customers/community-expansion/north-bay-north-shore-peninsula-roads	
Customer Attachment Packages	Sep-21	Hidden Valley Community Expansion Project - North Bay Attachment Package.pdf - All Documents (sharepoint.com)	8
Digital/Social Media Ads	Jan 11 - Dec 10 2021	Hidden Valley Community Expansion Project - North Bay Digital Ads.pdf - All Documents (sharepoint.com)	9
Virtual Open House	Mar-21	Hidden Valley Community Expansion Project - North Bay Virtual Open House.pdf - All Documents (sharepoint.com)	10
Transit Shelter Ads	Jan / Feb 2021	Hidden Valley Community Expansion Project - North Bay Transit Ad.JPG - All Documents (sharepoint.com)	11
Newspaper Advertising The Bay and Area	May 2021 Oct 2021 Dec 2021	Hidden Valley Community Expansion Project - North Bay Newspaper Ads.pdf - All Documents (sharepoint.com)	12
Fenelon Falls			
Website Link		https://www.enbridgegas.com/residential/new-customers/community-expansion/fenelon-falls	
Rink Boards (1)	Jan 4 - Jan 2, 2022	Fenelon Falls Rink Advertising.pdf (sharepoint.com)	13
Saugeen			
Website Link		https://www.enbridgegas.com/residential/new-customers/community-expansion/saugeen-first-nation	
Social Ad for band owned social media account	Nov-21	Hidden Valley Community Expansion Project - Saugeen Digital Ad.pdf - All Documents (sharepoint.com)	14
Direct Mail Fridge Magnet (for 2022)	Oct-21	Hidden Valley Community Expansion Project - Saugeen Fridge Magnet.pdf - All Documents (sharepoint.com)	15
Selwyn			
Website Link		https://www.enbridgegas.com/residential/new-customers/community-expansion/Selwyn	
Kiosk Assets	May-22	Selwyn May 2022 Kiosk & D2D Dropoff	16
Kiosk Assets	Oct-22	Selwyn October 2022 Kiosk & D2D Dropoff	17
Customer Attachment Package	Apr-22	Customer Attachment Package	18
Q4 Campaign Tactics	Oct-22	Selwyn Q4 2022 Campaign	19
Kiosk Assets	Feb-23	Selwyn February 2023 Kiosk & D2D Dropoff	20
MBQ			
Website Link		https://www.enbridgegas.com/residential/new-customers/community-expansion/mohawks-bay-quinte	
Open House Assets	May-22	MBQ May 2022 Open House	21
Kiosk and D2D Dropoff assets	Jan-23	MBQ January 2023 Kiosk & D2D Dropoff	22
Customer Attachment Package	Jan-23	Customer Attachment Package	23
Kiosk and D2D Dropoff assets	Apr-23	MBQ April 2023 Kiosk & D2D Dropoff	24
Hidden Valley			
Website Link		https://www.enbridgegas.com/residential/new-customers/community-expansion/hidden-valley	
Virtual Open House	Jun-22	Hidden Valley VOH 2022	25
Customer Attachment Package	Oct-22	Customer Attachment Package	26
Kiosk Assets	Oct-22	Hidden Valley October 2022 Kiosk & D2D Dropoff	27
Kiosk Assets	Feb-23	Hidden Valley February 2023 Kiosk & D2D Dropoff	28



Scugog Attachment Package

February 2021

We're proud to energize Scugog Island!

Dear Scugog Island Resident,

Now's the time to apply for natural gas

We have some good news to share with you. Your address is identified as in scope for receiving natural gas shortly, and we want to make sure you're in the best position to connect as soon as possible. By signing up now, we'll be able to prioritize your service install as soon as the natural gas main is installed in front of your house. You may see us working on your street, including items such as survey stakes or locates and survey stakes in the boulevard.

If you're considering converting to natural gas, the earlier you apply the better as permits and locates can take time.

Refer to the Four-Step Process card when you're ready to apply, then visit savewithgas.com to start your application. You're required to agree to the Terms and Conditions and can do this electronically, or you can complete and return your signed Terms and Conditions form in the prepaid envelope provided.

Unlock the value of natural gas

When compared to using electricity, propane or oil, switching to natural gas could save you up to 39%* per year on home and water heating costs. Natural gas is also the most affordable way to run appliances like ranges, clothes dryers and barbecues.

For us to extend natural gas to rural areas where the cost of building the infrastructure is more expensive than the revenue it generates, the Ontario Energy Board approved an additional System Expansion Surcharge or SES. This is a variable rate charge, of \$0.23/cubic meter of natural gas used, which will show as a separate line item on your monthly bill for up to 40 years. On average, this amounts to approximately \$550 a year. Even with the SES, you'll still save on home and water heating fuel costs by switching to natural gas. To estimate your potential fuel savings based on your circumstances or find valuable information to help make an informed decision for your household, visit www.savewithgas.com.

Get in touch with us

Our local Community Expansion Advisors are just a phone call away. You can reach out to them to talk about the steps to connect to natural gas, learn more about the value of natural gas, and estimate the potential savings for your home or business. They will provide you with sound information to help you determine if switching to natural gas is right for you.

- Don Armitage 705-750-7203 don.armitage@enbridge.com
- Travis James 289-971-0813 travis.james@enbridge.com

We look forward to meeting your energy needs.



Ahmed Al-Amry
Supervisor, Community Expansion
Enbridge Gas Inc.
savewithgas@enbridge.com
savewithgas.com

*Natural gas prices are based on Rate1 rates in effect as of Jan 1, 2021 and includes the \$0.23 per m3 system expansion surcharge. Oil price is based on the latest available retail price. Electricity rates-based Hydro One Distribution rates (Mid-density R1) as of Nov 1, 2020 and RPP customers that are on TOU pricing. It includes the new Ontario Electricity Rebate (OER) and excludes distribution charges per First Nations Delivery Credit. The propane price comparison is based on the lowest price obtained in an area survey. Since individual fuel prices may vary, savings assumptions may or may not be accurate in your situation. Please go to the calculator on savewithgas.com for a more accurate savings estimate. Costs have been calculated for the equivalent energy consumed and include all service, delivery and energy charges. Carbon price is included for all energy types as reported. HST is not included.



Investing in Indigenous communities

Working together to create meaningful relationships and lasting prosperity

Enbridge adheres to a strong set of corporate values, and has adopted and implemented a number of corporate responsibility policies and practices. Our Indigenous Peoples Policy guides the nature and scope of our relationships with Indigenous peoples wherever we interact together.

- Serving 21 Indigenous communities across Ontario.
- \$33M in contracts to Indigenous suppliers, vendors and contractors.
- Support for Skills Canada Ontario First Nations, Métis and Inuit Initiatives since 2012.



Energizing the local business community

Access to a more affordable, reliable and plentiful source of energy is a major competitive advantage for both large and small businesses. Connecting to natural gas will help expand critical infrastructure and drive economic development within the community.

Low-cost natural gas delivers approximately \$5 billion in annual savings to Ontario families, businesses and industry—savings that are reinvested into the economy.



We're here for you

Customer Connections Call before you dig
1-877-362-7434 **1-800-400-2255**

Monday to Friday, 24/7 Emergency line
8 a.m. – 6 p.m. **1-866-763-5427**

Community expansion contacts

Don Armitage
705-750-7203
don.armitage@enbridge.com

Travis James
289-971-0813
travis.james@enbridge.com



* Natural gas price is based on Rate 1 rates in effect as of **Jan. 1, 2021** and includes the \$0.23 per m3 system expansion surcharge. Oil and propane prices are based on the latest available retail prices. Electricity rates based Hydro One Distribution rates (Mid-density R1) as of **Nov. 1, 2020** and RPP customers that are on TOU pricing. It includes the new Ontario Electricity Rebate (OER). Costs have been calculated for the equivalent energy consumed and include all service, delivery and energy charges. Carbon price is included for all energy types as reported. HST is not included.

** Subject to change. Please note that all charges, except the fixed Customer Charge, vary based on how much gas you use.

©2020 Enbridge Gas Inc. All rights reserved.

Switch to safe, reliable, affordable natural gas

Energizing your community

Why natural gas is a smart choice



We understand that these are extraordinary times – around the world and at home here in Ontario. Community Expansion work has been identified as an essential service by the Ontario Government. Enbridge Gas is committed to bringing natural gas to your community and we are following the latest guidance provided by public health officials and government authorities. The safety of our customers, employees and contractors is our top priority. Visit savewithgas.com for Community Expansion project updates.

The benefits of natural gas



More affordable

Compared to other fuels and electricity, natural gas is the most cost-effective way to heat your home and water.



Reliable and abundant

Never worry about running out of fuel or arranging for deliveries again.

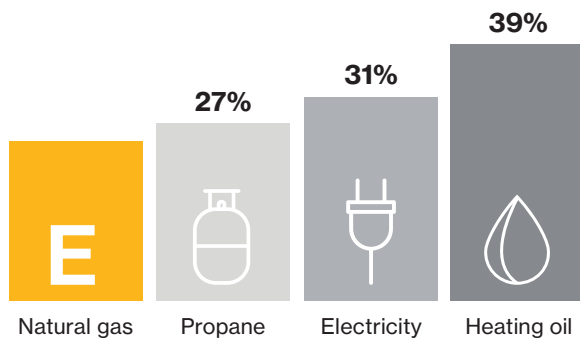


Comfort and convenience

From heating your home and hot water, to cooking, natural gas can make your home more comfortable and enjoyable.

Residential annual heating bills

Annual cost comparison: space and water heating*



How to start saving with natural gas

Visit savewithgas.com to learn about the benefits of natural gas and the many ways it can help fuel your lifestyle. Follow these four easy steps to get connected. It's always better to submit your application for a natural gas service early in the process since it can take several months to obtain the necessary locates and permits before installing the service itself.

1

Visit savewithgas.com

Go online to savewithgas.com to express your interest in natural gas by clicking the "Sign up" button to agree to the Terms and Conditions.

2

Talk to your local heating contractor

Advise your heating contractor that you've agreed to the Terms and Conditions. Your contractor will submit the natural gas service application on your behalf.

Once both are complete, our office will be in touch with you to confirm timing.

Our construction department will contact you to schedule a meeting to locate and mark all existing underground services.

3

After we install the gas meter

Contact your contractor to arrange for the installation/conversion of your natural gas equipment.

4

The final step

Contact 1-877-363-7434 at least 48 hours in advance to arrange your meter activation and final inspection of the natural gas equipment.

Where does your money go?

Here's a helpful explanation of the items on a natural gas bill

System Expansion Surcharge

It takes significant investment to build the infrastructure to bring natural gas to your community. This surcharge is your contribution, and the fairest way to spread the costs out.

Customer Charge

This is a fixed \$21.48** amount that pays for meter reading, equipment maintenance and 24/7 emergency response services and community expansion.

Supply, Delivery and Transportation Charges

These cover the costs to buy natural gas, bring it to Ontario and move it to your home, safely and reliably.

Cost Adjustment

You pay what we pay. As the price for natural gas changes, we'll adjust your bill quarterly as a charge or credit.

FAQ

1. As a new community expansion customer, why do I have to pay an additional charge towards the construction costs of the project?

2. Why does the length of time the surcharge is in effect differ by community?

To enable us to extend natural gas to rural areas where the cost of building the infrastructure is more expensive than the revenue it generates, the province's energy regulator—the Ontario Energy Board—has approved an additional new customer charge of 23 cents for each cubic metre of natural gas used for a limited time period. On average, most homes will pay \$550 a year for up to 40 years. The length of time this charge remains in effect varies by community because the overall cost to serve each community differs based on things like the distance of the community from an existing natural gas pipeline. Even with this added charge, you'll still save on home and water heating fuel costs by switching to natural gas.

How to start saving with natural gas

Safe. Reliable. Affordable. Abundant.

1

Visit savewithgas.com

Go online to savewithgas.com to express your interest in natural gas by clicking the “Sign up” button to agree to the Terms and Conditions.

2

Talk to your local heating contractor

Advise your heating contractor that you’ve agreed to the Terms and Conditions.

Your contractor will submit the natural gas service application on your behalf.

Once both are complete, our office will be in touch with you to confirm timing.

Our construction department will contact you to schedule a meeting to locate and mark all existing underground services.

3

After we install the gas meter

Contact your contractor to arrange for the installation/conversion of your natural gas equipment.

4

The final step

Contact 1-877-363-7434 at least 48 hours in advance to arrange your meter activation and final inspection of the natural gas equipment.

If you have any questions, please reach out to one of our Community Expansion advisors listed below.

Enbridge Gas Contacts

Don Armitage

705-750-7203

don.armitage@enbridge.com

Travis James

289-971-0813

travis.james@enbridge.com



Visit **savewithgas.com**
for information about the
benefits of natural gas and
the many ways it can help fuel
your lifestyle.



IMPORTANT

Do not disconnect your existing fuel source or remove any equipment until your new natural gas service and gas meter have been installed.







Easy tips for energy savings

Here are some simple ways to save energy, keep your costs down and still stay comfortable.

Spring/summer checklist

- Set your thermostat at a temperature you find comfortable.** Raise the temperature a few degrees higher when you're asleep or away.
- Keep window coverings closed** during the hottest hours. Open windows at night.
- Regularly change or clean the filters** on your air conditioner.
- Regularly change or clean your cooling unit's filters** to keep it working efficiently.
- Use your range hood when cooking** to help remove heat from your home.
- Keep your home cooler by cooking on your outdoor grill** instead of your stove or oven.
- If possible, **air-dry clothes** outdoors to save energy.
- Remove dust and debris from sliding door tracks** to keep cool air from escaping.
- If you have a pool, **use a solar cover** to retain heat.
- Air-dry dishes** once the dishwasher's wash cycle is complete.

Tips to save year-round

-  Always wait for a full load before running your dishwasher or washing machine.
-  A five-minute shower uses less than half the hot water of a bath.
-  Wash and rinse clothes with cold water to use less energy.
-  Fix dripping faucets – one drop/second for a month equals 16 hot baths!
-  Don't peek in the oven while baking – 20 percent of heat will escape!
-  Caulk around doors and windows to avoid air leaks.

Natural gas is now available in your community

Terms and Conditions for natural gas service—to be completed by the property owner

Natural gas service installation policy

Enbridge Gas will provide and install at no cost, one service line per civic address to new customers provided that:

1. The distance between the Owner's property line and the front wall of house/building is 20 metres or less; and
2. The distance between the front wall of house/building and the selected meter location is 2 metres or less.

Service and meter installation in excess of these distances will result in additional charges of \$32 per metre (plus applicable taxes)*. Call your local heating, ventilation and air conditioning (HVAC) provider for an assessment and to submit an application for gas service.

Enbridge Gas will assess where your HVAC provider has requested the meter and determine where the service can be installed.

System Expansion Surcharge—what to expect

It takes significant investment to build the infrastructure to bring natural gas to your community. The System Expansion Surcharge (Surcharge) provides lower upfront costs to customers by spreading them out over time**.

On average, most homes will pay a Surcharge of about \$550 per year (\$0.23 per cubic metre). The Surcharge is based on the home's consumption and will fluctuate based on the gas consumed.

The cancellation policy

If your natural gas account is not activated within one year of installation of your new natural gas service, you'll be required to pay Enbridge Gas' installation costs of \$2,500.

Name (please print)

Phone number

Email address

Address (please print)

Signature

Date

Questions? We're here for you

Contact our Customer Care team at 1-888-427-8888
customerconnectionscontactcentre@enbridge.com



Please complete this form and email it to
ceapplications@enbridge.com

*First Nation communities are exempt from HST.

**The System Expansion Surcharge will transfer to subsequent owners of your property.

Scugog Attachment Package

August 2021

We're proud to energize Scugog Island!

Dear Scugog Island Resident,

Now's the time to apply for natural gas

We have some good news to share with you. Your address is identified as in scope for receiving natural gas shortly, and we want to make sure you're in the best position to connect as soon as possible. By signing up now, we'll be able to prioritize your service install as soon as the natural gas main is installed in front of your house. You may see us working on your street, including items such as survey stakes or locates and survey stakes in the boulevard.

If you're considering converting to natural gas, the earlier you apply the better as permits and locates can take time.

Refer to the Four-Step Process card when you're ready to apply, then visit enbridgegas.com/savewithgas to start your application. You're required to agree to the Terms and Conditions and can do this electronically at the website above under your community, or you can complete and return your signed Terms and Conditions form by emailing this to us at ceapplications@enbridge.com and once we receive this, we'll be in touch.

Unlock the value of natural gas

When compared to using electricity, propane, or oil, switching to natural gas could save you up to 52%* per year on home and water heating costs. Natural gas is also the most affordable way to run appliances like ranges, clothes dryers, and barbecues.

For us to extend natural gas to rural areas where the cost of building the infrastructure is more expensive than the revenue it generates, the Ontario Energy Board approved an additional Expansion Surcharge or ES. This is a variable rate charge, of \$0.23/cubic meter of natural gas used, which will show as a separate line item on your monthly bill for up to 40 years. On average, this amounts to approximately \$550 a year. Even with the ES, you'll still save on home and water heating fuel costs by switching to natural gas. To estimate your potential fuel savings based on your circumstances or find valuable information to help make an informed decision for your household, visit enbridgegas.com/savewithgas to learn more.

Get in touch with us

Our local Community Expansion Advisors are just a phone call away. You can reach out to them to talk about the steps to connect to natural gas, learn more about the value of natural gas, and estimate the potential savings for your home or business. They will provide you with sound information to help you determine if switching to natural gas is right for you.

- Don Armitage 705-750-7203 don.armitage@enbridge.com
- Travis James 289-971-0813 travis.james@enbridge.com

We look forward to meeting your energy needs.



Ahmed Al-Amry
Supervisor, Community Expansion
Enbridge Gas Inc.
savewithgas@enbridge.com
savewithgas.com

*Natural gas price is based on Rate 1 rates in effect as of **July 1, 2021** and includes the \$0.23 per m3 expansion surcharge. Oil and propane prices are based on the latest available retail prices. Electricity rates-based Hydro One Distribution rates (Mid-density R1) as of **May 1, 2021** and RPP customers that are on TOU pricing. It includes the new Ontario Electricity Rebate (OER). Costs have been calculated for the equivalent energy consumed and include all service, delivery, and energy charges. Carbon price is included for all energy types as reported. HST is not included.



Investing in Indigenous communities

Working together to create meaningful relationships and lasting prosperity

Enbridge adheres to a strong set of corporate values, and has adopted and implemented a number of corporate responsibility policies and practices. Our Indigenous Peoples Policy guides the nature and scope of our relationships with Indigenous peoples wherever we interact together.

- Serving 21 Indigenous communities across Ontario.
- \$33M in contracts to Indigenous suppliers, vendors and contractors.
- Support for Skills Canada Ontario First Nations, Métis and Inuit Initiatives since 2012.



Energizing the local business community

Access to a more affordable, reliable and plentiful source of energy is a major competitive advantage for both large and small businesses. Connecting to natural gas will help expand critical infrastructure and drive economic development within the community.

Low-cost natural gas delivers approximately \$5 billion in annual savings to Ontario families, businesses and industry—savings that are reinvested into the economy.



We're here for you

Customer Connections Call before you dig
1-877-362-7434 **1-800-400-2255**

Monday to Friday, 24/7 Emergency line
8 a.m. – 6 p.m. **1-866-763-5427**

Community expansion contacts

Don Armitage
705-750-7203
don.armitage@enbridge.com

Randy Whitten
437-228-7296
randy.whitten@enbridge.com



* Natural gas price is based on Rate 1 rates in effect as of **July 1, 2021** and includes the \$0.23 per m³ expansion surcharge. Oil and propane prices are based on the latest available retail prices. Electricity rates based Hydro One Distribution rates (Mid-density R1) as of **May 1, 2021** and RPP customers that are on TOU pricing. It includes the new Ontario Electricity Rebate (OER). Costs have been calculated for the equivalent energy consumed and include all service, delivery and energy charges. Carbon price is included for all energy types as reported. HST is not included.


** Subject to change. Please note that all charges, except the fixed Customer Charge, vary based on how much gas you use.

©2020 Enbridge Gas Inc. All rights reserved.

Switch to safe, reliable, affordable natural gas

Energizing your community

Why natural gas is a smart choice



We understand that these are extraordinary times – around the world and at home here in Ontario. Community Expansion work has been identified as an essential service by the Ontario Government. Enbridge Gas is committed to bringing natural gas to your community and we are following the latest guidance provided by public health officials and government authorities. The safety of our customers, employees and contractors is our top priority. Visit enbridgegas.com/savewithgas for Community Expansion project updates.

The benefits of natural gas



More affordable

Compared to other fuels and electricity, natural gas is the most cost-effective way to heat your home and water.



Reliable and abundant

Never worry about running out of fuel or arranging for deliveries again.

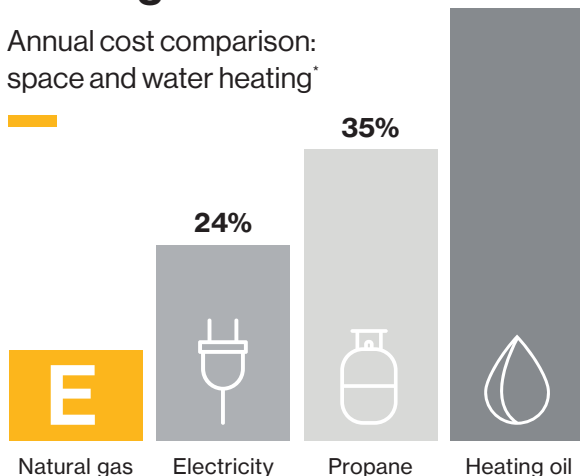


Comfort and convenience

From heating your home and hot water, to cooking, natural gas can make your home more comfortable and enjoyable.

Residential annual heating bills

Annual cost comparison: space and water heating*



How to start saving with natural gas

Visit enbridgegas.com/savewithgas to learn about the benefits of natural gas and the many ways it can help fuel your lifestyle. Follow these four easy steps to get connected. It's always better to submit your application for a natural gas service early in the process since it can take several months to obtain the necessary locates and permits before installing the service itself.

1

Visit enbridgegas.com/savewithgas

Go online to enbridgegas.com/savewithgas to express your interest in natural gas by clicking the "Sign up" button to agree to the Terms and Conditions.

2

Talk to your local heating contractor

Advise your heating contractor that you've agreed to the Terms and Conditions.

Your contractor will submit the natural gas service application on your behalf.

Once both are complete, our office will be in touch with you to confirm timing.

Our construction department will contact you to schedule a meeting to locate and mark all existing underground services.

3

After we install the gas meter

Contact your contractor to arrange for the installation/conversion of your natural gas equipment.

4

The final step

Contact 1-877-362-7434 at least 48 hours in advance to arrange your meter activation and final inspection of the natural gas equipment.

Where does your money go?

Here's a helpful explanation of the items on a natural gas bill

Expansion Surcharge

It takes significant investment to build the infrastructure to bring natural gas to your community. This surcharge is your contribution, and the fairest way to spread the costs out.

Customer Charge

This is a fixed \$21.83* amount that pays for meter reading, equipment maintenance and 24/7 emergency response services and community expansion.



Supply, Delivery and Transportation Charges

These cover the costs to buy natural gas, bring it to Ontario and move it to your home, safely and reliably.

Cost Adjustment

You pay what we pay. As the price for natural gas changes, we'll adjust your bill quarterly as a charge or credit.

FAQ

1. As a new community expansion customer, why do I have to pay an additional charge towards the construction costs of the project?

2. Why does the length of time the surcharge is in effect differ by community?

To enable us to extend natural gas to rural areas where the cost of building the infrastructure is more expensive than the revenue it generates, the province's energy regulator—the Ontario Energy Board—has approved an additional new customer charge of 23 cents for each cubic metre of natural gas used for a limited time period. On average, most homes will pay \$550 a year for up to 40 years. The length of time this charge remains in effect varies by community because the overall cost to serve each community differs based on things like the distance of the community from an existing natural gas pipeline. Even with this added charge, you'll still save on home and water heating fuel costs by switching to natural gas.

How to start saving with natural gas

Safe. Reliable. Affordable. Abundant.

1

Visit enbridgegas.com/savewithgas

Go online to enbridgegas.com/savewithgas to express your interest in natural gas by clicking the “Sign up” button to agree to the Terms and Conditions.

2

Talk to your local heating contractor

Advise your heating contractor that you’ve agreed to the Terms and Conditions.

Your contractor will submit the natural gas service application on your behalf.

Once both are complete, our office will be in touch with you to confirm timing.

Our construction department will contact you to schedule a meeting to locate and mark all existing underground services.

3

After we install the gas meter

Contact your contractor to arrange for the installation/conversion of your natural gas equipment.

4

The final step

Contact 1-877-362-7434 at least 48 hours in advance to arrange your meter activation and final inspection of the natural gas equipment.

If you have any questions, please reach out to one of our Community Expansion advisors listed below.

Enbridge Gas Contacts

Don Armitage

705-750-7203

don.armitage@enbridge.com

Randy Whitten

437-228-7296

randy.whitten@enbridge.com



Visit **enbridgegas.com/savewithgas** for information about the benefits of natural gas and the many ways it can help fuel your lifestyle.



IMPORTANT

Do not disconnect your existing fuel source or remove any equipment until your new natural gas service and gas meter have been installed.

Natural gas is now available in your community

Terms and Conditions for natural gas service—to be completed by the property owner

Natural gas service installation policy

Enbridge Gas will provide and install at no cost, one service line per civic address to new customers provided that:

1. The distance between the Owner's property line and the front wall of house/building is 20 metres or less; and
2. The distance between the front wall of house/building and the selected meter location is 2 metres or less.

Service and meter installation in excess of these distances will result in additional charges of \$32 per metre (plus applicable taxes)*. Call your local heating, ventilation and air conditioning (HVAC) provider for an assessment and to submit an application for gas service.

Enbridge Gas will assess where your HVAC provider has requested the meter and determine where the service can be installed.

Expansion Surcharge—what to expect

It takes significant investment to build the infrastructure to bring natural gas to your community. The Expansion Surcharge (Surcharge) provides lower upfront costs to customers by spreading them out over time**.

On average, most homes will pay a Surcharge of about \$550 per year (\$0.23 per cubic metre). The Surcharge is based on the home's consumption and will fluctuate based on the gas consumed.

The cancellation policy

If your natural gas account is not activated within one year of installation of your new natural gas service, you'll be required to pay Enbridge Gas' installation costs of \$2,500.

Name (please print)

Phone number

Email address

Address (please print)

Signature

Date

Questions? We're here for you

Contact our Customer Care team at 1-888-427-8888
customerconnectionscontactcentre@enbridge.com



Please complete this form and email it to
ceapplications@enbridge.com

*First Nation communities are exempt from HST.

**The Expansion Surcharge will transfer to subsequent owners of your property.

Scugog Attachment Package

September 2021

We're proud to energize Scugog Island!

Dear Scugog Island Resident,

Now's the time to apply for natural gas

We have some good news to share with you. Your address is identified as in scope for receiving natural gas shortly, and we want to make sure you're in the best position to connect as soon as possible. You may see us working on your street, including items such as survey stakes or locates and survey stakes in the boulevard.

If you're considering converting to natural gas, the earlier you apply the better as permits and locates can take time.

Refer to the Four-Step Process card when you're ready to apply, then visit enbridgegas.com/savewithgas to start your application. You're required to agree to the Terms and Conditions and can do this electronically at the website above under your community, or you can complete and return your signed Terms and Conditions form by emailing this to us at ceapplications@enbridge.com and once we receive this, we'll be in touch.

Unlock the value of natural gas

When compared to using electricity, propane, or oil, switching to natural gas could save you up to 52%* per year on home and water heating costs. Natural gas is also the most affordable way to run appliances like ranges, clothes dryers, and barbecues.

For us to extend natural gas to rural areas where the cost of building the infrastructure is more expensive than the revenue it generates, the Ontario Energy Board approved an additional Expansion Surcharge or ES. This is a variable rate charge, of \$0.23/cubic meter of natural gas used, which will show as a separate line item on your monthly bill for up to 40 years. On average, this amounts to approximately \$550 a year. Even with the ES, you'll still save on home and water heating fuel costs by switching to natural gas. To estimate your potential fuel savings based on your circumstances or find valuable information to help make an informed decision for your household, visit enbridgegas.com/savewithgas to learn more.

Get in touch with us

Our local Community Expansion Advisors are just a phone call away. You can reach out to them to talk about the steps to connect to natural gas, learn more about the value of natural gas, and estimate the potential savings for your home or business. They will provide you with sound information to help you determine if switching to natural gas is right for you.

- Don Armitage 705-750-7203 don.armitage@enbridge.com
- Travis James 289-971-0813 travis.james@enbridge.com

We look forward to meeting your energy needs.



Ahmed Al-Amry
Supervisor, Community Expansion
Enbridge Gas Inc.
savewithgas@enbridge.com
savewithgas.com

*Natural gas price is based on Rate 1 rates in effect as of **July 1, 2021** and includes the \$0.23 per m3 expansion surcharge. Oil and propane prices are based on the latest available retail prices. Electricity rates-based Hydro One Distribution rates (Mid-density R1) as of **May 1, 2021** and RPP customers that are on TOU pricing. It includes the new Ontario Electricity Rebate (OER). Costs have been calculated for the equivalent energy consumed and include all service, delivery, and energy charges. Carbon price is included for all energy types as reported. HST is not included.

Scugog Island Residents

We are here for you!

Wednesday, Sept. 22
3:30 – 6:30 p.m.

Thursday, Sept. 23
10 a.m. – 1 p.m.

Rain date: Sept. 28 3:00 – 6:30 p.m.

Learn about the benefits of switching to natural gas and how to get connected.

Stop by our kiosk at:

Redmans Antique Barn, 15751 Island Rd, Scugog Island
(corner of Island Rd and Hwy 7)

Representatives will be available to answer all your questions:

Drop by to have all **your questions answered** and we'll help you apply for your natural gas service.

Talk about potential savings on your home energy bills.

Connect with us at: ceapplications@enbridge.com





Investing in Indigenous communities

Working together to create meaningful relationships and lasting prosperity

Enbridge adheres to a strong set of corporate values, and has adopted and implemented a number of corporate responsibility policies and practices. Our Indigenous Peoples Policy guides the nature and scope of our relationships with Indigenous peoples wherever we interact together.

- Serving 21 Indigenous communities across Ontario.
- \$33M in contracts to Indigenous suppliers, vendors and contractors.
- Support for Skills Canada Ontario First Nations, Métis and Inuit Initiatives since 2012.



Energizing the local business community

Access to a more affordable, reliable and plentiful source of energy is a major competitive advantage for both large and small businesses. Connecting to natural gas will help expand critical infrastructure and drive economic development within the community.

Low-cost natural gas delivers approximately \$5 billion in annual savings to Ontario families, businesses and industry—savings that are reinvested into the economy.



We're here for you

Customer Connections Call before you dig
1-877-362-7434 **1-800-400-2255**

Monday to Friday, 24/7 Emergency line
8 a.m. – 6 p.m. **1-866-763-5427**

Community expansion contacts

Don Armitage
705-750-7203
don.armitage@enbridge.com

Randy Whitten
437-228-7296
randy.whitten@enbridge.com



* Natural gas price is based on Rate 1 rates in effect as of **July 1, 2021** and includes the \$0.23 per m³ expansion surcharge. Oil and propane prices are based on the latest available retail prices. Electricity rates based Hydro One Distribution rates (Mid-density R1) as of **May 1, 2021** and RPP customers that are on TOU pricing. It includes the new Ontario Electricity Rebate (OER). Costs have been calculated for the equivalent energy consumed and include all service, delivery and energy charges. Carbon price is included for all energy types as reported. HST is not included.


** Subject to change. Please note that all charges, except the fixed Customer Charge, vary based on how much gas you use.

©2020 Enbridge Gas Inc. All rights reserved.

Switch to safe, reliable, affordable natural gas

Energizing your community

Why natural gas is a smart choice



We understand that these are extraordinary times – around the world and at home here in Ontario. Community Expansion work has been identified as an essential service by the Ontario Government. Enbridge Gas is committed to bringing natural gas to your community and we are following the latest guidance provided by public health officials and government authorities. The safety of our customers, employees and contractors is our top priority. Visit enbridgegas.com/savewithgas for Community Expansion project updates.

The benefits of natural gas



More affordable

Compared to other fuels and electricity, natural gas is the most cost-effective way to heat your home and water.



Reliable and abundant

Never worry about running out of fuel or arranging for deliveries again.

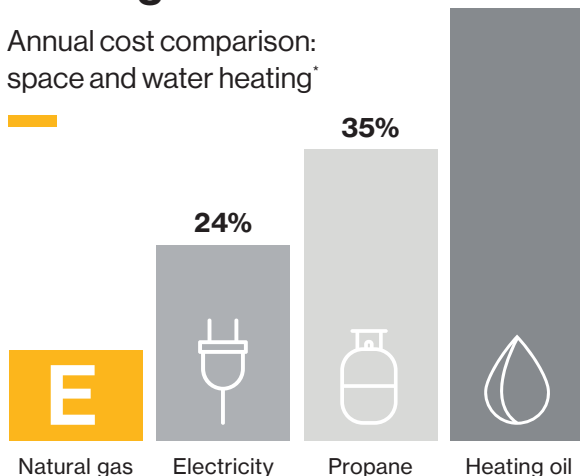


Comfort and convenience

From heating your home and hot water, to cooking, natural gas can make your home more comfortable and enjoyable.

Residential annual heating bills

Annual cost comparison: space and water heating*



How to start saving with natural gas

Visit enbridgegas.com/savewithgas to learn about the benefits of natural gas and the many ways it can help fuel your lifestyle. Follow these four easy steps to get connected. It's always better to submit your application for a natural gas service early in the process since it can take several months to obtain the necessary locates and permits before installing the service itself.

1

Visit enbridgegas.com/savewithgas

Go online to enbridgegas.com/savewithgas to express your interest in natural gas by clicking the "Sign up" button to agree to the Terms and Conditions.

2

Talk to your local heating contractor

Advise your heating contractor that you've agreed to the Terms and Conditions.

Your contractor will submit the natural gas service application on your behalf.

Once both are complete, our office will be in touch with you to confirm timing.

Our construction department will contact you to schedule a meeting to locate and mark all existing underground services.

3

After we install the gas meter

Contact your contractor to arrange for the installation/conversion of your natural gas equipment.

4

The final step

Contact 1-877-362-7434 at least 48 hours in advance to arrange your meter activation and final inspection of the natural gas equipment.

Where does your money go?

Here's a helpful explanation of the items on a natural gas bill

Expansion Surcharge

It takes significant investment to build the infrastructure to bring natural gas to your community. This surcharge is your contribution, and the fairest way to spread the costs out.

Customer Charge

This is a fixed \$21.83* amount that pays for meter reading, equipment maintenance and 24/7 emergency response services and community expansion.



Supply, Delivery and Transportation Charges

These cover the costs to buy natural gas, bring it to Ontario and move it to your home, safely and reliably.

Cost Adjustment

You pay what we pay. As the price for natural gas changes, we'll adjust your bill quarterly as a charge or credit.

FAQ

1. As a new community expansion customer, why do I have to pay an additional charge towards the construction costs of the project?

2. Why does the length of time the surcharge is in effect differ by community?

To enable us to extend natural gas to rural areas where the cost of building the infrastructure is more expensive than the revenue it generates, the province's energy regulator—the Ontario Energy Board—has approved an additional new customer charge of 23 cents for each cubic metre of natural gas used for a limited time period. On average, most homes will pay \$550 a year for up to 40 years. The length of time this charge remains in effect varies by community because the overall cost to serve each community differs based on things like the distance of the community from an existing natural gas pipeline. Even with this added charge, you'll still save on home and water heating fuel costs by switching to natural gas.

How to start saving with natural gas

Safe. Reliable. Affordable. Abundant.

1

Visit enbridgegas.com/savewithgas

Go online to enbridgegas.com/savewithgas to express your interest in natural gas by clicking the “Sign up” button to agree to the Terms and Conditions.

2

Talk to your local heating contractor

Advise your heating contractor that you’ve agreed to the Terms and Conditions.

Your contractor will submit the natural gas service application on your behalf.

Once both are complete, our office will be in touch with you to confirm timing.

Our construction department will contact you to schedule a meeting to locate and mark all existing underground services.

3

After we install the gas meter

Contact your contractor to arrange for the installation/conversion of your natural gas equipment.

4

The final step

Contact 1-877-362-7434 at least 48 hours in advance to arrange your meter activation and final inspection of the natural gas equipment.

If you have any questions, please reach out to one of our Community Expansion advisors listed below.

Enbridge Gas Contacts

Don Armitage

705-750-7203

don.armitage@enbridge.com

Randy Whitten

437-228-7296

randy.whitten@enbridge.com



Visit **enbridgegas.com/savewithgas** for information about the benefits of natural gas and the many ways it can help fuel your lifestyle.



IMPORTANT

Do not disconnect your existing fuel source or remove any equipment until your new natural gas service and gas meter have been installed.

Natural gas is now available in your community

Terms and Conditions for natural gas service—to be completed by the property owner

Natural gas service installation policy

Enbridge Gas will provide and install at no cost, one service line per civic address to new customers provided that:

1. The distance between the Owner's property line and the front wall of house/building is 20 metres or less; and
2. The distance between the front wall of house/building and the selected meter location is 2 metres or less.

Service and meter installation in excess of these distances will result in additional charges of \$32 per metre (plus applicable taxes)*. Call your local heating, ventilation and air conditioning (HVAC) provider for an assessment and to submit an application for gas service.

Enbridge Gas will assess where your HVAC provider has requested the meter and determine where the service can be installed.

Expansion Surcharge—what to expect

It takes significant investment to build the infrastructure to bring natural gas to your community. The Expansion Surcharge (Surcharge) provides lower upfront costs to customers by spreading them out over time**.

On average, most homes will pay a Surcharge of about \$550 per year (\$0.23 per cubic metre). The Surcharge is based on the home's consumption and will fluctuate based on the gas consumed.

The cancellation policy

If your natural gas account is not activated within one year of installation of your new natural gas service, you'll be required to pay Enbridge Gas' installation costs of \$2,500.

Name (please print)

Phone number

Email address

Address (please print)

Signature

Date

Questions? We're here for you

Contact our Customer Care team at 1-888-427-8888
customerconnectionscontactcentre@enbridge.com



Please complete this form and email it to
ceapplications@enbridge.com

*First Nation communities are exempt from HST.

**The Expansion Surcharge will transfer to subsequent owners of your property.



Rink Advertising

Scugog

Jan 4, 2021 – Jan 2, 2022

Natural gas is a
game-changer
savewithgas.com





Scugog Transit Shelter Ad

2021



Scugog Islanders

Choose comfort,
convenience and
peace of mind

**Save on heating,
spend on what you love**

Join us in leading Ontario's
low-carbon energy future.

savewithgas.com

 **ENBRIDGE**[®]
Life Takes Energy[®]



Community Expansion Trailers

2022



1:10th Scale



Scugog Community Expansion Digital Tactics 2021

Environmental Themed



Creating a path

Headline (max 25 characters):

Leading Ontario's energy transition

CTA:

Learn more

Post Copy (125 characters):

Natural gas is an essential fuel choice you can rely on for space heating, cooking and endless hot water.

Towards a cleaner energy future



Headline (max 25 characters):

Reducing environmental impact

CTA:

Learn more

A woman with dark hair tied back, wearing a thick yellow knit sweater, is sitting at a table. She is looking down at a tablet computer she is holding with both hands. In the background, a fireplace with a bright fire is visible, and a glowing spherical lamp is on the table to her left. The scene is warmly lit, suggesting a cozy indoor environment.

Switch to natural gas today

Headline (max 25 characters):

Meeting your energy needs

CTA:

Learn more

Plentiful and always available



Post copy (125 characters)

**Natural gas is flowing in your area.
We're leading the transition to a clean
energy future with innovative solutions.**

Headline (25 characters)

Energy you can rely on

Link description (30 characters)

So many reasons to switch

CTA

Learn more

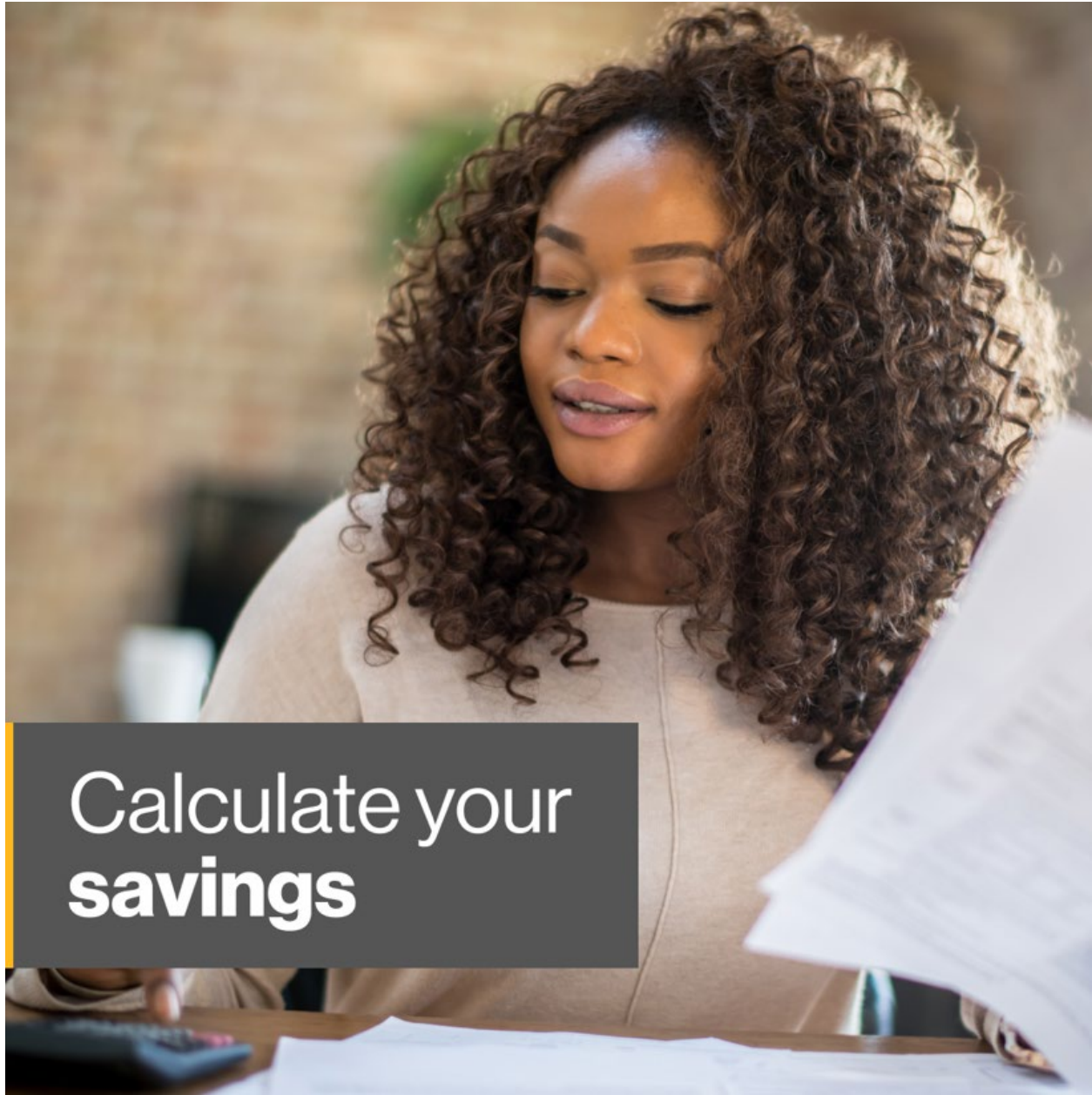
Savings Themed during Holidays



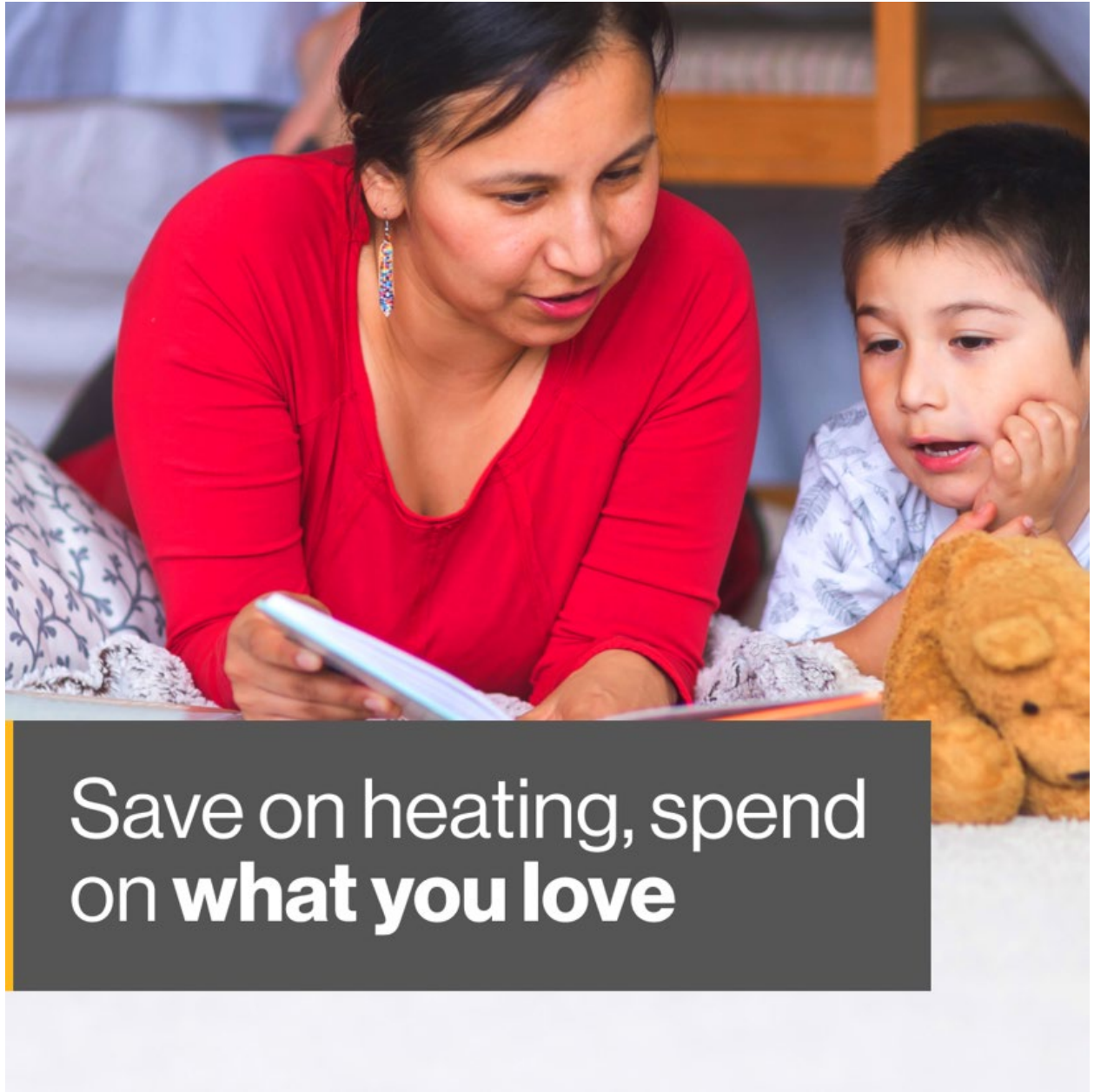
See how much you
can **save each year**



When you switch
to **natural gas**

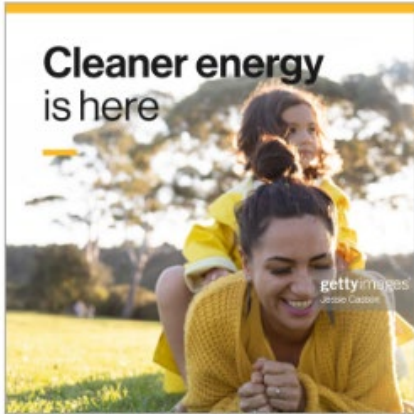


Calculate your
savings



Save on heating, spend
on **what you love**

Static Ads



Option 1

Headline (max 40 characters):

Affordable, reliable natural gas (32)

Text (max 125 characters):

Join the shift to cleaner energy. Still heating with oil or propane? Switch to natural gas to save on costs and emissions. (122)

Link description (max 30 characters):

Natural gas is now available! (29)

CTA (from the supplied options):

Learn more



Option 1

Headline (max 40 characters):

Why switch to natural gas? (27)

Text (max 125 characters):

1. Saving money every month. 2. No more running out of fuel or waiting for deliveries. 3. Lowering your home's emissions. (122)


Link description (max 30 characters):

See how much you can save (25)

CTA (from the supplied options):

Learn more

Carousel Ads



Headline (max 40 characters):
More choice, more solutions (27)

Text (max 125 characters):
Why are Scugog Islanders switching from oil and propane heating to natural gas? For lower costs and lower carbon emissions. (123)

Link description (max 20 characters):
A new heating option (20)

CTA (from the supplied options):
Learn more



Headline (max 40 characters):
Ready now: Cleaner energy (25)

Link description (max 20 characters):
Reduce emissions (16)



Headline (max 40 characters):
Scugog Island is now connected (30)

Link description (max 20 characters):
Reduce costs (12)



Headline (max 40 characters):
Towards a cleaner future (24)

Link description (max 20 characters):
More reliable (13)



Headline (max 40 characters):
Let us help you switch (23)

Link description (max 20 characters):
Get in touch today (18)




Headline (max 40 characters):
Switch to natural gas (21)

Text (max 125 characters):
When you switch to natural gas, you'll save on energy costs, avoid running out of fuel and lower carbon emissions. (115)

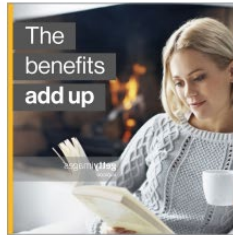
Link description (max 20 characters):
Lower heating bills (19)

CTA (from the supplied options):
Learn more




Headline (max 40 characters):
See how much you can save (25)

Link description (max 20 characters):
More affordable (15)




Headline (max 40 characters):
More value for your energy dollar (34)

Link description (max 20 characters):
More convenient (14)



Headline (max 40 characters):
Cleaner energy you can feel good about (38)

Link description (max 20 characters):
More comfort (12)



Headline (max 40 characters):
Affordable. Reliable. Plentiful. (32)

Link description (max 20 characters):
Lower emissions (15)



Scugog Community Expansion Virtual Open House Digital Ad



Attend our Virtual Open House on March 23





Scugog Print Materials

The Standard (Port Perry/Scugog)

- In-market: Jan 4
- In-market: Feb 8
- In market: March 15
- In-market: May 13th
- In-market: July 15th
- In-market: August 12th
- In-market: September 9th
- In-market: November 18th

Port Perry Star (Port Perry/Scugog)

- In-market: Jan 4
- In-market: Feb 15
- In market: March 15
- In-market: May 27
- In-market: June 24
- In-market July 22
- In-market: October 14
- In-market: November 11

Scugog Islanders

Choose comfort and convenience

Whether it's for heating, cooking or endless hot water, natural gas delivers cost savings and reliability to your daily life.

Natural gas is now flowing!

Get in touch with us

Don Armitage: 705-750-7203

Travis James: 289-971-0813

Visit **savewithgas.com**
to calculate your savings.

© 2021 Enbridge Gas Inc. All rights reserved.



Scugog Islanders

Making communities more sustainable

Your neighbours are switching to natural gas for more affordable, reliable and cleaner home energy.

Find out how we can help you switch.

Connect with us today.

Don Armitage: 705-750-7203

Randy Whitten: 437-228-7296

Email us at
CEAPPLICATIONS@enbridge.com

Visit **enbridgegas.com/savewithgas**
to sign up and calculate your savings.

© 2021 Enbridge Gas Inc. All rights reserved.



Scugog Islanders

Top 4 reasons to switch to natural gas

Comfort and convenience have arrived!

Sign up today

Don Armitage: 705-750-7203

Randy Whitten: 437-228-7296

Email us at
CEAPPLICATIONS@enbridge.com

- 1 Save money**
Enjoy savings up to 46 percent—depending on your current energy source.
- 2 Clean energy future**
Natural gas is part of the path to net-zero.
- 3 Convenient and cosy**
Never run out of fuel or have to wait for deliveries again!
- 4 Higher resale value**
Homes with lower energy costs are more attractive to buyers.

Visit enbridgegas.com/savewithgas to sign up and calculate your savings.



© 2021 Enbridge Gas Inc. All rights reserved.

Scugog Islanders

Save on energy, spend on those you love

Natural gas is now available!

Home comfort doesn't have to be costly—switch to reliable, affordable natural gas so you can save all year, every year.

We're here for you

Don Armitage: 705-750-7203

Kathy Whitten: 647-281-0337

Visit enbridgegas.com/savewithgas to calculate your savings.



© 2021 Enbridge Gas Inc. All rights reserved.

Scugog Islanders

Towards a clean energy future

Switch to natural gas for more affordable, reliable home heating—plus do your part to reduce your homes greenhouse gas emissions.

Natural gas is now available!

We're here for you

Don Armitage: 705-750-7203

Kathy Whitten: 647-281-0337

Visit enbridgegas.com/savewithgas to calculate your savings.

© 2021 Enbridge Gas Inc. All rights reserved.



Scugog Islanders

Top 4 reasons to switch to natural gas

Comfort and convenience have arrived!

Connect with us today.

Don Armitage: 705-750-7203

Kathy Whitten: 647-281-0337

Email us at ceapplications@enbridge.com

- 1 Save money**
Save up to 49 percent depending on your existing energy.
- 2 Clean energy future**
Natural gas is part of the path to net-zero.
- 3 Convenient and reliable**
Never run out of fuel or have to wait for deliveries again.
- 4 Higher resale value**
Homes with lower energy costs are often more attractive to buyers.

Visit enbridgegas.com/savewithgas to sign up and calculate your savings

© 2021 Enbridge Gas Inc. All rights reserved.
ENB 520 10/2021



Scugog Islanders

Top 4 reasons to switch to natural gas



Comfort and convenience have arrived!

Connect with us today.

Don Armitage: 705-750-7203

Kathy Whitten: 647-281-0337

Email us at ceapplications@enbridge.com

1 Save money
Save up to 49 percent depending on your existing energy source.

2 Clean energy future
Natural gas is part of the path to net zero.

3 Convenient and reliable
Never run out of fuel or have to wait for deliveries again.

4 Higher resale value
Homes with lower energy costs are often more attractive to buyers.

Visit enbridgegas.com/savewithgas to sign up and calculate your savings.

© 2021 Enbridge Gas Inc. All rights reserved.
ENB 520 11/2021





North Bay Attachment Package

September 2021

We're proud to energize Northshore and Peninsula Road area in North Bay!

Dear Resident,

We have some good news to share with you. Your address has been identified as in scope for our natural gas expansion project. To find out when natural gas will be available for connection, please reach out to our Community Expansion Advisors who can provide you with construction and project updates and discuss timelines as to when natural gas will be available for your home.

The deadline for applications and your service in 2021 is coming soon

Refer to the Four-Step Process card when you're ready to apply, then visit enbridgegas.com/savewithgas to start your application. You are required to agree to the Terms and Conditions – either electronically during sign up at enbridgegas.com/savewithgas, or you can complete and email this to our Community Expansion Advisors at ceapplications@enbridge.com when the form is complete. If submitting via email, you will need to call 1-888-774-3111 to create your account.

Unlock the value of natural gas

When compared to using electricity, propane, or oil, switching to natural gas could save you up to 47%* per year on home and water heating costs. Natural gas is also the most affordable way to run appliances like ranges, clothes dryers, and barbecues.

For us to extend natural gas to rural areas where the cost of building the infrastructure is more expensive than the revenue it generates, the Ontario Energy Board approved an additional Expansion Surcharge or ES. This is a variable rate charge, of \$0.23/cubic meter of natural gas used, which will show as a separate line item on your monthly bill for up to 40 years. On average, this amounts to approximately \$550 a year. Even with the ES, you'll still save on home and water heating fuel costs by switching to natural gas. To estimate your potential fuel savings based on your circumstances visit enbridgegas.com/savewithgas to find valuable information to help make an informed decision for your household.

Get in touch with us

Our local Community Expansion Advisors are just a phone call away. You can reach out to them to talk about the steps to connect to natural gas, learn more about the value of natural gas, and estimate the potential savings for your home or business. They will provide you with sound information to help you determine if switching to natural gas is right for you.

- Jamie Coote 705-845-1100 Jamie.Coote@enbridge.com
- Travis James 289-971-0813 travis.james@enbridge.com

We look forward to meeting your energy needs.



Ahmed Al-Amry
Supervisor, Community Expansion
Enbridge Gas Inc.
savewithgas@enbridge.com
savewithgas.com

*Natural gas prices are based on Rate 01 NE rates in effect as of **July 1, 2021** and includes the \$0.23 per m3 expansion surcharge. Oil price is based on the latest available retail price. Electricity rates-based Hydro One Distribution rates (Mid-density R1) as of **January 1, 2021** and RPP customers that are on TOU pricing. It includes the new Ontario Electricity Rebate (OER). The propane price comparison is based on the lowest price obtained in an area survey. Since individual fuel prices may vary, savings assumptions may or may not be accurate in your situation. Please go to the calculator on enbridgegas.com/savewithgas for a more accurate savings estimate. Costs have been calculated for the equivalent energy consumed and include all service, delivery, and energy charges. Carbon price is included for all energy types as reported. HST is not included.



Investing in Indigenous communities

Working together to create meaningful relationships and lasting prosperity

Enbridge adheres to a strong set of corporate values, and has adopted and implemented a number of corporate responsibility policies and practices. Our Indigenous Peoples Policy guides the nature and scope of our relationships with Indigenous peoples wherever we interact together.

- Serving 21 Indigenous communities across Ontario.
- \$33M in contracts to Indigenous suppliers, vendors and contractors.
- Support for Skills Canada Ontario First Nations, Métis and Inuit Initiatives since 2012.



Energizing the local business community

Access to a more affordable, reliable and plentiful source of energy is a major competitive advantage for both large and small businesses. Connecting to natural gas will help expand critical infrastructure and drive economic development within the community.

Low-cost natural gas delivers approximately \$5 billion in annual savings to Ontario families, businesses and industry—savings that are reinvested into the economy.



We're here for you

Customer care
1-888-774-3111

Call before you dig
1-800-400-2255

Monday to Friday,
8 a.m. – 6 p.m.

24/7 Emergency line
1-877-969-0999

Community expansion contacts

Jamie Coote
705-845-1100
jamie.coote@enbridge.com

Travis James
289-971-0813
travis.james@enbridge.com

Visit enbridgegas.com/savewithgas to learn more about natural gas in your community.



* Subject to change. Please note that all charges, except the fixed Customer Charge, vary based on how much gas you use.

©2020 Enbridge Gas Inc. All rights reserved.

Switch to safe, reliable,
affordable natural gas

Energizing your community

Why natural gas is a smart choice



We understand that these are extraordinary times – around the world and at home here in Ontario. Community Expansion work has been identified as an essential service by the Ontario Government. Enbridge Gas is committed to bringing natural gas to your community and we are following the latest guidance provided by public health officials and government authorities. The safety of our customers, employees and contractors is our top priority. Visit [savewithgas.com](https://www.savewithgas.com) for Community Expansion project updates.



The benefits of natural gas



More affordable

Compared to other fuels and electricity, natural gas is the most cost-effective way to heat your home and water.



Reliable and abundant

Never worry about running out of fuel or arranging for deliveries again.



Comfort and convenience

From heating your home and hot water, to cooking, natural gas can make your home more comfortable and enjoyable.



Natural gas furnace

Quickly heats the entire house, circulates filtered air and keeps temperatures consistent



Natural gas fireplace

Cosy up with a good book and forget about cleaning ashes and heat loss up the chimney.



Natural gas barbecue

Makes grilling easy and quick. It is also much more convenient. You won't ever have to run out of fuel.

How to start saving with natural gas

Follow these four easy steps to get connected. It's always better to submit application for a natural gas service as early in the process as you can to help us plan your service and make sure you are included.

1

Visit [enbridgegas.com/savewithgas](https://www.enbridgegas.com/savewithgas)

Go online to [enbridgegas.com/savewithgas](https://www.enbridgegas.com/savewithgas) to express your interest in natural gas by clicking the "Sign up" button to agree to the terms and conditions and set up your account.

Choose from several convenient billing and payment options – if you opt for our equal billing and automatic payment plans, we'll waive the security deposit requirements.

2

Talk to your local heating contractor

Advise your heating contractor that you've agreed to the Terms and Conditions and you've set up your account.

Your contractor will submit the natural gas service application on your behalf.

Once both are complete, our office will be in touch with you to confirm timing.

Our construction department will contact you to schedule a meeting to locate and mark all existing underground services.

3

After we install the natural gas service

Contact your contractor to arrange for the installation/conversion of your natural gas equipment.

4

The final step

Your heating contractor will install your new equipment and arrange for your meter to be installed and activated. Your new equipment will be turned on and inspected as required by the Technical Standards and Safety Act.

Where does your money go?

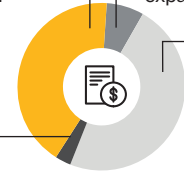
Here's a helpful explanation of the items on a natural gas bill

Expansion Surcharge

It takes significant investment to build the infrastructure to bring natural gas to your community. This surcharge is your contribution, and the fairest way to spread the costs out.

Customer Charge

This is a fixed \$22.50 amount that pays for meter reading, equipment maintenance and 24/7 emergency response services and community expansion.



Supply, Delivery and Transportation Charges

These cover the costs to buy natural gas, bring it to Ontario and move it to your home, safely and reliably.

Cost Adjustment

You pay what we pay. As the price for natural gas changes, we'll adjust your bill quarterly as a charge or credit.

FAQ

1. As a new community expansion customer, why do I have to pay an additional charge towards the construction costs of the project?

2. Why does the length of time the surcharge is in effect differ by community?

To enable us to extend natural gas to rural areas where the cost of building the infrastructure is more expensive than the revenue it generates, the province's energy regulator—the Ontario Energy Board—has approved an additional new customer charge of 23 cents for each cubic metre of natural gas used for a limited time period. On average, most homes will pay \$550 a year for up to 40 years. The length of time this charge remains in effect varies by community because the overall cost to serve each community differs based on things like the distance of the community from an existing natural gas pipeline. Please note there may be a delay beyond our control in requesting permits and locates.

How to start saving with natural gas

Safe. Reliable. Affordable. Abundant.

1

Sign up online

Go online to enbridgegas.com/savewithgas to express your interest in natural gas by clicking the “Sign up” button to agree to the terms and conditions and set up your account.

Choose from several convenient billing and payment options – if you opt for our equal billing and automatic payment plans, we’ll waive the security deposit requirements.

2

Talk to your local heating contractor

Advise your heating contractor that you’ve agreed to the Terms and Conditions and you’ve set up your account.

Your contractor will submit the natural gas service application on your behalf.

Once both are complete, our office will be in touch with you to confirm timing.

Our construction department will contact you to schedule a meeting to locate and mark all existing underground services.

3

After we install the natural gas service

Contact your contractor to arrange for the installation/conversion of your natural gas equipment.

4

The final step

Your heating contractor will install your new equipment and arrange for your meter to be installed and activated. Your new equipment will be turned on and inspected as required by the Technical Standards and Safety Act.

If you have any questions, please reach out to one of our Community Expansion advisors listed below.

Enbridge Gas contacts

Jamie Coote
705-845-1100

jamie.coote@enbridge.com

Travis James
289-971-0813

travis.james@enbridge.com



For more information visit
enbridgegas.com/savewithgas
to learn about the benefits of
natural gas and the many ways
it can help fuel your lifestyle.



IMPORTANT

Do not disconnect your existing fuel source or remove any equipment until your new natural gas service and gas meter have been installed.

Natural gas is now available in your community

Terms and Conditions for natural gas service—to be completed by the property owner

Natural gas service installation policy

Enbridge Gas will provide and install at no cost, one service line per civic address to new customers which will include up to 30 metres of laid pipe and anything beyond that would be \$45 per metre (plus applicable taxes).

Call your local heating, ventilation and air conditioning (HVAC) provider for an assessment and to submit an application for gas service.

Enbridge Gas will assess where your HVAC provider has requested the meter and determine where the service can be installed.

Expansion Surcharge—what to expect

It takes significant investment to build the infrastructure to bring natural gas to your community. The Expansion Surcharge (Surcharge) provides lower upfront costs to customers by spreading them out over time*.

On average, most homes will pay a Surcharge of about \$550 per year (\$0.23 per cubic metre). The Surcharge is based on the home's consumption and will fluctuate based on the gas consumed.

The cancellation policy

If your natural gas account is not activated within one year of installation of your new natural gas service, you'll be required to pay Enbridge Gas' installation costs of \$2,500.

Name (please print)

Phone number

Email address

Address (please print)

Signature

Date

Questions? We're here for you

Contact our Customer Care team at 1-888-774-3111
ceapplications@enbridge.com

Please complete this form and email it to ceapplications@enbridge.com




* The Expansion Surcharge will transfer to subsequent owners of your property.
† Natural gas price includes the Expansion Surcharge.



North Bay Digital Ads


Carousel Ads



Affordable energy
for North Bay

Headline [max 60 characters]:
Switch to natural gas (21)


Link Description Text [max 20 characters]:
Lower heating bills (19)



Saving is just
the beginning

Headline [max 60 characters]:
Save money and energy (21)


Link Description Text [max 20 characters]:
More affordable (15)



The benefits
add up

Headline [max 60 characters]:
More value for your energy dollar (34)

Link Description Text [max 20 characters]:
More convenient (14)



More energy
choice

Headline [max 60 characters]:
A switch you can feel good about (34)

Link Description Text [max 20 characters]:
More comfort (12)



Switch to
natural gas

Headline [max 60 characters]:
Affordable. Reliable. Plentiful. (32)

Link Description Text [max 20 characters]:
Lower emissions (15)

Post Copy [max 125 characters]:
When you switch to natural gas, you'll save all year, every year, avoid running out of fuel and reduce carbon emissions. (120)

CTA:
Learn More

Static Ad



**Save on energy,
spend on what you love**

Headline (max 40 characters):

Switch. Save. Simple. (22)

Post copy (125 characters):

North Bay: Switch from heating with oil or propane to natural gas for annual savings, more comfort and lower emissions. (119)

Link description (max 30 characters):

The benefits add up (19)

CTA:

Learn More



North Bay Virtual Open House Ad
March 2021



Attend our Virtual Open House on March 4



North Bay

Always there
for you when
you need it

**Natural gas is the
consistent, versatile and
affordable choice**

Calculate your savings at
savewithgas.com

 **ENBRIDGE**

Life Takes Energy[®]



North Bay Newspaper Ad

Northshore and Peninsula Road Area

Save on energy, spend on those you love

Natural gas is now available!

Home comfort doesn't have to be costly — switch to reliable, affordable natural gas so you can save all year, every year.

We're here for you

Jamie.Cooate@enbridge.com
705-845-1100

Travis.James@enbridge.com
289-971-0813

Email us at
CEAPPLICATIONS@enbridge.com

Sign up today!

Visit enbridgegas.com/savewithgas
to sign up and calculate your savings.



© 2021 Enbridge Gas Inc. All rights reserved.



1

of 1



Northshore and Peninsula Road Area

Towards a clean energy future

Switch to natural gas for more affordable, reliable home heating—plus do your part to reduce your home's greenhouse gas emissions.

Sign up now and enjoy your natural gas service this year.

Connect with us today.

Jamie Coote: 705-845-1100
Jamie.Coote@enbridge.com

Travis James: 289-971-0813
Travis.James@enbridge.com



Visit enbridgegas.com/savewithgas to sign up and calculate your savings.



Northshore and Peninsula Road Area

Towards a clean energy future

Switch to natural gas for more affordable, reliable home heating—plus do your part to reduce your home's greenhouse gas emissions.

Sign up now and enjoy your natural gas service this year.

Connect with us today.

Jamie Coote: 705-845-1100
Jamie.Coote@enbridge.com

Travis James: 289-971-0813
Travis.James@enbridge.com

Visit enbridgegas.com/savewithgas to sign up and calculate your savings.



© 2011 Enbridge Gas Inc. All rights reserved. ENB101 0001



Rink Advertising

Fenelon Falls

Jan 4, 2021 – Jan 2, 2022

Natural gas is a
game-changer
savewithgas.com





Saugeen Kiosk Digital Ad

Saugeen First Nation Residents

We are here for you!

Stop by our kiosk at:

Saugeen First Nation Governance Building
6 Cameron Drive, Southampton

Wednesday, Nov. 17

1:30 – 5:30 p.m.

Thursday, Nov. 18

10 a.m. – 2 p.m.

Rain date: Tuesday, Nov. 23 10 a.m. – 2 p.m.





Saugeen Fridge Magnet Calendar Mailer

**Affordable.
Reliable.
Convenient.**

Contact us to save with natural gas.
ceapplications@enbridge.com



OCTOBER 2021

SUN	MON	TUE	WED	THU	FRI	SAT
					1	2
3	4	5	6	7	8	9
10	11	12	13	14	15	16
17	18	19	20	21	22	23
24	25	26	27	28	29	30
31						

Let's connect

Selwyn Community Expansion Project

Wednesday, May 4
10 a.m. – 6 p.m.

Rain date:
Thursday, May 5, 10 a.m. – 6 p.m.

Learn about the benefits of switching to natural gas and how to get connected.

Stop by our kiosk at:

Classy Chassis & Cycles
1399 8th Line Smith, Lakefield

Representatives will be available to answer all your questions:

Drop by to have all **your questions answered** and we'll help you apply for your natural gas service.

Talk about potential savings on your home energy bills.

Connect with us at: **ceapplications@enbridge.com**



We're proud to energize the Township of Selwyn!

Dear Selwyn Resident,

Now's the time to apply for natural gas

We have some good news to share with you. Your address is identified as in scope for receiving natural gas shortly, and we want to make sure you're in the best position to connect as soon as possible. By signing up now, we'll be able to prioritize your service install as soon as the natural gas main is installed in front of your house. You may see us working on your street, including items such as survey stakes or locates.

If you're considering converting to natural gas, the earlier you apply the better as permits and locates can take time.

Refer to the Four-Step Process card when you're ready to apply, then visit enbridgegas.com/savewithgas to start your application. You're required to agree to the Terms and Conditions – either electronically during sign up at enbridgegas.com/savewithgas, or you can complete and email this to our Community Expansion Advisors at ceapplications@enbridge.com when the form is complete.

Unlock the value of natural gas

When compared to using electricity, propane or oil, natural gas could save you up to 54%* per year on home and water heating costs. Natural gas is also the most affordable way to run appliances like ranges, clothes dryers and barbecues.

For us to extend natural gas to rural areas where the cost of building the infrastructure is more expensive than the revenue it generates, the Ontario Energy Board approved an additional Expansion Surcharge or ES. This is a variable rate charge, of \$0.23/cubic meter of natural gas used, which will show as a separate line item on your monthly bill for up to 40 years. On average, this amounts to approximately \$550 a year. Even with the ES, you'll still save on home and water heating fuel costs by switching to natural gas. To estimate your potential fuel savings based on your circumstances or find valuable information to help make an informed decision for your household, enbridgegas.com/savewithgas to find out more.

Get in touch with us

Our local Community Expansion Advisors are just a phone call away. You can reach out to them to talk about the steps to connect to natural gas, learn more about the value of natural gas, and estimate the potential savings for your home or business. They will provide you with sound information to help you determine if switching to natural gas is right for you.

Community Expansion Advisor
ceapplications@enbridge.com
1-833-356-2689

We look forward to meeting your energy needs.

Ahmed Al-Amry
Supervisor, Community Expansion
Enbridge Gas Inc.
ceapplications@enbridge.com
enbridgegas.com/savewithgas

* Natural gas prices are based on Rate 1 rates in effect as of **April 1, 2022** and includes the \$0.23 per m³ expansion surcharge. Oil price is based on the latest available retail price. Electricity rates based Hydro One Distribution rates (Mid-density R1) as of **April 1, 2022** and RPP customers that are on TOU pricing. It includes the new Ontario Electricity Rebate (OER). The propane price comparison is based on the lowest price obtained in an area survey conducted quarterly. Since individual fuel prices vary, savings assumptions may or may not be as accurate in your situation. Please go to our calculator at enbridgegas.com/savewithgas for a more accurate savings estimate. Costs have been calculated for the equivalent energy consumed and include all service, delivery and energy charges. Carbon price is included for all energy types as reported. HST is not included.



Let's connect

Selwyn Community Expansion Project

Wednesday, May 4
10 a.m. – 6 p.m.

Rain date:
Thursday, May 5, 10 a.m. – 6 p.m.

Learn about the benefits of switching to natural gas and how to get connected.

Stop by our kiosk at:
Classy Chassis & Cycles
1399 8th Line Smith, Lakefield

Representatives will be available to answer all your questions:

Drop by to have all **your questions answered** and
we'll help you apply for your natural gas service.

Talk about potential savings
on your home energy bills.

Connect with us at: ceapplications@enbridge.com

How to start saving with natural gas

Safe. Reliable. Affordable. Abundant.

1

Visit enbridgegas.com/savewithgas

Go online to enbridgegas.com/savewithgas to express your interest in natural gas by clicking the “Sign up” button to agree to the Terms and Conditions.

2

Talk to your local heating contractor

Advise your heating contractor that you’ve agreed to the Terms and Conditions and you’ve set up your account.

Your contractor will submit the natural gas service application on your behalf.

Once both are complete, our office will be in touch with you to confirm timing.

Our construction department will contact you to schedule a meeting to locate and mark all existing underground services.

3

After we install the natural gas service

Contact your contractor to arrange for the installation/conversion of your natural gas equipment.

4

The final step

Contact 1-877-362-7434 at least 48 hours in advance to arrange your meter activation and final inspection of the natural gas equipment.

If you have any questions, please reach out to one of the following options below::

Email: ceapplications@enbridge.com

Phone: 1-833-356-2689



For more information visit
enbridgegas.com/savewithgas
to learn about the benefits of
natural gas and the many ways
it can help fuel your lifestyle.

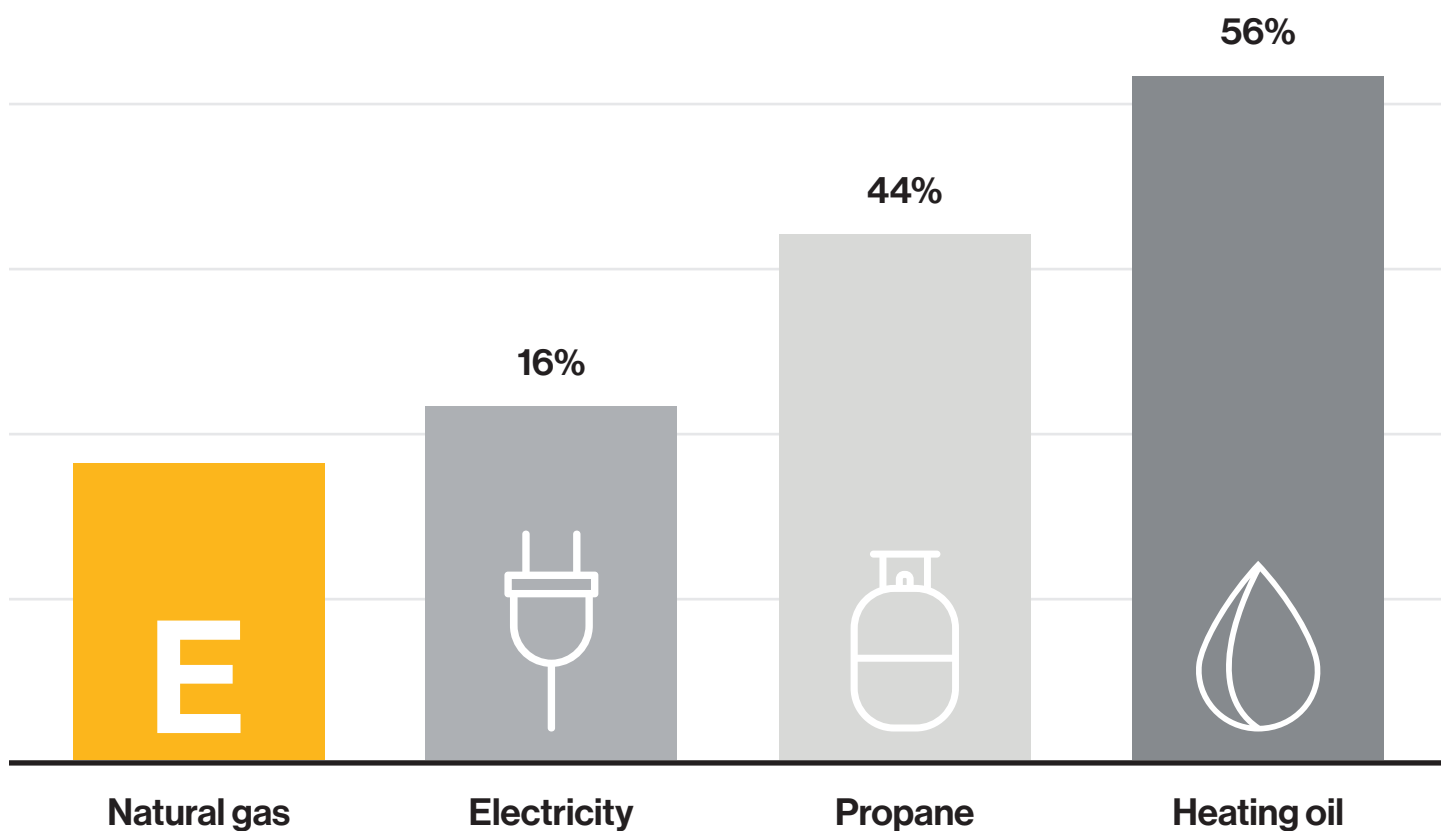


IMPORTANT

Do not disconnect your existing fuel source or remove any equipment until your new natural gas service and gas meter have been installed.

Residential annual heating bills

Annual cost comparison:
space and water heating*



* Natural gas prices are based on Rate 1 rates in effect as of **April 1, 2022** and includes the \$0.23 per m³ expansion surcharge. Oil price is based on the latest available retail price. Electricity rates based Hydro One Distribution rates (Mid-density R1) as of **April 1, 2022** and RPP customers that are on TOU pricing. It includes the new Ontario Electricity Rebate (OER). The propane price comparison is based on the lowest price obtained in an area survey conducted quarterly. Since individual fuel prices vary, savings assumptions may or may not be as accurate in your situation. Please go to our calculator at enbridgegas.com/savewithgas for a more accurate savings estimate. Costs have been calculated for the equivalent energy consumed and include all service, delivery and energy charges. Carbon price is included for all energy types as reported. HST is not included.

Natural gas is now available in your community

Terms and Conditions for natural gas service—to be completed by the property owner

Natural gas service installation policy

Enbridge Gas will provide and install at no cost, one service line per civic address to new customers provided that:

1. The distance between the Owner's property line and the front wall of house/building is 20 metres or less; and
2. The distance between the front wall of house/building and the selected meter location is 2 metres or less.

Service and meter installation in excess of these distances will result in additional charges of \$32 per metre (plus applicable taxes)*. Call your local heating, ventilation and air conditioning (HVAC) provider for an assessment and to submit an application for gas service.

Enbridge Gas will assess where your HVAC provider has requested the meter and determine where the service can be installed.

Expansion Surcharge—what to expect

It takes significant investment to build the infrastructure to bring natural gas to your community. The System Expansion Surcharge (Surcharge) provides lower upfront costs to customers by spreading them out over time**.

On average, most homes will pay a Surcharge of about \$550 per year (\$0.23 per cubic metre). The Surcharge is based on the home's consumption and will fluctuate based on the gas consumed.

The cancellation policy

If your natural gas account is not activated within one year of installation of your new natural gas service, you'll be required to pay Enbridge Gas' installation costs of \$2,500.

_____	_____	_____
Name (please print)	Phone number	Email address
_____	_____	_____
Address (please print)	Signature	Date

Questions? We're here for you

Contact our Community Expansion Team at 1-833-356-2689 or email ceapplications@enbridge.com

Please complete this form and email it to ceapplications@enbridge.com

*First Nation communities are exempt from HST.

**The Expansion Surcharge will transfer to subsequent owners of your property.



Let's connect

Selwyn Community Expansion Project

Location

Classy Chassis & Cycles
1399 8th Line Smith, Lakefield

Date

Wednesday, May 4, 10 a.m. – 6 p.m.

Rain Date

Thursday, May 5, 10 a.m. – 6 p.m.



Let's connect

Selwyn Community Expansion Project

Location

Classy Chassis & Cycles
1399 8th Line Smith, Lakefield

Date

Wednesday, May 4, 10 a.m. – 6 p.m.

Rain Date

Thursday, May 5, 10 a.m. – 6 p.m.



Let's connect

Selwyn Community Expansion Project

Location

Classy Chassis & Cycles
1399 8th Line Smith, Lakefield

Date

Tuesday, Oct. 4, 10 a.m. – 6 p.m.

Rain Date

Thursday, Oct. 6, 10 a.m. – 6 p.m.

Attachment 17



Let's connect

Selwyn Community Expansion Project

Location

Classy Chassis & Cycles
1399 8th Line Smith, Lakefield

Date

Tuesday, Oct. 4, 10 a.m. – 6 p.m.

Rain Date

Thursday, Oct. 6, 10 a.m. – 6 p.m.



Choose to pay less for energy

Save up to 65% each year
by switching to natural gas

What's inside:



See how
much you
can save



5-step
guide to get
connected



Ready to cut energy bills in half?

Good news— natural gas is a convenient solution to help you save. This package will guide you through everything you need to know about connecting your home or business and all the benefits of affordable, reliable natural gas.

Save up to 65 percent* each year

Compared to electricity, propane or oil, switching to natural gas could save you on home and water heating costs year round. It's more convenient: you'll never run out of fuel or wait for trucks to arrive.

Lower carbon emissions

Natural gas is cleaner than other fuels and can help reduce your home's carbon footprint.

It's easy to get started

Follow our simple five-step guide on page six to see how the connection process works.

See how much you can save

Use our online calculator to see how much you can save by switching to natural gas. Enter your home's size, age and a few more details to get a personalized estimate of annual savings.

Calculate your savings by visiting enbridgegas.com/savewithgas and finding your community page to use the calculator.

Ahmed Al-Amry

Ahmed Al-Amry
Supervisor, Community Expansion
Enbridge Gas



Get in touch any time

For construction updates or questions about the steps to connect to natural gas, personalized cost savings and more, contact one of our Community Expansion Advisors.

Community Expansion Contacts:

Phone: 1-833-356-2689

Email: ceapplications@enbridge.com

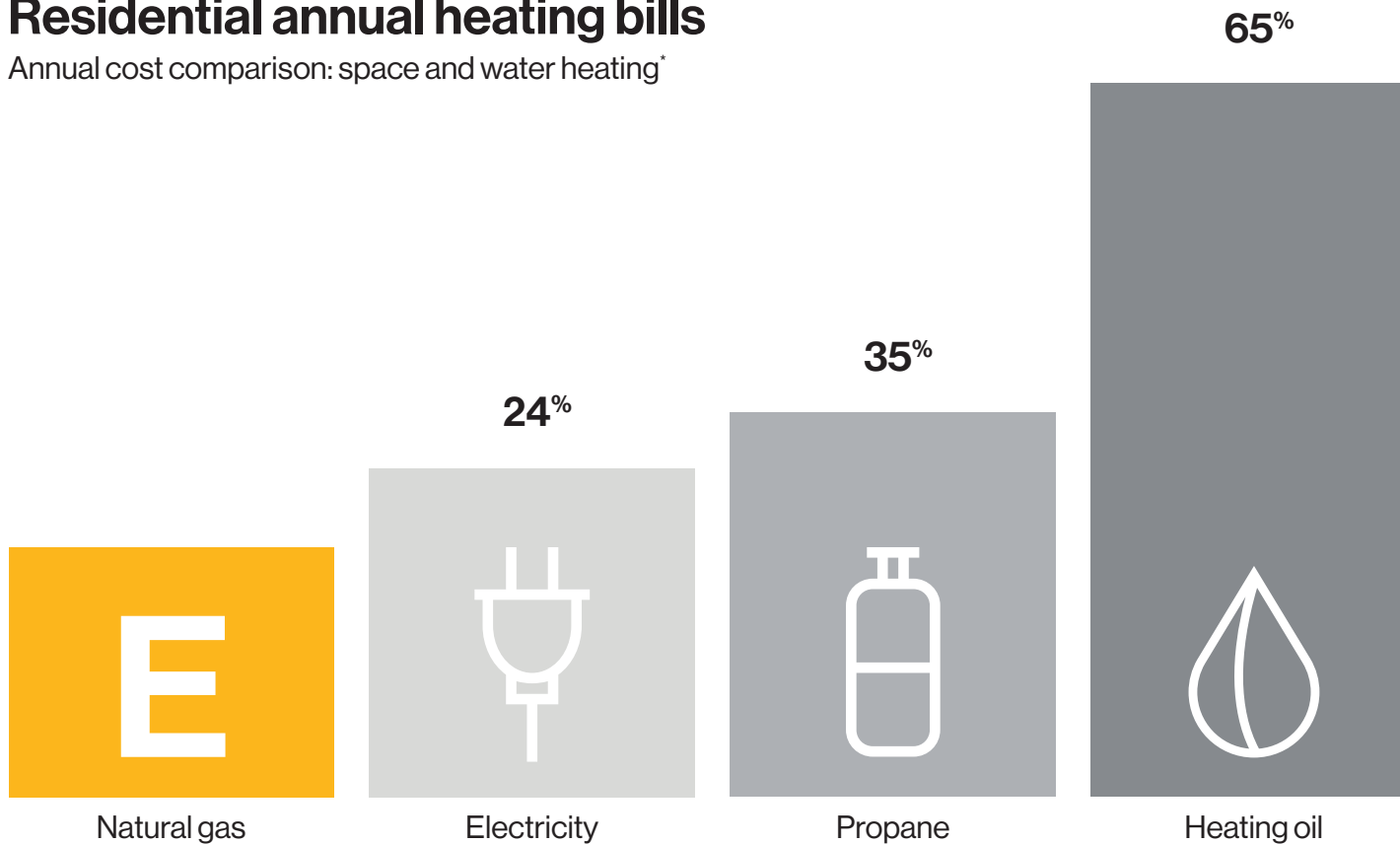
* Natural gas prices are based on Rate 1 rates in effect as of **April 1, 2023** and include the \$0.23 per m³ expansion surcharge. Oil price is based on the latest available retail price. Electricity rates based on Hydro One Distribution rates (Mid-density R1) as of **Jan. 1, 2023** and Regulated Price Plan (RPP) customers that are on Time-Of-Use (TOU) pricing. They include the new Ontario Electricity Rebate (OER). The propane price comparison is based on the lowest price obtained in an area survey conducted quarterly. Since individual fuel prices vary, savings assumptions may or may not be as accurate in your situation. Please use the savings calculator found on this page for a more accurate savings estimate. Costs have been calculated for the equivalent energy consumed and include all service, delivery and energy charges. Carbon price is included for all energy types as reported. HST is not included.

How much can you save each year?

Lower costs, lower emissions, more convenience and peace of mind.

Residential annual heating bills

Annual cost comparison: space and water heating*



* Natural gas prices are based on Rate 1 rates in effect as of **April 1, 2023** and include the \$0.23 per m³ expansion surcharge. Oil price is based on the latest available retail price. Electricity rates based on Hydro One Distribution rates (Mid-density R1) as of **Jan. 1, 2023** and Regulated Price Plan (RPP) customers that are on Time-Of-Use (TOU) pricing. They include the new Ontario Electricity Rebate (OER). The propane price comparison is based on the lowest price obtained in an area survey conducted quarterly. Since individual fuel prices vary, savings assumptions may or may not be as accurate in your situation. Please use the savings calculator found on this page for a more accurate savings estimate. Costs have been calculated for the equivalent energy consumed and include all service, delivery and energy charges. Carbon price is included for all energy types as reported. HST is not included.

Bring home all the benefits



More affordable

Compared to other fuels and electricity, natural gas is the most cost-effective way to heat your home and water.



Comfort and convenience

Never worry about running out of fuel or waiting for deliveries again.



Versatile and efficient

From fireplaces to clothes dryers, natural gas can make your home more comfortable and enjoyable.



Lower carbon emissions

Natural gas can help reduce your home's carbon footprint.

Where does your money go?

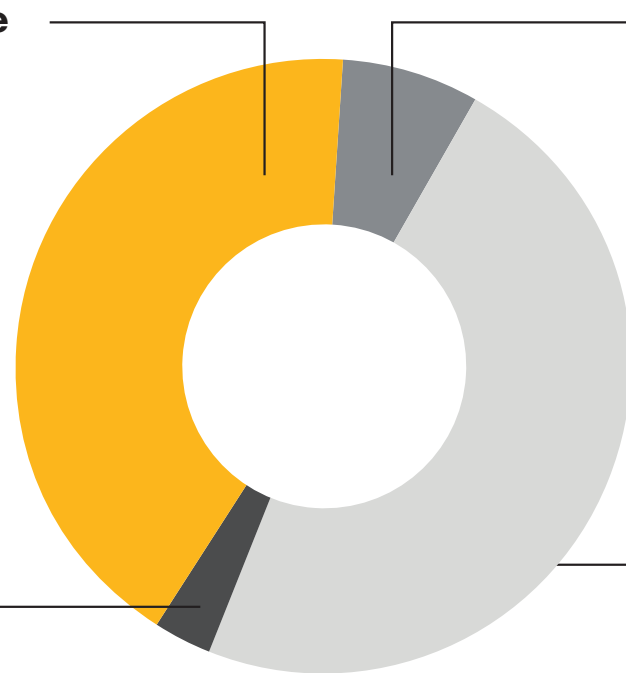
Here's a helpful explanation of a few key items on your natural gas bill

Expansion Surcharge

The fairest way to cover the infrastructure costs of expanding natural gas service.

Cost Adjustment

Natural gas rates vary by season—you pay what we pay.



Customer Charge

This is a fixed \$22.88* amount that pays for 24/7 emergency response and other services.

* Subject to change. Please note that all charges, except the fixed customer charge, vary based on how much natural gas you use.

Supply, Delivery and Transportation Charges

These cover the costs to buy and deliver natural gas to your home.

Frequently asked questions

Q: Why do I have to pay an additional charge towards the construction costs of the project?

A: For us to extend natural gas to rural areas where the cost of building the infrastructure is more than the revenue it generates, the Ontario Energy Board approved an additional expansion surcharge. This is a variable rate charge, based on your usage, of \$0.23/cubic metre of natural gas used. Since homes use more natural gas in colder months, the surcharge will be higher in winter. It will appear as a separate line item on your monthly bill for up to 40 years.

Go to enbridgegas.com/savewithgas to get an estimate of your potential fuel savings.

Q: Why is the surcharge in effect for different lengths of time by community?

A: The length of time the surcharge remains in effect varies by community because the overall cost to serve each community is different, based on factors such as the distance of the community from an existing natural gas pipeline and more.


“We’ve saved all kinds of money by converting to natural gas, especially over the cost of hydro these days. It just made sense.”

– **Phil Dewsnap,**
Homeowner,
Fenelon Falls



“I live in a rural region. That means I have my own septic, my own water, and if things don’t work, I’m in real trouble. Natural gas has helped me be more independent and I saved a really good buck.”

– **John Powell, Homeowner, Scugog Island**



“The advice I would give others is to convert to natural gas. We’ve seen a lot of energy savings, the conversion was simple and you get some extra money in your pocket, so it’s worth doing.”

– **Phil Dewsnap, Homeowner, Fenelon Falls**

5 simple steps to switch

It's always best to complete your application for natural gas service as early as possible. This helps us to ensure you are included in our planning process.



1. Inquire with us

Visit enbridgegas.com/savewithgas to review project details, calculate your estimated savings and engage our project team to answer any of your questions.



2. Get an estimate from your local heating contractor

Once you have made your decision to convert, your contractor will submit the natural gas service application on your behalf. You will receive an email summary of the gas application as submitted by your contractor.

A member of our team will contact you to coordinate locating and marking all existing underground utilities.



3. Acknowledge your account details

You will receive a confirmation email with a verification link prompting you to validate the following: your service address, homeowner and billing information.

You will also be provided details on the expansion surcharge, which will fluctuate monthly based on your natural gas use. Even with this surcharge, you can still save significantly every year by switching to natural gas.



4. After we install the natural gas service

Contact your contractor to arrange for the installation and conversion of your natural gas equipment.



5. The final step

Contact 1-877-362-7434 at least 48 hours in advance to arrange your meter activation and final inspection of the natural gas equipment.

Natural gas service installation policy

Enbridge Gas will provide and install at no cost, one service line per civic address to new customers provided that the distance between the Owner's property line and the front wall of house/building is 20 metres or less. Services in excess of this distance will result in additional charges of \$32 per metre (plus applicable taxes). Call your local heating, ventilation and air conditioning (HVAC) provider for an assessment and to submit an application for gas service.

IMPORTANT!

Do not disconnect your existing fuel source or remove any equipment until your new natural gas service and gas meter have been installed.

Take the first step to savings

Let us know you're interested in connecting to natural gas



Please send the following information to ceapplications@enbridge.com and a Community Expansion Advisor will contact you soon.

Name (please print)

Address

Phone number

Email address

Existing primary heat source

Existing secondary heat source

Signature

Date

Get in touch any time



Prefer postal mail?

Mail your completed expression of interest to us at:

Enbridge Gas
Community Expansion
PO Box 618
Bobcaygeon, ON K0M 1A0



Questions?

We're here for you.

Contact a Community Expansion Advisor:

1-833-356-2689
ceapplications@enbridge.com

Completing this Expression of Interest Card is not an application for natural gas, or a binding contract by either you or Enbridge Gas for natural gas service.

Choose to pay less for energy

Save up to 65% each year
by switching to natural gas

What's inside:



See how
much you
can save



5-step
guide to get
connected

 **ENBRIDGE**[®]
Life Takes Energy[®]

Ready to cut energy bills in half?

Good news— natural gas is a convenient solution to help you save. This package will guide you through everything you need to know about connecting your home or business and all the benefits of affordable, reliable natural gas.

Save up to 65 percent* each year

Compared to electricity, propane or oil, switching to natural gas could save you on home and water heating costs year round. It's more convenient: you'll never run out of fuel or wait for trucks to arrive.

Lower carbon emissions

Natural gas is cleaner than other fuels and can help reduce your home's carbon footprint.

It's easy to get started

Follow our simple five-step guide on page six to see how the connection process works.

See how much you can save

Use our online calculator to see how much you can save by switching to natural gas. Enter your home's size, age and a few more details to get a personalized estimate of annual savings.

Calculate your savings by visiting enbridgegas.com/savewithgas and finding your community page to use the calculator.

Ahmed Al-Amry

Ahmed Al-Amry
Supervisor, Community Expansion
Enbridge Gas



Get in touch any time

For construction updates or questions about the steps to connect to natural gas, personalized cost savings and more, contact one of our Community Expansion Advisors.

Community Expansion Contacts:

Phone: 1-833-356-2689

Email: ceapplications@enbridge.com

* Natural gas prices are based on Rate M1 rates in effect as of **April 1, 2023** and include the \$0.23 per m³ expansion surcharge. Oil price is based on the latest available retail price. Electricity rates based on Hydro One Distribution rates (Mid-density R1) as of **Jan. 1, 2023** and Regulated Price Plan (RPP) customers that are on Time-Of-Use (TOU) pricing. They include the new Ontario Electricity Rebate (OER). The propane price comparison is based on the lowest price obtained in an area survey conducted quarterly. Since individual fuel prices vary, savings assumptions may or may not be as accurate in your situation. Please use the savings calculator found on this page for a more accurate savings estimate. Costs have been calculated for the equivalent energy consumed and include all service, delivery and energy charges. Carbon price is included for all energy types as reported. HST is not included.

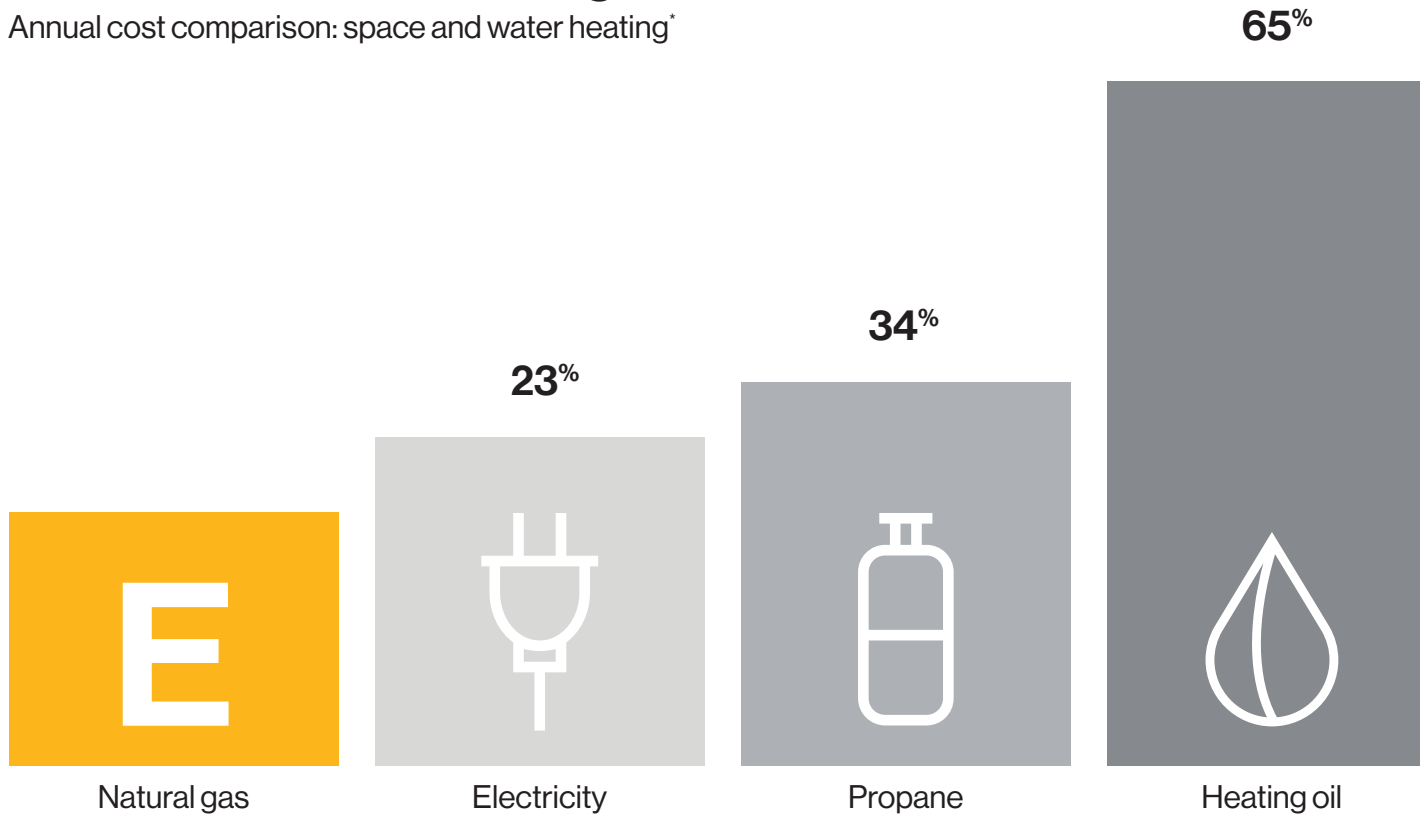
Cost and benefits

How much can you save each year?

Lower costs, lower emissions, more convenience and peace of mind.

Residential annual heating bills

Annual cost comparison: space and water heating*



* Natural gas prices are based on Rate M1 rates in effect as of **April 1, 2023** and include the \$0.23 per m³ expansion surcharge. Oil price is based on the latest available retail price. Electricity rates based on Hydro One Distribution rates (Mid-density R1) as of **Jan. 1, 2023** and Regulated Price Plan (RPP) customers that are on Time-Of-Use (TOU) pricing. They include the new Ontario Electricity Rebate (OER). The propane price comparison is based on the lowest price obtained in an area survey conducted quarterly. Since individual fuel prices vary, savings assumptions may or may not be as accurate in your situation. Please use the savings calculator found on this page for a more accurate savings estimate. Costs have been calculated for the equivalent energy consumed and include all service, delivery and energy charges. Carbon price is included for all energy types as reported. HST is not included.

Bring home all the benefits



More affordable

Compared to other fuels and electricity, natural gas is the most cost-effective way to heat your home and water.



Comfort and convenience

Never worry about running out of fuel or waiting for deliveries again.



Versatile and efficient

From fireplaces to clothes dryers, natural gas can make your home more comfortable and enjoyable.



Lower carbon emissions

Natural gas can help reduce your home's carbon footprint.

Where does your money go?

Here's a helpful explanation of a few key items on your natural gas bill

Expansion Surcharge

The fairest way to cover the infrastructure costs of expanding natural gas service.

Cost Adjustment

Natural gas rates vary by season—you pay what we pay.



Customer Charge

This is a fixed \$23.98* amount that pays for 24/7 emergency response and other services.

* Subject to change. Please note that all charges, except the fixed customer charge, vary based on how much natural gas you use.

Supply, Delivery and Transportation Charges

These cover the costs to buy and deliver natural gas to your home.

Frequently asked questions

Q: Why do I have to pay an additional charge towards the construction costs of the project?

A: For us to extend natural gas to rural areas where the cost of building the infrastructure is more than the revenue it generates, the Ontario Energy Board approved an additional expansion surcharge. This is a variable rate charge, based on your usage, of \$0.23/cubic metre of natural gas used. Since homes use more natural gas in colder months, the surcharge will be higher in winter. It will appear as a separate line item on your monthly bill for up to 40 years.

Go to enbridgegas.com/savewithgas to get an estimate of your potential fuel savings.

Q: Why is the surcharge in effect for different lengths of time by community?

A: The length of time the surcharge remains in effect varies by community because the overall cost to serve each community is different, based on factors such as the distance of the community from an existing natural gas pipeline and more.


“We’ve saved all kinds of money by converting to natural gas, especially over the cost of hydro these days. It just made sense.”

**– Phil Dewsnap,
Homeowner,
Fenelon Falls**



“I live in a rural region. That means I have my own septic, my own water, and if things don’t work, I’m in real trouble. Natural gas has helped me be more independent and I saved a really good buck.”

– John Powell, Homeowner, Scugog Island



“The advice I would give others is to convert to natural gas. We’ve seen a lot of energy savings, the conversion was simple and you get some extra money in your pocket, so it’s worth doing.”

– Phil Dewsnap, Homeowner, Fenelon Falls

5 simple steps to switch

It's always best to complete your application for natural gas service as early as possible. This helps us to ensure you are included in our planning process.



1. Inquire with us

Visit enbridgegas.com/savewithgas to review project details, calculate your estimated savings and engage with our project team to answer any of your questions.



2. Get an estimate from your local heating contractor

Once you have made your decision to convert, your contractor will submit the natural gas service application on your behalf. You will receive an email summary of the gas application as submitted by your contractor.

A member of our team will contact you to coordinate locating and marking all existing underground utilities.



3. Acknowledge your account details

You will receive a confirmation email with a verification link prompting you to validate the following: your service address, homeowner and billing information.

You will be provided details on the expansion surcharge, which will fluctuate monthly based on your natural gas use. Even with this surcharge, you can still save significantly every year by switching to natural gas.



4. After we install the natural gas service

Contact your contractor to arrange for the gas meter installation and conversion of your natural gas equipment.



5. The final step

Your new natural gas equipment will be turned on and inspected as required by the Technical Standards and Safety Act.

Natural gas service installation policy

Enbridge Gas will provide and install at no cost, one service line per civic address to new customers which will include up to 30 metres of laid pipe and anything beyond that would be \$45 per metre (plus applicable taxes). Call your local heating, ventilation and air conditioning (HVAC) provider for an assessment and to submit an application for gas service.

IMPORTANT!

Do not disconnect your existing fuel source or remove any equipment until your new natural gas service and gas meter have been installed.

Take the first step to savings

Let us know you're interested in connecting to natural gas



Please send the following information to ceapplications@enbridge.com and a Community Expansion Advisor will contact you soon.

Name (please print)

Address

Phone number

Email address

Existing Primary Heat Source

Existing Secondary Heat Source

Signature

Date

Get in touch any time



Prefer postal mail?

Mail your completed expression of interest to us at:

Enbridge Gas
Community Expansion
PO Box 618
Bobcaygeon, ON K0M 1A0



Questions?

We're here for you.

Contact a Community Expansion Advisor:

1-833-356-2689
ceapplications@enbridge.com

Completing this Expression of Interest Card is not an application for natural gas, or a binding contract by either you or Enbridge Gas for natural gas service.

ENBRIDGE GAS

CE Selwyn Campaign

October 5, 2022



C O N T E X T

CE SELWYN CAMPAIGN

Concept 1: From pains to gains

We know that customers often make buying decisions based on emotions. In this concept, we focus on negative emotions (pain points) to hook interest initially, supported by the benefits of switching to natural gas.



C O N T E X T

Selwyn

Are you paying too much for home heating?

Now you can switch to natural gas and save up to 60%

You could cut your energy bills in half!

Why choose natural gas?



Save money compared to electricity, propane or oil.



Never run out of fuel or have to wait for deliveries again.



Make your home more comfortable with natural gas fireplaces, barbecues, clothes dryers and more.



Reduce your home's carbon footprint.

What your neighbours are saying



“We’ve seen a lot of energy savings since we converted. I think our first hydro bill when we moved in here was somewhere around \$800. Now we’re down, saved maybe \$1,100 or \$1,500 a year by converting to natural gas.”

Phil, Fenelon Falls



“It was costing me \$5,000 a year for oil fired heating, and now I’m paying 1,400 bucks a year from Enbridge. I’m sort of loving it.”

John, Scugog

Visit enbridgegas.com/savewithgas to calculate your savings.

 **ENBRIDGE**
Life Takes Energy®



Enbridge Gas

Sponsored

Tired of high energy costs? Choose natural gas for lower energy bills and cleaner heating than propane, oil or wood. [116]



**Save with
natural gas**

ENBRIDGEGAS.COM

Save up to 60% when you switch [30]

Calculate your savings [22]

[Learn More](#)





Enbridge Gas

Sponsored

Selwyn—enjoy home comfort for less. Get lower energy bills and more peace of mind when you switch to natural gas. [113]



Save with natural gas

Inflation hitting your budget? [30]

Now you can hit back [20]

[Learn More](#)



A natural choice

Switch to natural gas and save up to 60% [40]

Cut costs and carbon [20]

[Learn More](#)



Natural gas—available soon!

Coming soon to Selwyn! [22]

Ready to switch? [17]

[Learn More](#)





Enbridge Gas

Sponsored

See why Selwyn welcomes natural gas. It's more affordable, reliable and cleaner than propane, oil or wood. [106]



John Powell
Scugog

ENBRIDGEGAS.COM

Hear from others who've made the switch [40]

[Learn more](#)

[Calculate your savings \[22\]](#)

Concept 1 — Google Discovery Image Options

Option 1



Option 2



Option 3



Option 4



Option 5



Google Discovery Copy

Short headline text – 5 variants (40 characters max)	Long headline text (90 characters max)	Description (90 characters max)	CTA:	Business name:	Destination URL:
Save big with natural gas (25)	See why Selwyn welcomes natural gas. It's affordable, reliable and cleaner. (75)	Save on energy bills with a cleaner and more convenient choice than oil, propane or wood. (86)	Learn more	Enbridge Gas	enbridgegas.com/savewithgas
Affordable energy can be yours (30)	Switch to natural gas to save up to 60 percent on energy bills and cut emissions too! (85)	Visit enbridgegas.com/savewithgas to calculate your savings and hear what others are saying. (89)			
Why choose natural gas? (23)	See why natural gas is Ontario's preferred choice and good news for Selwyn. (75)	Enjoy peace of mind and savings up to 60 percent when you switch—it's easy! (75)			
Tired of high energy costs? (28)	Home comfort doesn't need to be costly anymore—reliable natural gas is on the way! (84)	Never run out of fuel or have to wait for deliveries again. (58)			
Save on energy and emissions (28)	Good news for Selwyn—affordable, reliable, cleaner energy is coming soon! (73)	Reduce your energy bills by up to 60% with a cleaner choice than oil, propane or wood. (86)			



CE SELWYN CAMPAIGN

Concept 2: Welcome home neighbour

With a focus on optimism, warm welcomes and community connections this concept creates positive emotions. Cost savings and convenience close the deal.



C O N T E X T

 **Enbridge Gas**
Sponsored

Selwyn—get ready to save up to 60 percent on energy bills when you switch to reliable, convenient natural gas. [110]



Selwyn
Natural gas is coming soon

ENBRIDGEGAS.COM

Cut energy bills in half when you switch [40] [Learn more](#)

Calculate your savings [22]






Enbridge Gas

Sponsored

Have you heard? Natural gas is coming to Selwyn! Find out why Ontarians choose Enbridge Gas. [92]




Save up to 60% on energy

Cheaper than propane, oil or wood [33]

Cut costs and carbon [20]

[Learn more](#)




A choice you can feel good about

Cleaner than propane, oil or wood [22]

Cut costs and carbon [20]

[Learn more](#)



Switch. Save. Smile.

Worry-free comfort and convenience [34]

Cut costs and carbon [20]

[Learn more](#)





Enbridge Gas

Sponsored

Still heating with oil or propane? Switch to natural gas and save up to 60 percent on your energy costs. [104]



Phil Dewsnap
Fenelon Falls

ENBRIDGEGAS.COM

Hear why your neighbours made the switch [40] [Learn more](#)

Cut costs and carbon [20]


Concept 2 — Google Discovery Image Options

Option 1

Option 2

Option 3

Option 4






CE SELWYN CAMPAIGN

YouTUBE Companion Ads





C O N T E X T



Save up to 60%
Affordable natural gas 

 **Make the switch**  enbridgegas.com/savewithgas [Start now](#)

Up next AUTOPLAY

Long Headline Text:

Selwyn: Are you paying too much for home heating? (59/90)

Description Text: Make the switch to natural gas and save up to 60 percent each year! (67/70)

Call-to-Action Text: Start now (10/10)

Headline Text: Make the switch (15/15)

Display URL: enbridgegas.com/savewithgas



The image shows a YouTube video player interface. At the top left is the YouTube logo with a 'CA' (Canada) indicator. A search bar is located at the top center. On the right side of the top bar are icons for video recording, a grid, a notification bell, and a profile picture. The main video area shows a man with white hair, Phil Fenelon Falls, sitting at a table in a bright room with windows and a plant. A large play button is centered over the video. Two Enbridge Gas ads are overlaid on the video: one in the bottom left corner and one in the top right corner. The bottom-left ad features the Enbridge logo, the text 'Save on heating', the URL 'enbridgegas.com/savewithgas', and a blue 'Start now' button. The top-right ad features the text 'How much could you save? Switch to natural gas', the Enbridge logo, and a blue 'Start now' button. Below the video player, there is an 'Up next' section with an 'AUTOPLAY' toggle and two placeholder video thumbnails with progress bars.

Long Headline Text:

Selwyn: Now you can switch to natural gas and save up to 60 percent each year! (88/90)

Description Text: Cut your energy bills in half with affordable, reliable natural gas. (68/70)

Call-to-Action Text: Start now (10/10)

Headline Text: Save on heating (15/15)

Display URL: enbridgegas.com/savewithgas



The image shows a YouTube interface with a video player and companion ads. The video player displays a scenic view of a water tower and a lake, with the text "We're happy to bring natural gas to communities" overlaid. The companion ads include a top ad with the headline "How much could you save? Switch to natural gas" and a bottom ad with the headline "Save on heating".


Long Headline Text:
 Natural gas is reliable, convenient and much more affordable than other energy options. (87/90)

Description Text:
Selwyn: Switch to natural gas and save up to 60% a year! (68/70)

Call-to-Action Text: Start now (10/10)
 Headline Text: Save on heating (15/15)

Display URL: enbridgegas.com/savewithgas





**Are you paying
too much for
home heating?**

**Come visit us to
see how much
you can save!**

Tuesday, Feb. 7
12 p.m. – 7 p.m.

**Learn about the benefits of switching to
natural gas and how to get connected.**

Stop by our Information Session at:

Community Hall

836 Charles St, Bridgenorth

Drop by to have all **your questions answered**
and let us know if you're interested in connecting
to natural gas.

Talk about potential savings
on your home energy bills.

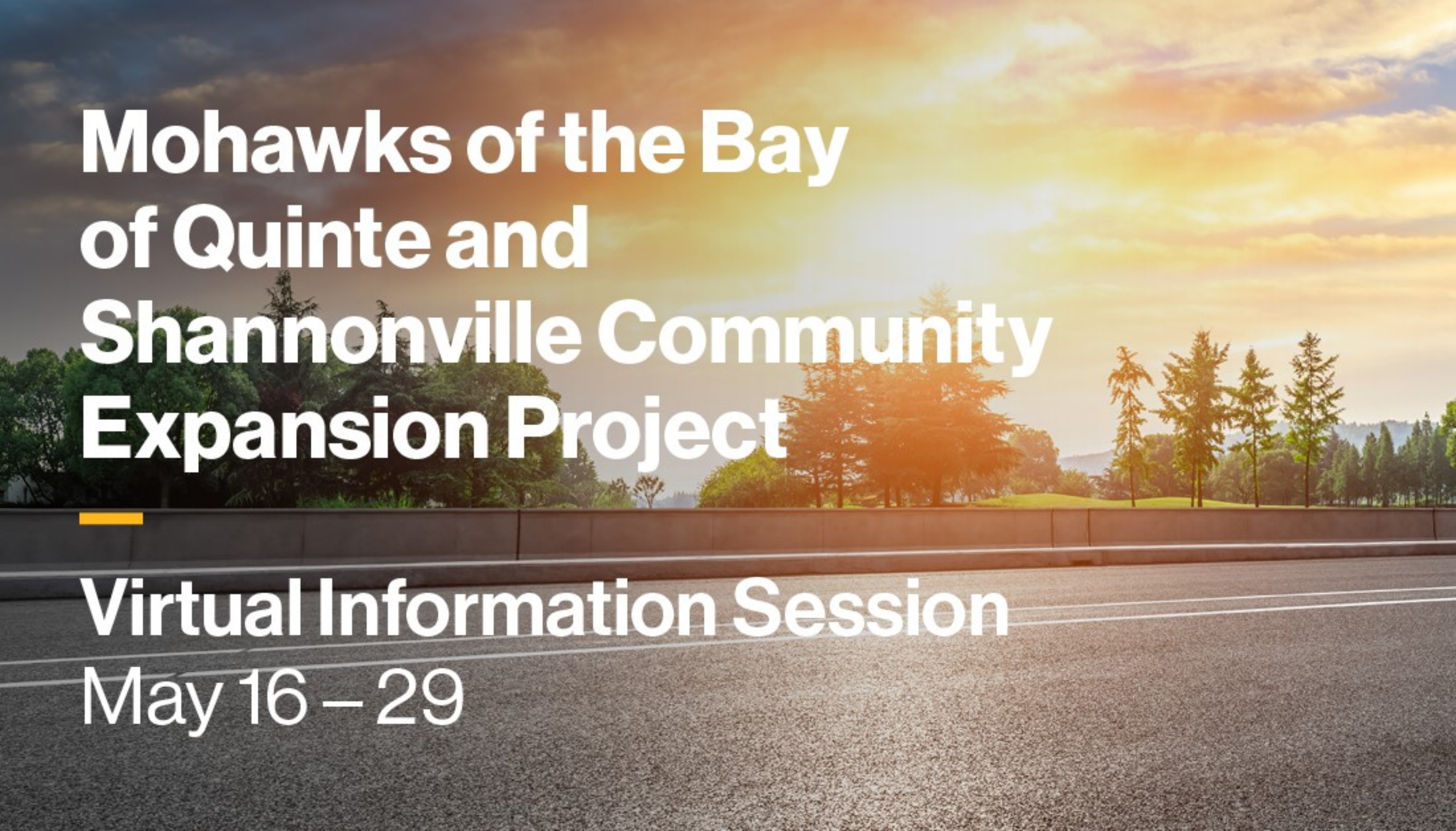
Connect with us at: [**ceapplications@enbridge.com**](mailto:ceapplications@enbridge.com)



Mohawks of the Bay of Quinte and Shannonville Community Expansion Project

Virtual Information Session

May 16 – 29



Mohawks of the Bay of Quinte and Shannonville Community Expansion Project

Virtual Information Session

May 16 – 29

Mohawks of the Bay of Quinte and Shannonville Community Expansion Project

Open House

Location

Mohawks Bay of Quinte
Community Centre (upstairs)
1807 York Road, Deseronto

Date and time

May 30, 4 – 7 p.m.



Marketing Creative Approval Sign Off Document



Project name:	
Date:	
Client:	
Marketing Lead:	

Approvals	Date	Name
Attachment Lead:		

Prints	
Print quantity:	

Shipping information	
Ship to (name):	
Ship to (address):	
Phone (for courier):	
Date (to arrive):	

How to start saving with natural gas

Safe. Reliable. Affordable. Abundant.

1

Inquire with us

Visit enbridgegas.com/savewithgas to review project details, calculate your estimated savings and engage with our project team to answer any of your questions.

2

Get an estimate from your local heating contractor

Once you have made your decision to convert, your contractor will submit the natural gas service application on your behalf.

You will receive an email summary of the gas application as submitted by your contractor.

A member of our team will contact you to coordinate locating and marking all existing underground utilities.

3

Acknowledge your account details

You will receive a confirmation email with a verification link prompting you to validate the following: your service address, homeowner and billing information.

You will be provided details on the expansion surcharge, which will fluctuate monthly based on your natural gas use. Even with this surcharge, you can still save significantly every year by switching to natural gas.

4

After we install the natural gas service

Contact your contractor to arrange for the gas meter installation and conversion of your natural gas equipment.

5

The final step

Your new natural gas equipment will be turned on and inspected as required by the Technical Standards and Safety Act.

If you have any questions, please reach out to one of our Community Expansion advisors.

Enbridge Gas Community Expansion Advisors

Email: ceapplications@enbridge.com

Phone: 1-833-356-2689



For more information visit
enbridgegas.com/savewithgas
to learn about the benefits of
natural gas and the many ways
it can help fuel your lifestyle.



IMPORTANT

Do not disconnect your existing fuel source or remove any equipment until your new natural gas service and gas meter have been installed.

Choose to pay less for energy

Save up to 63% each year
by switching to natural gas

What's inside:



See how
much you
can save



5-step
guide to get
connected



Ready to cut energy bills in half?

Good news— natural gas is a convenient solution to help you save. This package will guide you through everything you need to know about connecting your home or business and all the benefits of affordable, reliable natural gas.

Save up to 63 percent* each year

Compared to electricity, propane or oil, switching to natural gas could save you on home and water heating costs year round. It's more convenient: you'll never run out of fuel or wait for trucks to arrive.

Lower carbon emissions

Natural gas is cleaner than other fuels and can help reduce your home's carbon footprint.

It's easy to get started

Follow our simple five-step guide on page six to see how the connection process works.

See how much you can save

Use our online calculator to see how much you can save by switching to natural gas. Enter your home's size, age and a few more details to get a personalized estimate of annual savings.

Calculate your savings by visiting enbridgegas.com/savewithgas and finding your community page to use the calculator.

Ahmed Al-Amry

Ahmed Al-Amry
Supervisor, Community Expansion
Enbridge Gas



Get in touch any time

For construction updates or questions about the steps to connect to natural gas, personalized cost savings and more, contact one of our Community Expansion Advisors.

Community Expansion Contacts:

Phone: 1-833-356-2689

Email: ceapplications@enbridge.com

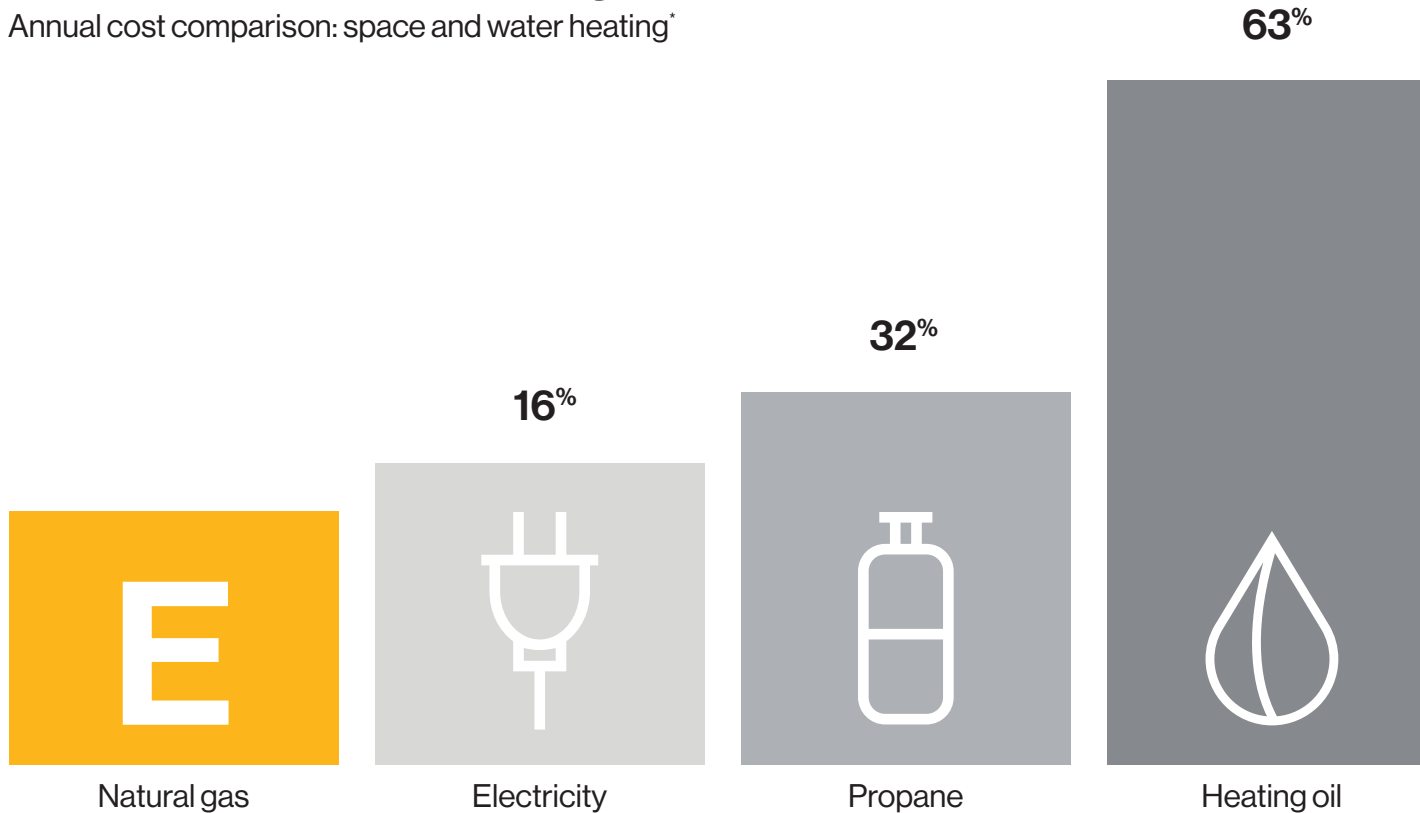
* Natural gas prices are based on Rate M1 rates in effect as of Jan. 1, 2023 and include the \$0.23 per m³ expansion surcharge. Oil price is based on the latest available retail price. Electricity rates based on Hydro One Distribution rates (Mid-density R1) as of Jan. 1, 2023 and Regulated Price Plan (RPP) customers that are on Time-Of-Use (TOU) pricing. They include the new Ontario Electricity Rebate (OER). The propane price comparison is based on the lowest price obtained in an area survey conducted quarterly. Since individual fuel prices vary, savings assumptions may or may not be as accurate in your situation. Please use the savings calculator found on this page for a more accurate savings estimate. Costs have been calculated for the equivalent energy consumed and include all service, delivery and energy charges. Carbon price is included for all energy types as reported. HST is not included.

How much can you save each year?

Lower costs, lower emissions, more convenience and peace of mind.

Residential annual heating bills

Annual cost comparison: space and water heating*



* Natural gas prices are based on Rate M1 rates in effect as of Jan. 1, 2023 and include the \$0.23 per m³ expansion surcharge. Oil price is based on the latest available retail price. Electricity rates based on Hydro One Distribution rates (Mid-density R1) as of Jan. 1, 2023 and Regulated Price Plan (RPP) customers that are on Time-Of-Use (TOU) pricing. They include the new Ontario Electricity Rebate (OER). The propane price comparison is based on the lowest price obtained in an area survey conducted quarterly. Since individual fuel prices vary, savings assumptions may or may not be as accurate in your situation. Please use the savings calculator found on this page for a more accurate savings estimate. Costs have been calculated for the equivalent energy consumed and include all service, delivery and energy charges. Carbon price is included for all energy types as reported. HST is not included.

Bring home all the benefits



More affordable

Compared to other fuels and electricity, natural gas is the most cost-effective way to heat your home and water.



Comfort and convenience

Never worry about running out of fuel or waiting for deliveries again.



Versatile and efficient

From fireplaces to clothes dryers, natural gas can make your home more comfortable and enjoyable.



Lower carbon emissions

Natural gas can help reduce your home's carbon footprint.

Where does your money go?

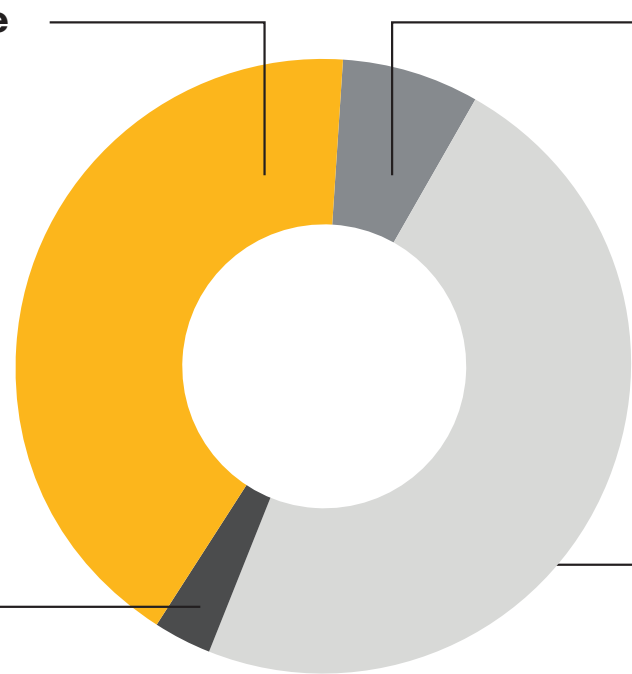
Here's a helpful explanation of a few key items on your natural gas bill

Expansion Surcharge

The fairest way to cover the infrastructure costs of expanding natural gas service.

Cost Adjustment

Natural gas rates vary by season—you pay what we pay.



Customer Charge

This is a fixed \$23.98* amount that pays for 24/7 emergency response and other services.

* Subject to change. Please note that all charges, except the fixed customer charge, vary based on how much natural gas you use.

Supply, Delivery and Transportation Charges

These cover the costs to buy and deliver natural gas to your home.

Frequently asked questions

Q: Why do I have to pay an additional charge towards the construction costs of the project?

A: For us to extend natural gas to rural areas where the cost of building the infrastructure is more than the revenue it generates, the Ontario Energy Board approved an additional expansion surcharge. This is a variable rate charge, based on your usage, of \$0.23/cubic metre of natural gas used. Since homes use more natural gas in colder months, the surcharge will be higher in winter. It will appear as a separate line item on your monthly bill for up to 40 years.

Go to enbridgegas.com/savewithgas to get an estimate of your potential fuel savings.

Q: Why is the surcharge in effect for different lengths of time by community?

A: The length of time the surcharge remains in effect varies by community because the overall cost to serve each community is different, based on factors such as the distance of the community from an existing natural gas pipeline and more.


“We’ve saved all kinds of money by converting to natural gas, especially over the cost of hydro these days. It just made sense.”

**– Phil Dewsnap,
Homeowner,
Fenelon Falls**



“I live in a rural region. That means I have my own septic, my own water, and if things don’t work, I’m in real trouble. Natural gas has helped me be more independent and I saved a really good buck.”

– John Powell, Homeowner, Scugog Island



“The advice I would give others is to convert to natural gas. We’ve seen a lot of energy savings, the conversion was simple and you get some extra money in your pocket, so it’s worth doing.”

– Phil Dewsnap, Homeowner, Fenelon Falls

5 simple steps to switch

It's always best to complete your application for natural gas service as early as possible. This helps us to ensure you are included in our planning process.



1. Inquire with us

Visit enbridgegas.com/savewithgas to review project details, calculate your estimated savings and engage with our project team to answer any of your questions.



2. Get an estimate from your local heating contractor

Once you have made your decision to convert, your contractor will submit the natural gas service application on your behalf. You will receive an email summary of the gas application as submitted by your contractor.

A member of our team will contact you to coordinate locating and marking all existing underground utilities.



3. Acknowledge your account details

You will receive a confirmation email with a verification link prompting you to validate the following: your service address, homeowner and billing information.

You will be provided details on the expansion surcharge, which will fluctuate monthly based on your natural gas use. Even with this surcharge, you can still save significantly every year by switching to natural gas.



4. After we install the natural gas service

Contact your contractor to arrange for the gas meter installation and conversion of your natural gas equipment.



5. The final step

Your new natural gas equipment will be turned on and inspected as required by the Technical Standards and Safety Act.

Natural gas service installation policy

Enbridge Gas will provide and install at no cost, one service line per civic address to new customers which will include up to 30 metres of laid pipe and anything beyond that would be \$45 per metre (plus applicable taxes). Call your local heating, ventilation and air conditioning (HVAC) provider for an assessment and to submit an application for gas service.

IMPORTANT!

Do not disconnect your existing fuel source or remove any equipment until your new natural gas service and gas meter have been installed.

Take the first step to savings

Let us know you're interested in connecting to natural gas



Please send the following information to ceapplications@enbridge.com and a Community Expansion Advisor will contact you soon.

Name (please print)

Address

Phone number

Email address

Existing Primary Heat Source

Existing Secondary Heat Source

Signature

Date

Get in touch any time



Prefer postal mail?

Mail your completed expression of interest to us at:

Enbridge Gas
Community Expansion
PO Box 618
Bobcaygeon, ON K0M 1A0



Questions?

We're here for you.

Contact a Community Expansion Advisor:

1-833-356-2689
ceapplications@enbridge.com

Completing this Expression of Interest Card is not an application for natural gas, or a binding contract by either you or Enbridge Gas for natural gas service.



Are you paying too much for home heating?

Come visit us to see how much you can save!

Wednesday, Feb. 1
2 p.m. – 7 p.m.

Thursday, Feb. 2
10 a.m. – 3 p.m.

Learn about the benefits of switching to natural gas and how to get connected.

Stop by our Information Session at:

Mohawk Community Centre — Upper floor
1807 York Rd. Deseronto

Drop by to have all **your questions answered** and let us know if you're interested in connecting to natural gas.

Talk about potential savings on your home energy bills.

Connect with us at: ceapplications@enbridge.com



Choose to pay less for energy

Save up to 65% each year
by switching to natural gas

What's inside:



See how
much you
can save



5-step
guide to get
connected



Ready to cut energy bills in half?

Good news— natural gas is a convenient solution to help you save. This package will guide you through everything you need to know about connecting your home or business and all the benefits of affordable, reliable natural gas.

Save up to 65 percent* each year

Compared to electricity, propane or oil, switching to natural gas could save you on home and water heating costs year round. It's more convenient: you'll never run out of fuel or wait for trucks to arrive.

Lower carbon emissions

Natural gas is cleaner than other fuels and can help reduce your home's carbon footprint.

It's easy to get started

Follow our simple five-step guide on page six to see how the connection process works.

See how much you can save

Use our online calculator to see how much you can save by switching to natural gas. Enter your home's size, age and a few more details to get a personalized estimate of annual savings.

Calculate your savings by visiting enbridgegas.com/savewithgas and finding your community page to use the calculator.

Ahmed Al-Amry

Ahmed Al-Amry
Supervisor, Community Expansion
Enbridge Gas



Get in touch any time

For construction updates or questions about the steps to connect to natural gas, personalized cost savings and more, contact one of our Community Expansion Advisors.

Community Expansion Contacts:

Phone: 1-833-356-2689

Email: ceapplications@enbridge.com

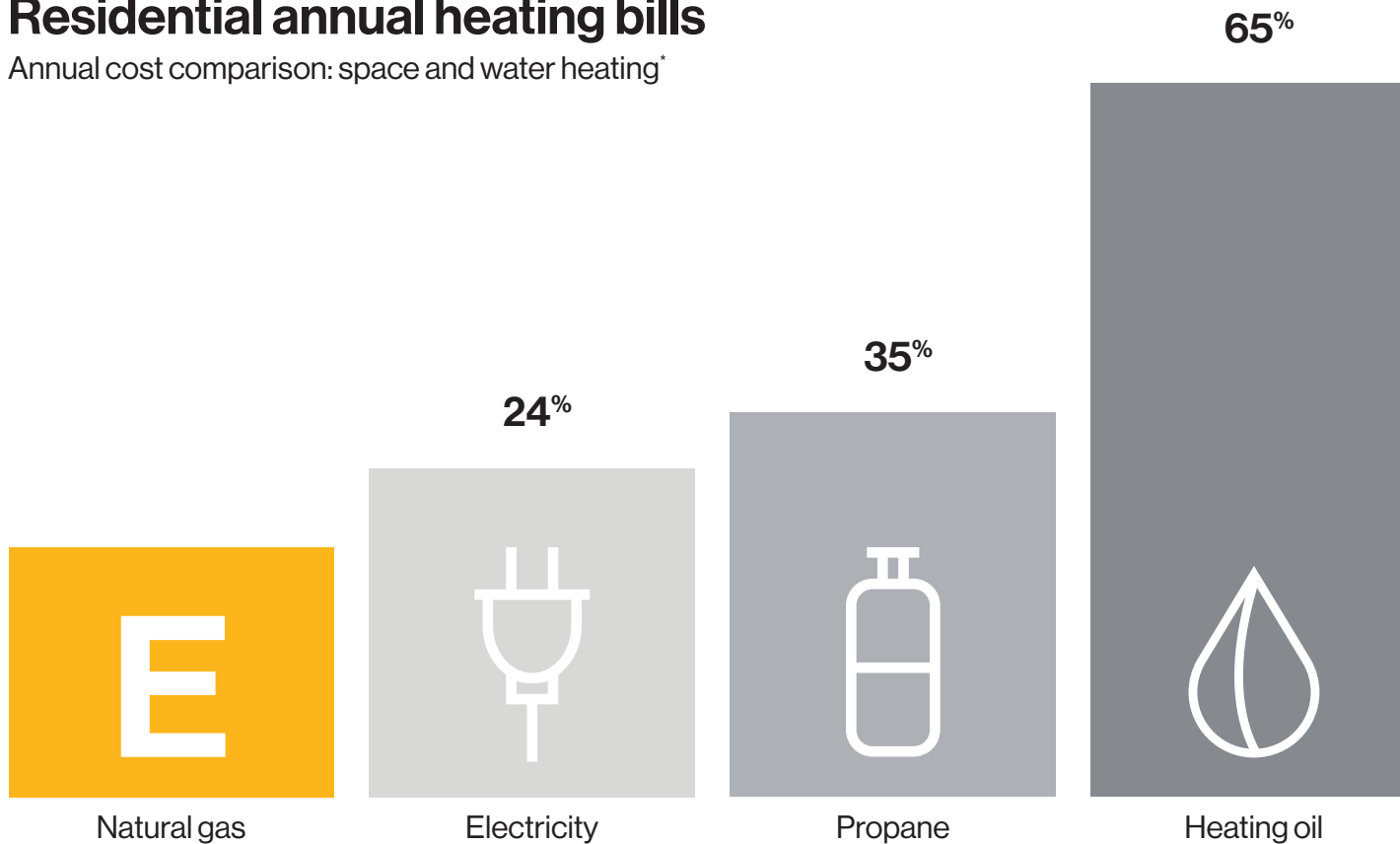
* Natural gas prices are based on Rate 1 rates in effect as of **April 1, 2023** and include the \$0.23 per m³ expansion surcharge. Oil price is based on the latest available retail price. Electricity rates based on Hydro One Distribution rates (Mid-density R1) as of **Jan. 1, 2023** and Regulated Price Plan (RPP) customers that are on Time-Of-Use (TOU) pricing. They include the new Ontario Electricity Rebate (OER). The propane price comparison is based on the lowest price obtained in an area survey conducted quarterly. Since individual fuel prices vary, savings assumptions may or may not be as accurate in your situation. Please use the savings calculator found on this page for a more accurate savings estimate. Costs have been calculated for the equivalent energy consumed and include all service, delivery and energy charges. Carbon price is included for all energy types as reported. HST is not included.

How much can you save each year?

Lower costs, lower emissions, more convenience and peace of mind.

Residential annual heating bills

Annual cost comparison: space and water heating*



* Natural gas prices are based on Rate 1 rates in effect as of **April 1, 2023** and include the \$0.23 per m³ expansion surcharge. Oil price is based on the latest available retail price. Electricity rates based on Hydro One Distribution rates (Mid-density R1) as of **Jan. 1, 2023** and Regulated Price Plan (RPP) customers that are on Time-Of-Use (TOU) pricing. They include the new Ontario Electricity Rebate (OER). The propane price comparison is based on the lowest price obtained in an area survey conducted quarterly. Since individual fuel prices vary, savings assumptions may or may not be as accurate in your situation. Please use the savings calculator found on this page for a more accurate savings estimate. Costs have been calculated for the equivalent energy consumed and include all service, delivery and energy charges. Carbon price is included for all energy types as reported. HST is not included.

Bring home all the benefits



More affordable

Compared to other fuels and electricity, natural gas is the most cost-effective way to heat your home and water.



Comfort and convenience

Never worry about running out of fuel or waiting for deliveries again.



Versatile and efficient

From fireplaces to clothes dryers, natural gas can make your home more comfortable and enjoyable.



Lower carbon emissions

Natural gas can help reduce your home's carbon footprint.

Where does your money go?



Here's a helpful explanation of a few key items on your natural gas bill

Expansion Surcharge

The fairest way to cover the infrastructure costs of expanding natural gas service.

Cost Adjustment

Natural gas rates vary by season—you pay what we pay.



Customer Charge

This is a fixed \$22.88* amount that pays for 24/7 emergency response and other services.

* Subject to change. Please note that all charges, except the fixed customer charge, vary based on how much natural gas you use.

Supply, Delivery and Transportation Charges

These cover the costs to buy and deliver natural gas to your home.

Frequently asked questions



Q: Why do I have to pay an additional charge towards the construction costs of the project?

A: For us to extend natural gas to rural areas where the cost of building the infrastructure is more than the revenue it generates, the Ontario Energy Board approved an additional expansion surcharge. This is a variable rate charge, based on your usage, of \$0.23/cubic metre of natural gas used. Since homes use more natural gas in colder months, the surcharge will be higher in winter. It will appear as a separate line item on your monthly bill for up to 40 years.

Go to enbridgegas.com/savewithgas to get an estimate of your potential fuel savings.

Q: Why is the surcharge in effect for different lengths of time by community?

A: The length of time the surcharge remains in effect varies by community because the overall cost to serve each community is different, based on factors such as the distance of the community from an existing natural gas pipeline and more.


“We’ve saved all kinds of money by converting to natural gas, especially over the cost of hydro these days. It just made sense.”

**– Phil Dewsnap,
Homeowner,
Fenelon Falls**



“I live in a rural region. That means I have my own septic, my own water, and if things don’t work, I’m in real trouble. Natural gas has helped me be more independent and I saved a really good buck.”

– John Powell, Homeowner, Scugog Island



“The advice I would give others is to convert to natural gas. We’ve seen a lot of energy savings, the conversion was simple and you get some extra money in your pocket, so it’s worth doing.”

– Phil Dewsnap, Homeowner, Fenelon Falls

5 simple steps to switch

It's always best to complete your application for natural gas service as early as possible. This helps us to ensure you are included in our planning process.



1. Inquire with us

Visit enbridgegas.com/savewithgas to review project details, calculate your estimated savings and engage our project team to answer any of your questions.



2. Get an estimate from your local heating contractor

Once you have made your decision to convert, your contractor will submit the natural gas service application on your behalf. You will receive an email summary of the gas application as submitted by your contractor.

A member of our team will contact you to coordinate locating and marking all existing underground utilities.



3. Acknowledge your account details

You will receive a confirmation email with a verification link prompting you to validate the following: your service address, homeowner and billing information.

You will also be provided details on the expansion surcharge, which will fluctuate monthly based on your natural gas use. Even with this surcharge, you can still save significantly every year by switching to natural gas.



4. After we install the natural gas service

Contact your contractor to arrange for the installation and conversion of your natural gas equipment.



5. The final step

Contact 1-877-362-7434 at least 48 hours in advance to arrange your meter activation and final inspection of the natural gas equipment.

Natural gas service installation policy

Enbridge Gas will provide and install at no cost, one service line per civic address to new customers provided that the distance between the Owner's property line and the front wall of house/building is 20 metres or less. Services in excess of this distance will result in additional charges of \$32 per metre (plus applicable taxes). Call your local heating, ventilation and air conditioning (HVAC) provider for an assessment and to submit an application for gas service.

IMPORTANT!

Do not disconnect your existing fuel source or remove any equipment until your new natural gas service and gas meter have been installed.

Take the first step to savings

Let us know you're interested in connecting to natural gas



Please send the following information to ceapplications@enbridge.com and a Community Expansion Advisor will contact you soon.

Name (please print)

Address

Phone number

Email address

Existing primary heat source

Existing secondary heat source

Signature

Date

Get in touch any time



Prefer postal mail?

Mail your completed expression of interest to us at:

Enbridge Gas
Community Expansion
PO Box 618
Bobcaygeon, ON K0M 1A0



Questions?

We're here for you.

Contact a Community Expansion Advisor:

1-833-356-2689
ceapplications@enbridge.com

Completing this Expression of Interest Card is not an application for natural gas, or a binding contract by either you or Enbridge Gas for natural gas service.

Choose to pay less for energy

Save up to 65% each year
by switching to natural gas

What's inside:



See how
much you
can save



5-step
guide to get
connected

 **ENBRIDGE**[®]
Life Takes Energy[®]

Ready to cut energy bills in half?

Good news— natural gas is a convenient solution to help you save. This package will guide you through everything you need to know about connecting your home or business and all the benefits of affordable, reliable natural gas.

Save up to 65 percent* each year

Compared to electricity, propane or oil, switching to natural gas could save you on home and water heating costs year round. It's more convenient: you'll never run out of fuel or wait for trucks to arrive.

Lower carbon emissions

Natural gas is cleaner than other fuels and can help reduce your home's carbon footprint.

It's easy to get started

Follow our simple five-step guide on page six to see how the connection process works.

See how much you can save

Use our online calculator to see how much you can save by switching to natural gas. Enter your home's size, age and a few more details to get a personalized estimate of annual savings.

Calculate your savings by visiting enbridgegas.com/savewithgas and finding your community page to use the calculator.

Ahmed Al-Amry

Ahmed Al-Amry
Supervisor, Community Expansion
Enbridge Gas



Get in touch any time

For construction updates or questions about the steps to connect to natural gas, personalized cost savings and more, contact one of our Community Expansion Advisors.

Community Expansion Contacts:

Phone: 1-833-356-2689

Email: ceapplications@enbridge.com

* Natural gas prices are based on Rate M1 rates in effect as of **April 1, 2023** and include the \$0.23 per m³ expansion surcharge. Oil price is based on the latest available retail price. Electricity rates based on Hydro One Distribution rates (Mid-density R1) as of **Jan. 1, 2023** and Regulated Price Plan (RPP) customers that are on Time-Of-Use (TOU) pricing. They include the new Ontario Electricity Rebate (OER). The propane price comparison is based on the lowest price obtained in an area survey conducted quarterly. Since individual fuel prices vary, savings assumptions may or may not be as accurate in your situation. Please use the savings calculator found on this page for a more accurate savings estimate. Costs have been calculated for the equivalent energy consumed and include all service, delivery and energy charges. Carbon price is included for all energy types as reported. HST is not included.

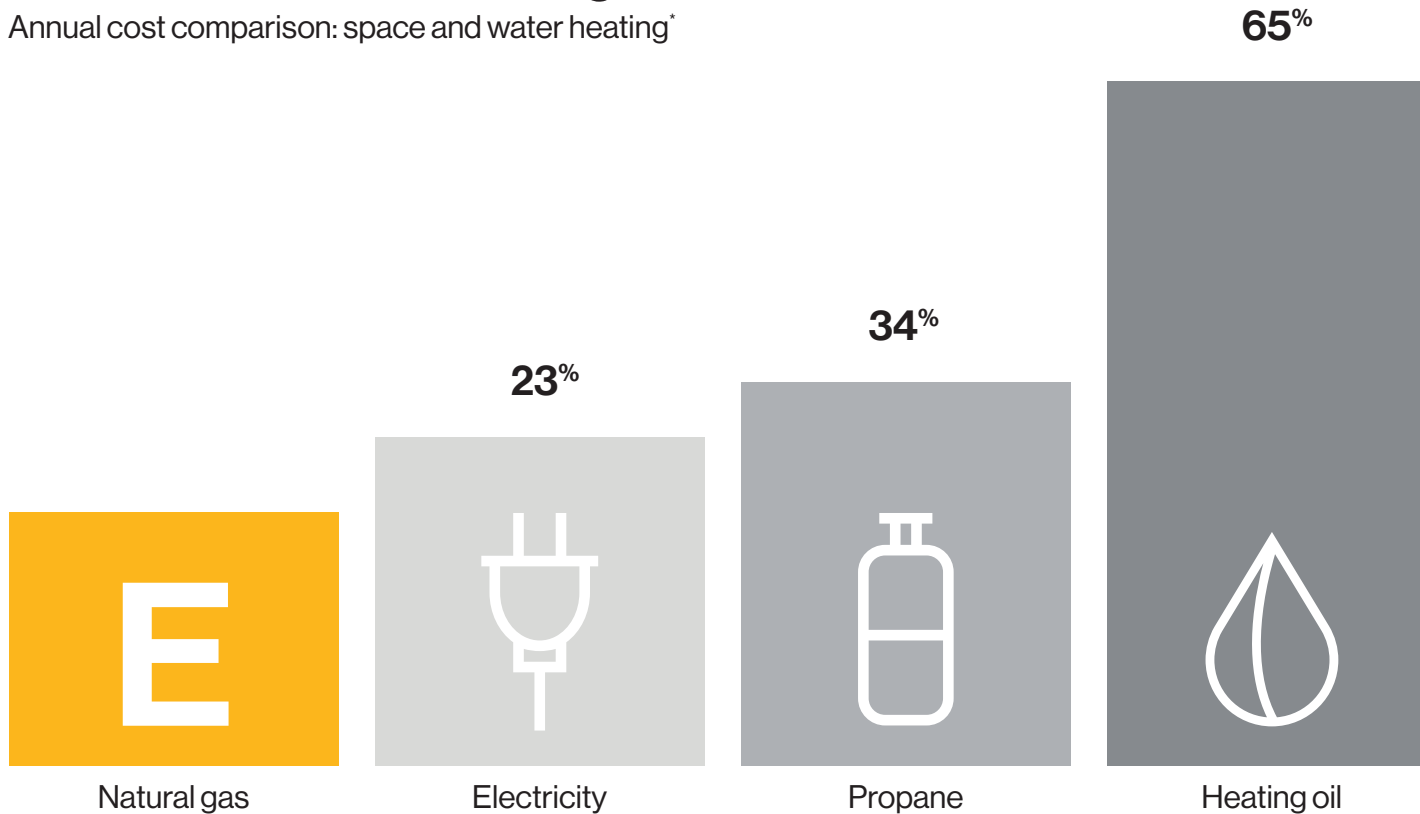
Cost and benefits

How much can you save each year?

Lower costs, lower emissions, more convenience and peace of mind.

Residential annual heating bills

Annual cost comparison: space and water heating*



* Natural gas prices are based on Rate M1 rates in effect as of **April 1, 2023** and include the \$0.23 per m³ expansion surcharge. Oil price is based on the latest available retail price. Electricity rates based on Hydro One Distribution rates (Mid-density R1) as of **Jan. 1, 2023** and Regulated Price Plan (RPP) customers that are on Time-Of-Use (TOU) pricing. They include the new Ontario Electricity Rebate (OER). The propane price comparison is based on the lowest price obtained in an area survey conducted quarterly. Since individual fuel prices vary, savings assumptions may or may not be as accurate in your situation. Please use the savings calculator found on this page for a more accurate savings estimate. Costs have been calculated for the equivalent energy consumed and include all service, delivery and energy charges. Carbon price is included for all energy types as reported. HST is not included.

Bring home all the benefits



More affordable

Compared to other fuels and electricity, natural gas is the most cost-effective way to heat your home and water.



Comfort and convenience

Never worry about running out of fuel or waiting for deliveries again.



Versatile and efficient

From fireplaces to clothes dryers, natural gas can make your home more comfortable and enjoyable.



Lower carbon emissions

Natural gas can help reduce your home's carbon footprint.

Where does your money go?

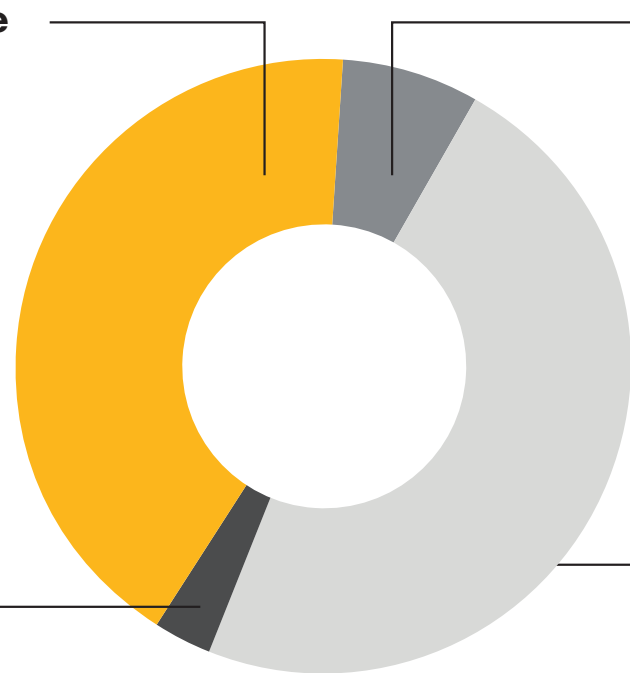
Here's a helpful explanation of a few key items on your natural gas bill

Expansion Surcharge

The fairest way to cover the infrastructure costs of expanding natural gas service.

Cost Adjustment

Natural gas rates vary by season—you pay what we pay.



Customer Charge

This is a fixed \$23.98* amount that pays for 24/7 emergency response and other services.

* Subject to change. Please note that all charges, except the fixed customer charge, vary based on how much natural gas you use.

Supply, Delivery and Transportation Charges

These cover the costs to buy and deliver natural gas to your home.

Frequently asked questions

Q: Why do I have to pay an additional charge towards the construction costs of the project?

A: For us to extend natural gas to rural areas where the cost of building the infrastructure is more than the revenue it generates, the Ontario Energy Board approved an additional expansion surcharge. This is a variable rate charge, based on your usage, of \$0.23/cubic metre of natural gas used. Since homes use more natural gas in colder months, the surcharge will be higher in winter. It will appear as a separate line item on your monthly bill for up to 40 years.

Go to enbridgegas.com/savewithgas to get an estimate of your potential fuel savings.

Q: Why is the surcharge in effect for different lengths of time by community?

A: The length of time the surcharge remains in effect varies by community because the overall cost to serve each community is different, based on factors such as the distance of the community from an existing natural gas pipeline and more.


“We’ve saved all kinds of money by converting to natural gas, especially over the cost of hydro these days. It just made sense.”

**– Phil Dewsnap,
Homeowner,
Fenelon Falls**



“I live in a rural region. That means I have my own septic, my own water, and if things don’t work, I’m in real trouble. Natural gas has helped me be more independent and I saved a really good buck.”

– John Powell, Homeowner, Scugog Island



“The advice I would give others is to convert to natural gas. We’ve seen a lot of energy savings, the conversion was simple and you get some extra money in your pocket, so it’s worth doing.”

– Phil Dewsnap, Homeowner, Fenelon Falls

5 simple steps to switch

It's always best to complete your application for natural gas service as early as possible. This helps us to ensure you are included in our planning process.



1. Inquire with us

Visit enbridgegas.com/savewithgas to review project details, calculate your estimated savings and engage with our project team to answer any of your questions.



2. Get an estimate from your local heating contractor

Once you have made your decision to convert, your contractor will submit the natural gas service application on your behalf. You will receive an email summary of the gas application as submitted by your contractor.

A member of our team will contact you to coordinate locating and marking all existing underground utilities.



3. Acknowledge your account details

You will receive a confirmation email with a verification link prompting you to validate the following: your service address, homeowner and billing information.

You will be provided details on the expansion surcharge, which will fluctuate monthly based on your natural gas use. Even with this surcharge, you can still save significantly every year by switching to natural gas.



4. After we install the natural gas service

Contact your contractor to arrange for the gas meter installation and conversion of your natural gas equipment.



5. The final step

Your new natural gas equipment will be turned on and inspected as required by the Technical Standards and Safety Act.

Natural gas service installation policy

Enbridge Gas will provide and install at no cost, one service line per civic address to new customers which will include up to 30 metres of laid pipe and anything beyond that would be \$45 per metre (plus applicable taxes). Call your local heating, ventilation and air conditioning (HVAC) provider for an assessment and to submit an application for gas service.

IMPORTANT!

Do not disconnect your existing fuel source or remove any equipment until your new natural gas service and gas meter have been installed.

Take the first step to savings

Let us know you're interested in connecting to natural gas



Please send the following information to ceapplications@enbridge.com and a Community Expansion Advisor will contact you soon.

Name (please print)

Address

Phone number

Email address

Existing Primary Heat Source

Existing Secondary Heat Source

Signature

Date

Get in touch any time



Prefer postal mail?

Mail your completed expression of interest to us at:

Enbridge Gas
Community Expansion
PO Box 618
Bobcaygeon, ON K0M 1A0



Questions?

We're here for you.

Contact a Community Expansion Advisor:

1-833-356-2689
ceapplications@enbridge.com

Completing this Expression of Interest Card is not an application for natural gas, or a binding contract by either you or Enbridge Gas for natural gas service.

Are you paying too much for home heating?

Dinner and prizes available!*

Come visit us to see how much you can save!

Wednesday, April 19
11 a.m. – 8 p.m.

Learn about the benefits of switching to natural gas and how to get connected.

Stop by our Information Session at:

Mohawk Community Centre—First floor
1807 York Rd. Deseronto

Guest dinner: 5:30 p.m. – 7:30 p.m.

Prize draw at 7 p.m.

*Must speak with a rep to be entered into the draw.

Drop by to have all **your questions answered** and let us know if you're interested in connecting to natural gas.

Talk about potential savings on your home energy bills.

Connect with us at: ceapplications@enbridge.com

Marketing Creative Approval Sign Off Document



Project name:	
Date:	
Client:	
Marketing Lead:	

Approvals	Date	Name
Attachment Lead:		

Prints	
Print quantity:	

Shipping information	
Ship to (name):	
Ship to (address):	
Phone (for courier):	
Date (to arrive):	

How to start saving with natural gas

Safe. Reliable. Affordable. Abundant.

1

Inquire with us

Visit enbridgegas.com/savewithgas to review project details, calculate your estimated savings and engage with our project team to answer any of your questions.

2

Get an estimate from your local heating contractor

Once you have made your decision to convert, your contractor will submit the natural gas service application on your behalf.

You will receive an email summary of the gas application as submitted by your contractor.

A member of our team will contact you to coordinate locating and marking all existing underground utilities.

3

Acknowledge your account details

You will receive a confirmation email with a verification link prompting you to validate the following: your service address, homeowner and billing information.

You will be provided details on the expansion surcharge, which will fluctuate monthly based on your natural gas use. Even with this surcharge, you can still save significantly every year by switching to natural gas.

4

After we install the natural gas service

Contact your contractor to arrange for the gas meter installation and conversion of your natural gas equipment.

5

The final step

Your new natural gas equipment will be turned on and inspected as required by the Technical Standards and Safety Act.

If you have any questions, please reach out to one of our Community Expansion advisors.

Enbridge Gas Community Expansion Advisors

Email: ceapplications@enbridge.com

Phone: 1-833-356-2689



For more information visit enbridgegas.com/savewithgas to learn about the benefits of natural gas and the many ways it can help fuel your lifestyle.



IMPORTANT

Do not disconnect your existing fuel source or remove any equipment until your new natural gas service and gas meter have been installed.

Hidden Valley

Community Expansion
Project



**Virtual
Open House**

Join us June 20 – July 4



Choose to pay less for energy

Save up to 65% each year
by switching to natural gas

What's inside:



See how
much you
can save



5-step
guide to get
connected



Ready to cut energy bills in half?

Good news— natural gas is a convenient solution to help you save. This package will guide you through everything you need to know about connecting your home or business and all the benefits of affordable, reliable natural gas.

Save up to 65 percent* each year

Compared to electricity, propane or oil, switching to natural gas could save you on home and water heating costs year round. It's more convenient: you'll never run out of fuel or wait for trucks to arrive.

Lower carbon emissions

Natural gas is cleaner than other fuels and can help reduce your home's carbon footprint.

It's easy to get started

Follow our simple five-step guide on page six to see how the connection process works.

See how much you can save

Use our online calculator to see how much you can save by switching to natural gas. Enter your home's size, age and a few more details to get a personalized estimate of annual savings.

Calculate your savings by visiting enbridgegas.com/savewithgas and finding your community page to use the calculator.

Ahmed Al-Amry

Ahmed Al-Amry
Supervisor, Community Expansion
Enbridge Gas



Get in touch any time

For construction updates or questions about the steps to connect to natural gas, personalized cost savings and more, contact one of our Community Expansion Advisors.

Community Expansion Contacts:

Phone: 1-833-356-2689

Email: ceapplications@enbridge.com

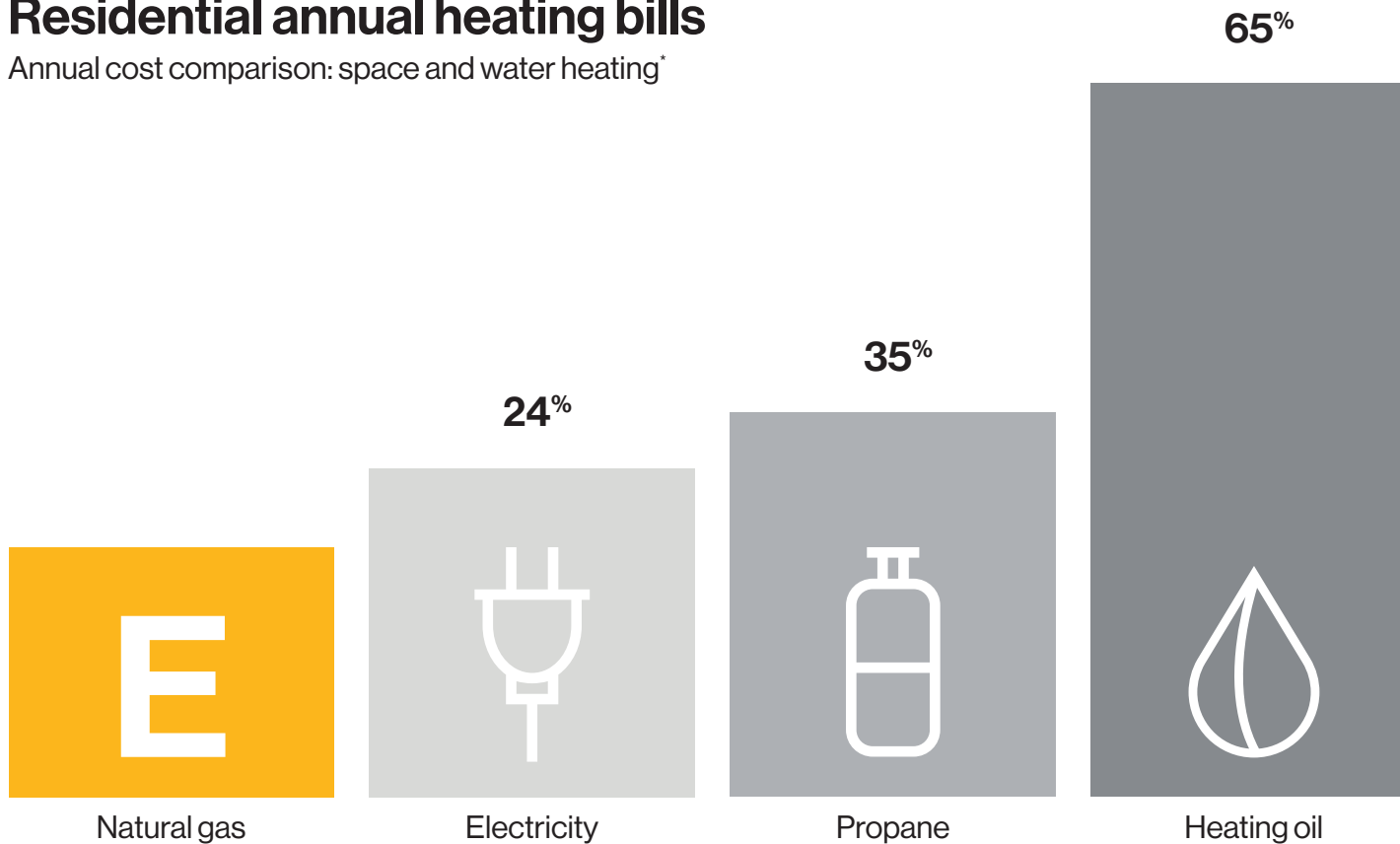
* Natural gas prices are based on Rate 1 rates in effect as of **April 1, 2023** and include the \$0.23 per m³ expansion surcharge. Oil price is based on the latest available retail price. Electricity rates based on Hydro One Distribution rates (Mid-density R1) as of **Jan. 1, 2023** and Regulated Price Plan (RPP) customers that are on Time-Of-Use (TOU) pricing. They include the new Ontario Electricity Rebate (OER). The propane price comparison is based on the lowest price obtained in an area survey conducted quarterly. Since individual fuel prices vary, savings assumptions may or may not be as accurate in your situation. Please use the savings calculator found on this page for a more accurate savings estimate. Costs have been calculated for the equivalent energy consumed and include all service, delivery and energy charges. Carbon price is included for all energy types as reported. HST is not included.

How much can you save each year?

Lower costs, lower emissions, more convenience and peace of mind.

Residential annual heating bills

Annual cost comparison: space and water heating*



* Natural gas prices are based on Rate 1 rates in effect as of **April 1, 2023** and include the \$0.23 per m³ expansion surcharge. Oil price is based on the latest available retail price. Electricity rates based on Hydro One Distribution rates (Mid-density R1) as of **Jan. 1, 2023** and Regulated Price Plan (RPP) customers that are on Time-Of-Use (TOU) pricing. They include the new Ontario Electricity Rebate (OER). The propane price comparison is based on the lowest price obtained in an area survey conducted quarterly. Since individual fuel prices vary, savings assumptions may or may not be as accurate in your situation. Please use the savings calculator found on this page for a more accurate savings estimate. Costs have been calculated for the equivalent energy consumed and include all service, delivery and energy charges. Carbon price is included for all energy types as reported. HST is not included.

Bring home all the benefits



More affordable

Compared to other fuels and electricity, natural gas is the most cost-effective way to heat your home and water.



Comfort and convenience

Never worry about running out of fuel or waiting for deliveries again.



Versatile and efficient

From fireplaces to clothes dryers, natural gas can make your home more comfortable and enjoyable.



Lower carbon emissions

Natural gas can help reduce your home's carbon footprint.

Where does your money go?

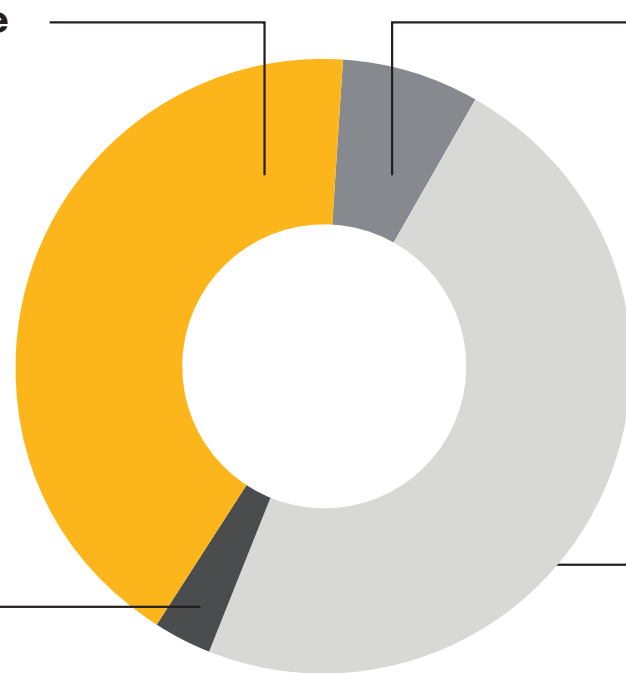
Here's a helpful explanation of a few key items on your natural gas bill

Expansion Surcharge

The fairest way to cover the infrastructure costs of expanding natural gas service.

Cost Adjustment

Natural gas rates vary by season—you pay what we pay.



Customer Charge

This is a fixed \$22.88* amount that pays for 24/7 emergency response and other services.

* Subject to change. Please note that all charges, except the fixed customer charge, vary based on how much natural gas you use.

Supply, Delivery and Transportation Charges

These cover the costs to buy and deliver natural gas to your home.

Frequently asked questions

Q: Why do I have to pay an additional charge towards the construction costs of the project?

A: For us to extend natural gas to rural areas where the cost of building the infrastructure is more than the revenue it generates, the Ontario Energy Board approved an additional expansion surcharge. This is a variable rate charge, based on your usage, of \$0.23/cubic metre of natural gas used. Since homes use more natural gas in colder months, the surcharge will be higher in winter. It will appear as a separate line item on your monthly bill for up to 40 years.

Go to enbridgegas.com/savewithgas to get an estimate of your potential fuel savings.

Q: Why is the surcharge in effect for different lengths of time by community?

A: The length of time the surcharge remains in effect varies by community because the overall cost to serve each community is different, based on factors such as the distance of the community from an existing natural gas pipeline and more.


“We’ve saved all kinds of money by converting to natural gas, especially over the cost of hydro these days. It just made sense.”

– **Phil Dewsnap,**
Homeowner,
Fenelon Falls



“I live in a rural region. That means I have my own septic, my own water, and if things don’t work, I’m in real trouble. Natural gas has helped me be more independent and I saved a really good buck.”

– **John Powell, Homeowner, Scugog Island**



“The advice I would give others is to convert to natural gas. We’ve seen a lot of energy savings, the conversion was simple and you get some extra money in your pocket, so it’s worth doing.”

– **Phil Dewsnap, Homeowner, Fenelon Falls**

5 simple steps to switch

It's always best to complete your application for natural gas service as early as possible. This helps us to ensure you are included in our planning process.



1. Inquire with us

Visit enbridgegas.com/savewithgas to review project details, calculate your estimated savings and engage our project team to answer any of your questions.



2. Get an estimate from your local heating contractor

Once you have made your decision to convert, your contractor will submit the natural gas service application on your behalf. You will receive an email summary of the gas application as submitted by your contractor.

A member of our team will contact you to coordinate locating and marking all existing underground utilities.



3. Acknowledge your account details

You will receive a confirmation email with a verification link prompting you to validate the following: your service address, homeowner and billing information.

You will also be provided details on the expansion surcharge, which will fluctuate monthly based on your natural gas use. Even with this surcharge, you can still save significantly every year by switching to natural gas.



4. After we install the natural gas service

Contact your contractor to arrange for the installation and conversion of your natural gas equipment.



5. The final step

Contact 1-877-362-7434 at least 48 hours in advance to arrange your meter activation and final inspection of the natural gas equipment.

Natural gas service installation policy

Enbridge Gas will provide and install at no cost, one service line per civic address to new customers provided that the distance between the Owner's property line and the front wall of house/building is 20 metres or less. Services in excess of this distance will result in additional charges of \$32 per metre (plus applicable taxes). Call your local heating, ventilation and air conditioning (HVAC) provider for an assessment and to submit an application for gas service.

IMPORTANT!

Do not disconnect your existing fuel source or remove any equipment until your new natural gas service and gas meter have been installed.

Take the first step to savings

Let us know you're interested in connecting to natural gas



Please send the following information to ceapplications@enbridge.com and a Community Expansion Advisor will contact you soon.

Name (please print)

Address

Phone number

Email address

Existing primary heat source

Existing secondary heat source

Signature

Date

Get in touch any time



Prefer postal mail?

Mail your completed expression of interest to us at:

Enbridge Gas
Community Expansion
PO Box 618
Bobcaygeon, ON K0M 1A0



Questions?

We're here for you.

Contact a Community Expansion Advisor:

1-833-356-2689
ceapplications@enbridge.com

Completing this Expression of Interest Card is not an application for natural gas, or a binding contract by either you or Enbridge Gas for natural gas service.

Choose to pay less for energy

Save up to 65% each year
by switching to natural gas

What's inside:



See how
much you
can save



5-step
guide to get
connected

 **ENBRIDGE**[®]
Life Takes Energy[®]

Ready to cut energy bills in half?

Good news— natural gas is a convenient solution to help you save. This package will guide you through everything you need to know about connecting your home or business and all the benefits of affordable, reliable natural gas.

Save up to 65 percent* each year

Compared to electricity, propane or oil, switching to natural gas could save you on home and water heating costs year round. It's more convenient: you'll never run out of fuel or wait for trucks to arrive.

Lower carbon emissions

Natural gas is cleaner than other fuels and can help reduce your home's carbon footprint.

It's easy to get started

Follow our simple five-step guide on page six to see how the connection process works.

See how much you can save

Use our online calculator to see how much you can save by switching to natural gas. Enter your home's size, age and a few more details to get a personalized estimate of annual savings.

Calculate your savings by visiting enbridgegas.com/savewithgas and finding your community page to use the calculator.

Ahmed Al-Amry

Ahmed Al-Amry
Supervisor, Community Expansion
Enbridge Gas



Get in touch any time

For construction updates or questions about the steps to connect to natural gas, personalized cost savings and more, contact one of our Community Expansion Advisors.

Community Expansion Contacts:

Phone: 1-833-356-2689

Email: ceapplications@enbridge.com

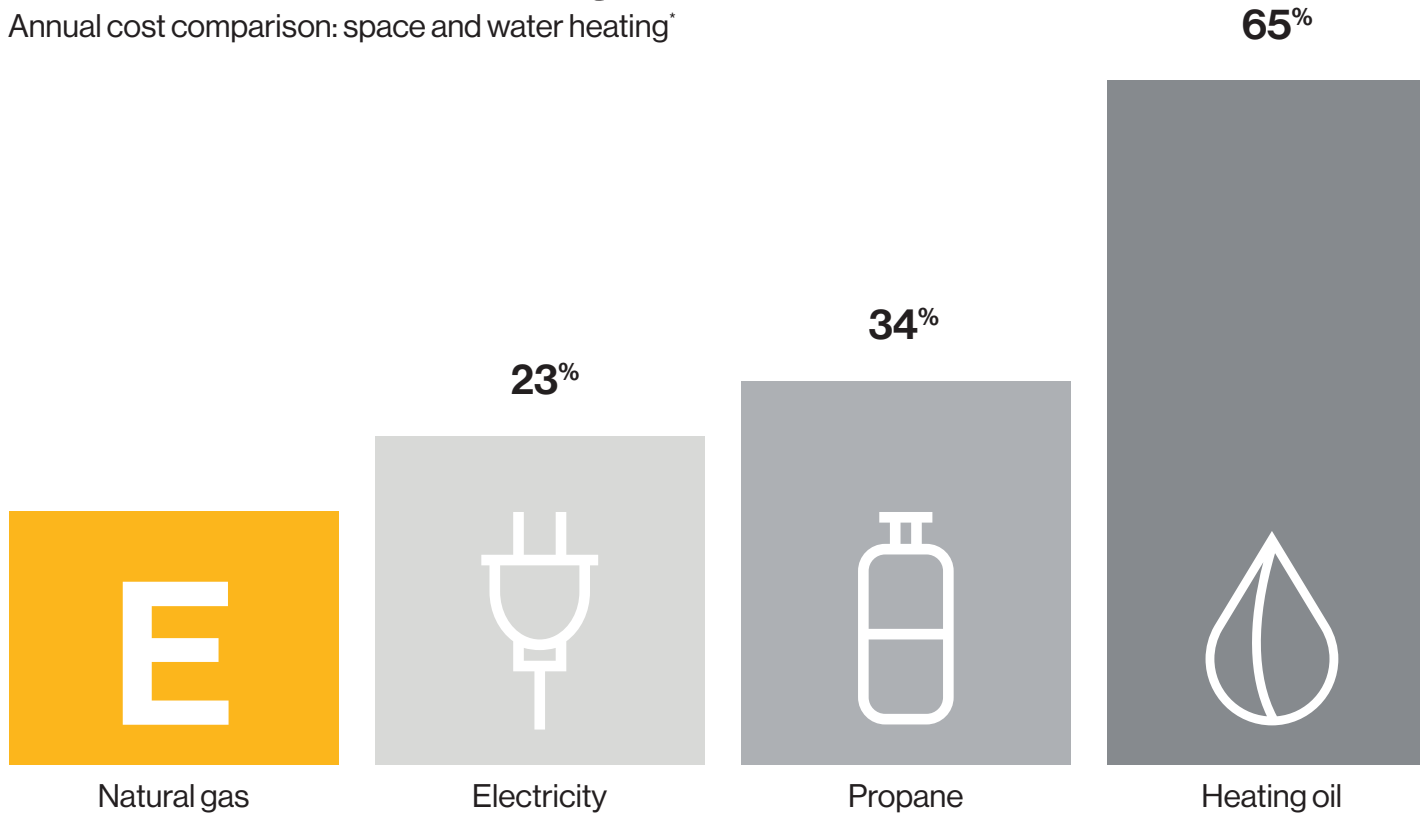
* Natural gas prices are based on Rate M1 rates in effect as of **April 1, 2023** and include the \$0.23 per m³ expansion surcharge. Oil price is based on the latest available retail price. Electricity rates based on Hydro One Distribution rates (Mid-density R1) as of **Jan. 1, 2023** and Regulated Price Plan (RPP) customers that are on Time-Of-Use (TOU) pricing. They include the new Ontario Electricity Rebate (OER). The propane price comparison is based on the lowest price obtained in an area survey conducted quarterly. Since individual fuel prices vary, savings assumptions may or may not be as accurate in your situation. Please use the savings calculator found on this page for a more accurate savings estimate. Costs have been calculated for the equivalent energy consumed and include all service, delivery and energy charges. Carbon price is included for all energy types as reported. HST is not included.

How much can you save each year?

Lower costs, lower emissions, more convenience and peace of mind.

Residential annual heating bills

Annual cost comparison: space and water heating*



* Natural gas prices are based on Rate M1 rates in effect as of **April 1, 2023** and include the \$0.23 per m³ expansion surcharge. Oil price is based on the latest available retail price. Electricity rates based on Hydro One Distribution rates (Mid-density R1) as of **Jan. 1, 2023** and Regulated Price Plan (RPP) customers that are on Time-Of-Use (TOU) pricing. They include the new Ontario Electricity Rebate (OER). The propane price comparison is based on the lowest price obtained in an area survey conducted quarterly. Since individual fuel prices vary, savings assumptions may or may not be as accurate in your situation. Please use the savings calculator found on this page for a more accurate savings estimate. Costs have been calculated for the equivalent energy consumed and include all service, delivery and energy charges. Carbon price is included for all energy types as reported. HST is not included.

Bring home all the benefits



More affordable

Compared to other fuels and electricity, natural gas is the most cost-effective way to heat your home and water.



Comfort and convenience

Never worry about running out of fuel or waiting for deliveries again.



Versatile and efficient

From fireplaces to clothes dryers, natural gas can make your home more comfortable and enjoyable.



Lower carbon emissions

Natural gas can help reduce your home's carbon footprint.

Where does your money go?

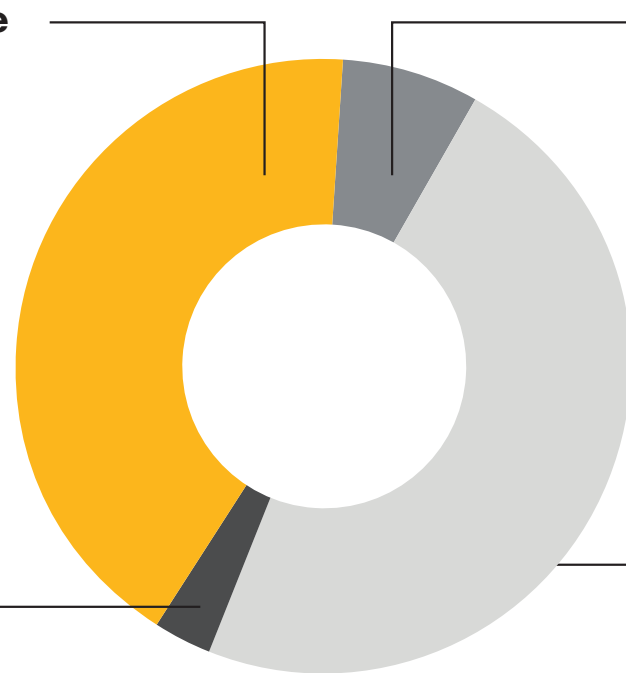
Here's a helpful explanation of a few key items on your natural gas bill

Expansion Surcharge

The fairest way to cover the infrastructure costs of expanding natural gas service.

Cost Adjustment

Natural gas rates vary by season—you pay what we pay.



Customer Charge

This is a fixed \$23.98* amount that pays for 24/7 emergency response and other services.

* Subject to change. Please note that all charges, except the fixed customer charge, vary based on how much natural gas you use.

Supply, Delivery and Transportation Charges

These cover the costs to buy and deliver natural gas to your home.

Frequently asked questions

Q: Why do I have to pay an additional charge towards the construction costs of the project?

A: For us to extend natural gas to rural areas where the cost of building the infrastructure is more than the revenue it generates, the Ontario Energy Board approved an additional expansion surcharge. This is a variable rate charge, based on your usage, of \$0.23/cubic metre of natural gas used. Since homes use more natural gas in colder months, the surcharge will be higher in winter. It will appear as a separate line item on your monthly bill for up to 40 years.

Go to enbridgegas.com/savewithgas to get an estimate of your potential fuel savings.

Q: Why is the surcharge in effect for different lengths of time by community?

A: The length of time the surcharge remains in effect varies by community because the overall cost to serve each community is different, based on factors such as the distance of the community from an existing natural gas pipeline and more.


“We’ve saved all kinds of money by converting to natural gas, especially over the cost of hydro these days. It just made sense.”

– **Phil Dewsnap,**
Homeowner,
Fenelon Falls



“I live in a rural region. That means I have my own septic, my own water, and if things don’t work, I’m in real trouble. Natural gas has helped me be more independent and I saved a really good buck.”

– **John Powell, Homeowner, Scugog Island**



“The advice I would give others is to convert to natural gas. We’ve seen a lot of energy savings, the conversion was simple and you get some extra money in your pocket, so it’s worth doing.”

– **Phil Dewsnap, Homeowner, Fenelon Falls**

5 simple steps to switch

It's always best to complete your application for natural gas service as early as possible. This helps us to ensure you are included in our planning process.



1. Inquire with us

Visit enbridgegas.com/savewithgas to review project details, calculate your estimated savings and engage with our project team to answer any of your questions.



2. Get an estimate from your local heating contractor

Once you have made your decision to convert, your contractor will submit the natural gas service application on your behalf. You will receive an email summary of the gas application as submitted by your contractor.

A member of our team will contact you to coordinate locating and marking all existing underground utilities.



3. Acknowledge your account details


You will receive a confirmation email with a verification link prompting you to validate the following: your service address, homeowner and billing information.

You will be provided details on the expansion surcharge, which will fluctuate monthly based on your natural gas use. Even with this surcharge, you can still save significantly every year by switching to natural gas.



4. After we install the natural gas service

Contact your contractor to arrange for the gas meter installation and conversion of your natural gas equipment.



5. The final step

Your new natural gas equipment will be turned on and inspected as required by the Technical Standards and Safety Act.

Natural gas service installation policy

Enbridge Gas will provide and install at no cost, one service line per civic address to new customers which will include up to 30 metres of laid pipe and anything beyond that would be \$45 per metre (plus applicable taxes). Call your local heating, ventilation and air conditioning (HVAC) provider for an assessment and to submit an application for gas service.

IMPORTANT!

Do not disconnect your existing fuel source or remove any equipment until your new natural gas service and gas meter have been installed.

Take the first step to savings

Let us know you're interested in connecting to natural gas



Please send the following information to ceapplications@enbridge.com and a Community Expansion Advisor will contact you soon.

Name (please print)

Address

Phone number

Email address

Existing Primary Heat Source

Existing Secondary Heat Source

Signature

Date

Get in touch any time



Prefer postal mail?

Mail your completed expression of interest to us at:

Enbridge Gas
Community Expansion
PO Box 618
Bobcaygeon, ON K0M 1A0



Questions? We're here for you.

Contact a Community Expansion Advisor:
1-833-356-2689
ceapplications@enbridge.com

Completing this Expression of Interest Card is not an application for natural gas, or a binding contract by either you or Enbridge Gas for natural gas service.

Are you paying too much for home heating?

Come visit us to see how much you can save!

Friday, Feb. 10
1 p.m. – 7 p.m.

Saturday, Feb. 11
10 a.m. – 3 p.m.

Learn about the benefits of switching to natural gas and how to get connected.

Stop by our Information Session at:

Hidden Valley Resort
1755 Valley Rd. Huntsville

Drop by to have all **your questions answered** and let us know if you're interested in connecting to natural gas.

Talk about potential savings on your home energy bills.

Connect with us at: ceapplications@enbridge.com



Choose to pay less for energy

Save up to 63% each year
by switching to natural gas

What's inside:



See how
much you
can save



5-step
guide to get
connected

 **ENBRIDGE**[®]
Life Takes Energy[®]

Ready to cut energy bills in half?

Good news— natural gas is a convenient solution to help you save. This package will guide you through everything you need to know about connecting your home or business and all the benefits of affordable, reliable natural gas.

Save up to 63 percent* each year

Compared to electricity, propane or oil, switching to natural gas could save you on home and water heating costs year round. It's more convenient: you'll never run out of fuel or wait for trucks to arrive.

Lower carbon emissions

Natural gas is cleaner than other fuels and can help reduce your home's carbon footprint.

It's easy to get started

Follow our simple five-step guide on page six to see how the connection process works.

See how much you can save

Use our online calculator to see how much you can save by switching to natural gas. Enter your home's size, age and a few more details to get a personalized estimate of annual savings.

Calculate your savings by visiting enbridgegas.com/savewithgas and finding your community page to use the calculator.

Ahmed Al-Amry

Ahmed Al-Amry
Supervisor, Community Expansion
Enbridge Gas



Get in touch any time

For construction updates or questions about the steps to connect to natural gas, personalized cost savings and more, contact one of our Community Expansion Advisors.

Community Expansion Contacts:

Phone: 1-833-356-2689

Email: ceapplications@enbridge.com

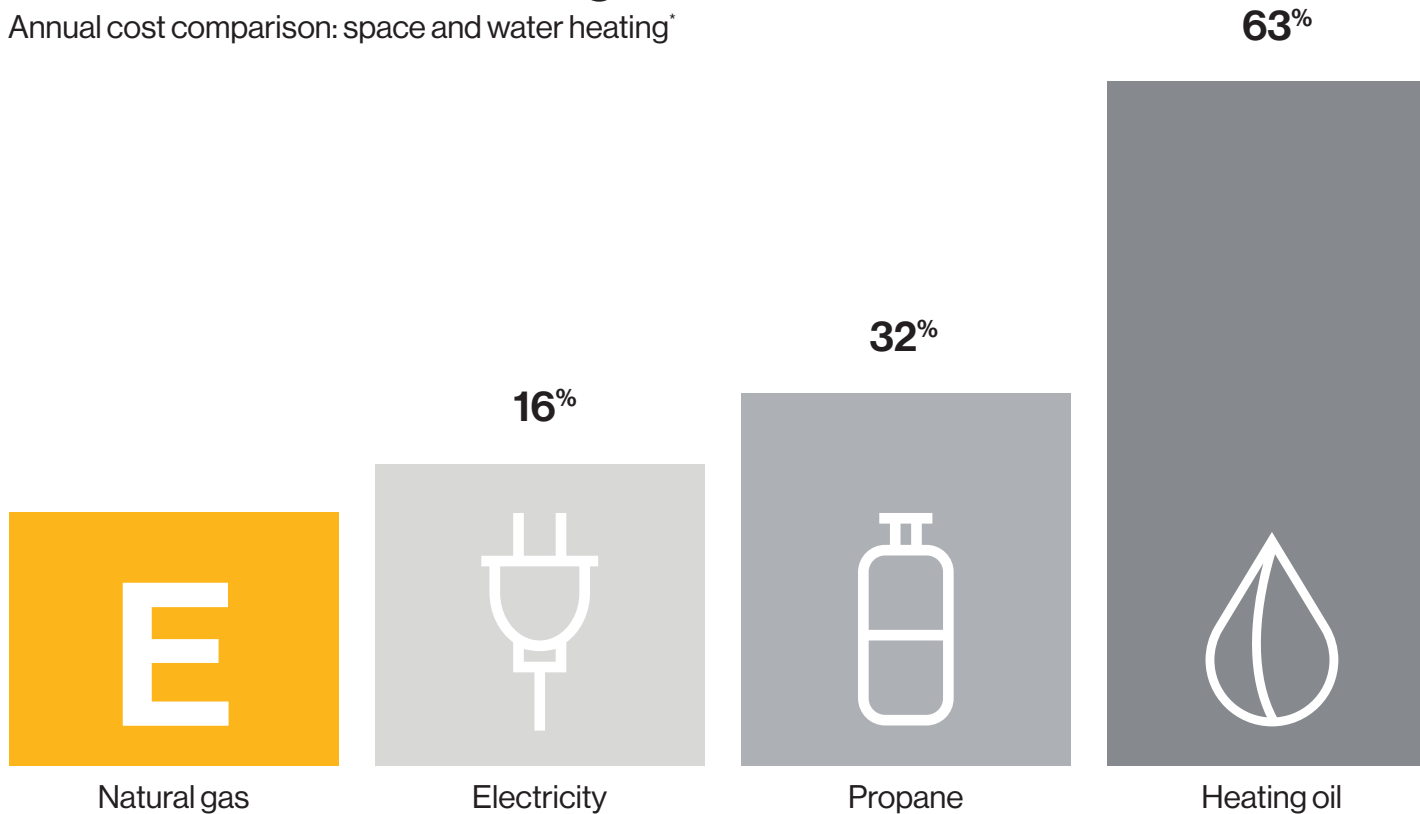
* Natural gas prices are based on Rate M1 rates in effect as of Jan. 1, 2023 and include the \$0.23 per m³ expansion surcharge. Oil price is based on the latest available retail price. Electricity rates based on Hydro One Distribution rates (Mid-density R1) as of Jan. 1, 2023 and Regulated Price Plan (RPP) customers that are on Time-Of-Use (TOU) pricing. They include the new Ontario Electricity Rebate (OER). The propane price comparison is based on the lowest price obtained in an area survey conducted quarterly. Since individual fuel prices vary, savings assumptions may or may not be as accurate in your situation. Please use the savings calculator found on this page for a more accurate savings estimate. Costs have been calculated for the equivalent energy consumed and include all service, delivery and energy charges. Carbon price is included for all energy types as reported. HST is not included.

How much can you save each year?

Lower costs, lower emissions, more convenience and peace of mind.

Residential annual heating bills

Annual cost comparison: space and water heating*



* Natural gas prices are based on Rate M1 rates in effect as of Jan. 1, 2023 and include the \$0.23 per m³ expansion surcharge. Oil price is based on the latest available retail price. Electricity rates based on Hydro One Distribution rates (Mid-density R1) as of Jan. 1, 2023 and Regulated Price Plan (RPP) customers that are on Time-Of-Use (TOU) pricing. They include the new Ontario Electricity Rebate (OER). The propane price comparison is based on the lowest price obtained in an area survey conducted quarterly. Since individual fuel prices vary, savings assumptions may or may not be as accurate in your situation. Please use the savings calculator found on this page for a more accurate savings estimate. Costs have been calculated for the equivalent energy consumed and include all service, delivery and energy charges. Carbon price is included for all energy types as reported. HST is not included.

Bring home all the benefits



More affordable

Compared to other fuels and electricity, natural gas is the most cost-effective way to heat your home and water.



Comfort and convenience

Never worry about running out of fuel or waiting for deliveries again.



Versatile and efficient

From fireplaces to clothes dryers, natural gas can make your home more comfortable and enjoyable.



Lower carbon emissions

Natural gas can help reduce your home's carbon footprint.

Where does your money go?

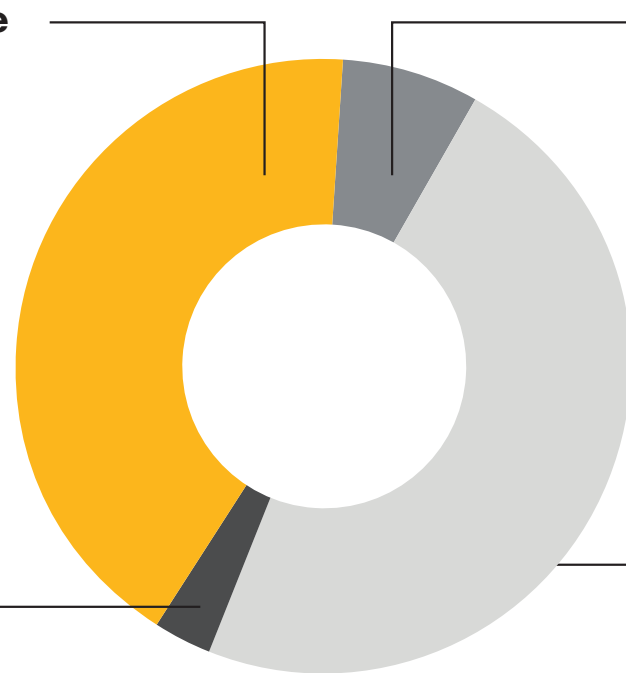
Here's a helpful explanation of a few key items on your natural gas bill

Expansion Surcharge

The fairest way to cover the infrastructure costs of expanding natural gas service.

Cost Adjustment

Natural gas rates vary by season—you pay what we pay.



Customer Charge

This is a fixed \$23.98* amount that pays for 24/7 emergency response and other services.

* Subject to change. Please note that all charges, except the fixed customer charge, vary based on how much natural gas you use.

Supply, Delivery and Transportation Charges

These cover the costs to buy and deliver natural gas to your home.

Frequently asked questions

Q: Why do I have to pay an additional charge towards the construction costs of the project?

A: For us to extend natural gas to rural areas where the cost of building the infrastructure is more than the revenue it generates, the Ontario Energy Board approved an additional expansion surcharge. This is a variable rate charge, based on your usage, of \$0.23/cubic metre of natural gas used. Since homes use more natural gas in colder months, the surcharge will be higher in winter. It will appear as a separate line item on your monthly bill for up to 40 years.

Go to enbridgegas.com/savewithgas to get an estimate of your potential fuel savings.

Q: Why is the surcharge in effect for different lengths of time by community?

A: The length of time the surcharge remains in effect varies by community because the overall cost to serve each community is different, based on factors such as the distance of the community from an existing natural gas pipeline and more.


“We’ve saved all kinds of money by converting to natural gas, especially over the cost of hydro these days. It just made sense.”

**– Phil Dewsnap,
Homeowner,
Fenelon Falls**



“I live in a rural region. That means I have my own septic, my own water, and if things don’t work, I’m in real trouble. Natural gas has helped me be more independent and I saved a really good buck.”

– John Powell, Homeowner, Scugog Island



“The advice I would give others is to convert to natural gas. We’ve seen a lot of energy savings, the conversion was simple and you get some extra money in your pocket, so it’s worth doing.”

– Phil Dewsnap, Homeowner, Fenelon Falls

5 simple steps to switch

It's always best to complete your application for natural gas service as early as possible. This helps us to ensure you are included in our planning process.



1. Inquire with us

Visit enbridgegas.com/savewithgas to review project details, calculate your estimated savings and engage with our project team to answer any of your questions.



2. Get an estimate from your local heating contractor

Once you have made your decision to convert, your contractor will submit the natural gas service application on your behalf. You will receive an email summary of the gas application as submitted by your contractor.

A member of our team will contact you to coordinate locating and marking all existing underground utilities.



3. Acknowledge your account details

You will receive a confirmation email with a verification link prompting you to validate the following: your service address, homeowner and billing information.

You will be provided details on the expansion surcharge, which will fluctuate monthly based on your natural gas use. Even with this surcharge, you can still save significantly every year by switching to natural gas.



4. After we install the natural gas service

Contact your contractor to arrange for the gas meter installation and conversion of your natural gas equipment.



5. The final step

Your new natural gas equipment will be turned on and inspected as required by the Technical Standards and Safety Act.

Natural gas service installation policy

Enbridge Gas will provide and install at no cost, one service line per civic address to new customers which will include up to 30 metres of laid pipe and anything beyond that would be \$45 per metre (plus applicable taxes). Call your local heating, ventilation and air conditioning (HVAC) provider for an assessment and to submit an application for gas service.

IMPORTANT!

Do not disconnect your existing fuel source or remove any equipment until your new natural gas service and gas meter have been installed.

Take the first step to savings

Let us know you're interested in connecting to natural gas



Please send the following information to ceapplications@enbridge.com and a Community Expansion Advisor will contact you soon.

Name (please print)

Address

Phone number

Email address

Existing Primary Heat Source

Existing Secondary Heat Source

Signature

Date

Get in touch any time



Prefer postal mail?

Mail your completed expression of interest to us at:

Enbridge Gas
Community Expansion
PO Box 618
Bobcaygeon, ON K0M 1A0



Questions?

We're here for you.

Contact a Community Expansion Advisor:

1-833-356-2689
ceapplications@enbridge.com

Completing this Expression of Interest Card is not an application for natural gas, or a binding contract by either you or Enbridge Gas for natural gas service.

Hidden Valley

Community Expansion
Project

Information session

Friday, Feb. 10 1–7 p.m.

Saturday, Feb. 11 10 a.m. – 3 p.m.

Hidden Valley Resort

1755 Valley Rd, Huntsville



Hidden Valley

Community Expansion
Project

Information session

Friday, Feb. 10 1–7 p.m.

Saturday, Feb. 11 10 a.m.–3 p.m.

Hidden Valley Resort

1755 Valley Rd, Huntsville



Are you paying too much for home heating?

Come visit us to see how
much you can save!

Friday, Feb. 10
1 p.m. – 7 p.m.

Saturday, Feb. 11
10 a.m. – 3 p.m.

Learn about the benefits of switching to natural gas and how to get connected.

Stop by our Information Session at:

Hidden Valley Resort
1755 Valley Rd. Huntsville

Drop by to have all **your questions answered**
and let us know if you're interested in connecting
to natural gas.

Talk about potential savings
on your home energy bills.

Connect with us at: ceapplications@enbridge.com



Choose to pay less for energy

Save up to 63% each year
by switching to natural gas

What's inside:



See how
much you
can save



5-step
guide to get
connected

 **ENBRIDGE**[®]
Life Takes Energy[®]

Ready to cut energy bills in half?

Good news— natural gas is a convenient solution to help you save. This package will guide you through everything you need to know about connecting your home or business and all the benefits of affordable, reliable natural gas.

Save up to 63 percent* each year

Compared to electricity, propane or oil, switching to natural gas could save you on home and water heating costs year round. It's more convenient: you'll never run out of fuel or wait for trucks to arrive.

Lower carbon emissions

Natural gas is cleaner than other fuels and can help reduce your home's carbon footprint.

It's easy to get started

Follow our simple five-step guide on page six to see how the connection process works.

See how much you can save

Use our online calculator to see how much you can save by switching to natural gas. Enter your home's size, age and a few more details to get a personalized estimate of annual savings.

Calculate your savings by visiting enbridgegas.com/savewithgas and finding your community page to use the calculator.

Ahmed Al-Amry

Ahmed Al-Amry
Supervisor, Community Expansion
Enbridge Gas



Get in touch any time

For construction updates or questions about the steps to connect to natural gas, personalized cost savings and more, contact one of our Community Expansion Advisors.

Community Expansion Contacts:

Phone: 1-833-356-2689

Email: ceapplications@enbridge.com

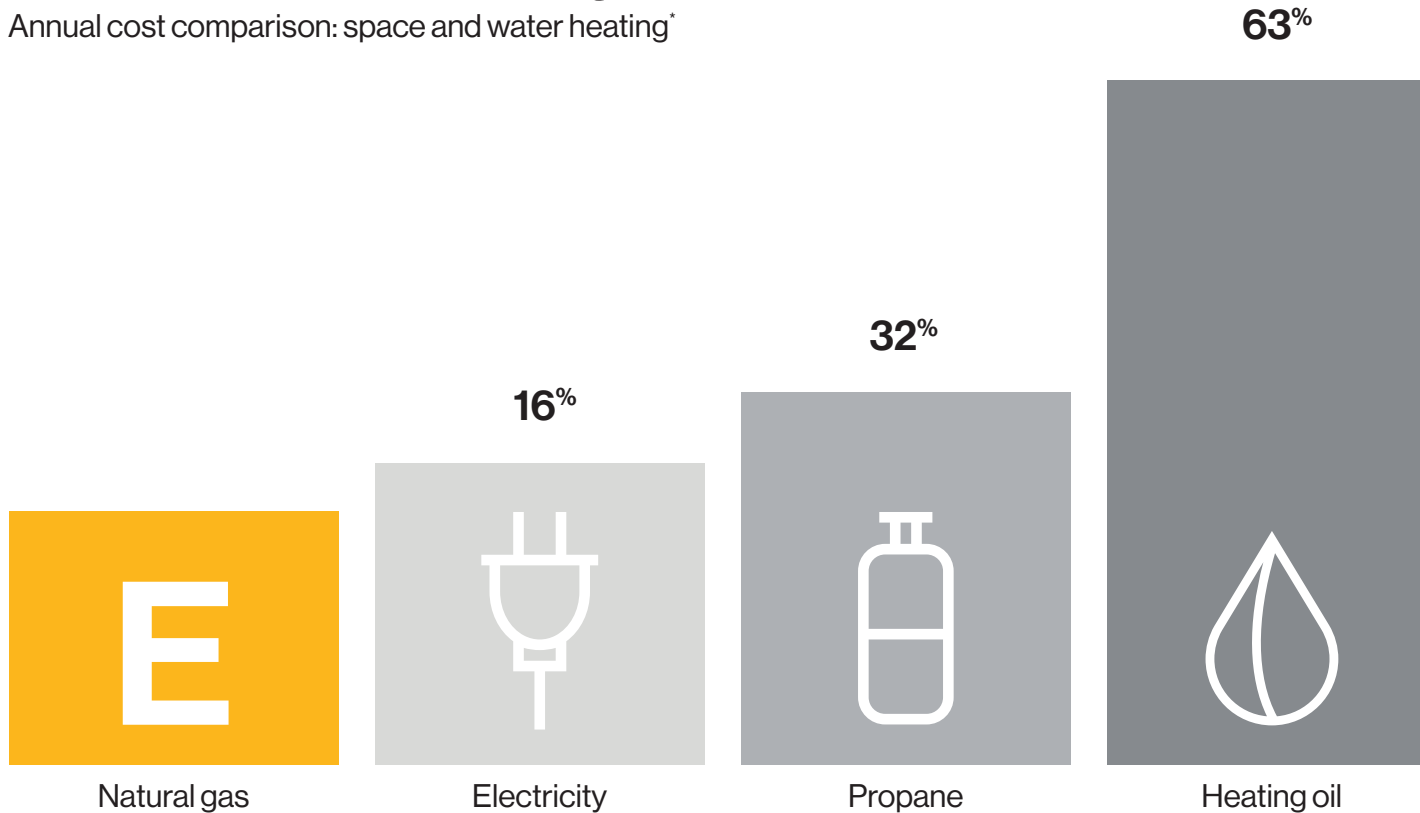
* Natural gas prices are based on Rate M1 rates in effect as of Jan. 1, 2023 and include the \$0.23 per m³ expansion surcharge. Oil price is based on the latest available retail price. Electricity rates based on Hydro One Distribution rates (Mid-density R1) as of Jan. 1, 2023 and Regulated Price Plan (RPP) customers that are on Time-Of-Use (TOU) pricing. They include the new Ontario Electricity Rebate (OER). The propane price comparison is based on the lowest price obtained in an area survey conducted quarterly. Since individual fuel prices vary, savings assumptions may or may not be as accurate in your situation. Please use the savings calculator found on this page for a more accurate savings estimate. Costs have been calculated for the equivalent energy consumed and include all service, delivery and energy charges. Carbon price is included for all energy types as reported. HST is not included.

How much can you save each year?

Lower costs, lower emissions, more convenience and peace of mind.

Residential annual heating bills

Annual cost comparison: space and water heating*



* Natural gas prices are based on Rate M1 rates in effect as of Jan. 1, 2023 and include the \$0.23 per m³ expansion surcharge. Oil price is based on the latest available retail price. Electricity rates based on Hydro One Distribution rates (Mid-density R1) as of Jan. 1, 2023 and Regulated Price Plan (RPP) customers that are on Time-Of-Use (TOU) pricing. They include the new Ontario Electricity Rebate (OER). The propane price comparison is based on the lowest price obtained in an area survey conducted quarterly. Since individual fuel prices vary, savings assumptions may or may not be as accurate in your situation. Please use the savings calculator found on this page for a more accurate savings estimate. Costs have been calculated for the equivalent energy consumed and include all service, delivery and energy charges. Carbon price is included for all energy types as reported. HST is not included.

Bring home all the benefits



More affordable

Compared to other fuels and electricity, natural gas is the most cost-effective way to heat your home and water.



Comfort and convenience

Never worry about running out of fuel or waiting for deliveries again.



Versatile and efficient

From fireplaces to clothes dryers, natural gas can make your home more comfortable and enjoyable.



Lower carbon emissions

Natural gas can help reduce your home's carbon footprint.

Where does your money go?

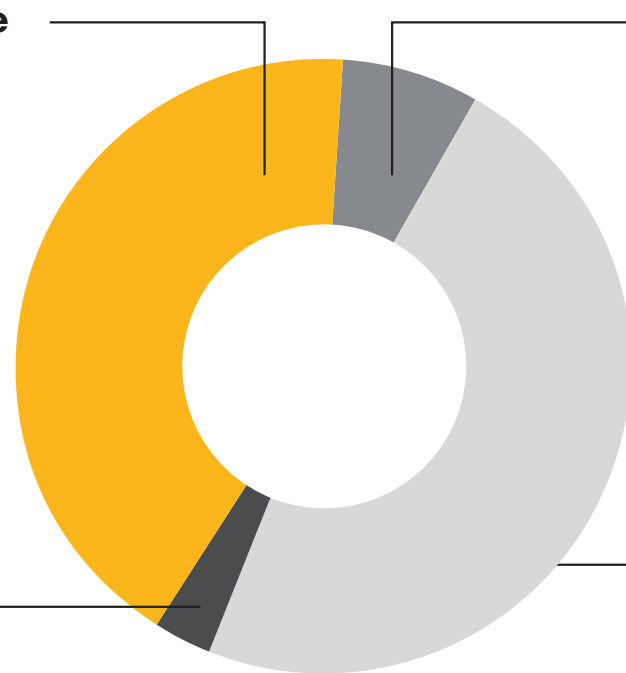
Here's a helpful explanation of a few key items on your natural gas bill

Expansion Surcharge

The fairest way to cover the infrastructure costs of expanding natural gas service.

Cost Adjustment

Natural gas rates vary by season—you pay what we pay.



Customer Charge

This is a fixed \$23.98* amount that pays for 24/7 emergency response and other services.

* Subject to change. Please note that all charges, except the fixed customer charge, vary based on how much natural gas you use.

Supply, Delivery and Transportation Charges

These cover the costs to buy and deliver natural gas to your home.

Frequently asked questions

Q: Why do I have to pay an additional charge towards the construction costs of the project?

A: For us to extend natural gas to rural areas where the cost of building the infrastructure is more than the revenue it generates, the Ontario Energy Board approved an additional expansion surcharge. This is a variable rate charge, based on your usage, of \$0.23/cubic metre of natural gas used. Since homes use more natural gas in colder months, the surcharge will be higher in winter. It will appear as a separate line item on your monthly bill for up to 40 years.

Go to enbridgegas.com/savewithgas to get an estimate of your potential fuel savings.

Q: Why is the surcharge in effect for different lengths of time by community?

A: The length of time the surcharge remains in effect varies by community because the overall cost to serve each community is different, based on factors such as the distance of the community from an existing natural gas pipeline and more.


“We’ve saved all kinds of money by converting to natural gas, especially over the cost of hydro these days. It just made sense.”

**– Phil Dewsnap,
Homeowner,
Fenelon Falls**



“I live in a rural region. That means I have my own septic, my own water, and if things don’t work, I’m in real trouble. Natural gas has helped me be more independent and I saved a really good buck.”

– John Powell, Homeowner, Scugog Island



“The advice I would give others is to convert to natural gas. We’ve seen a lot of energy savings, the conversion was simple and you get some extra money in your pocket, so it’s worth doing.”

– Phil Dewsnap, Homeowner, Fenelon Falls

5 simple steps to switch

It's always best to complete your application for natural gas service as early as possible. This helps us to ensure you are included in our planning process.



1. Inquire with us

Visit enbridgegas.com/savewithgas to review project details, calculate your estimated savings and engage with our project team to answer any of your questions.



2. Get an estimate from your local heating contractor

Once you have made your decision to convert, your contractor will submit the natural gas service application on your behalf. You will receive an email summary of the gas application as submitted by your contractor.

A member of our team will contact you to coordinate locating and marking all existing underground utilities.



3. Acknowledge your account details

You will receive a confirmation email with a verification link prompting you to validate the following: your service address, homeowner and billing information.

You will be provided details on the expansion surcharge, which will fluctuate monthly based on your natural gas use. Even with this surcharge, you can still save significantly every year by switching to natural gas.



4. After we install the natural gas service

Contact your contractor to arrange for the gas meter installation and conversion of your natural gas equipment.



5. The final step

Your new natural gas equipment will be turned on and inspected as required by the Technical Standards and Safety Act.

Natural gas service installation policy

Enbridge Gas will provide and install at no cost, one service line per civic address to new customers which will include up to 30 metres of laid pipe and anything beyond that would be \$45 per metre (plus applicable taxes). Call your local heating, ventilation and air conditioning (HVAC) provider for an assessment and to submit an application for gas service.

IMPORTANT!

Do not disconnect your existing fuel source or remove any equipment until your new natural gas service and gas meter have been installed.

Take the first step to savings

Let us know you're interested in connecting to natural gas



Please send the following information to ceapplications@enbridge.com and a Community Expansion Advisor will contact you soon.

Name (please print)

Address

Phone number

Email address

Existing Primary Heat Source

Existing Secondary Heat Source

Signature

Date

Get in touch any time



Prefer postal mail?

Mail your completed expression of interest to us at:

Enbridge Gas
Community Expansion
PO Box 618
Bobcaygeon, ON K0M 1A0



Questions? We're here for you.

Contact a Community Expansion Advisor:
1-833-356-2689
ceapplications@enbridge.com

Completing this Expression of Interest Card is not an application for natural gas, or a binding contract by either you or Enbridge Gas for natural gas service.

Hidden Valley

Community Expansion
Project

Information session

Friday, Feb. 10 1–7 p.m.

Saturday, Feb. 11 10 a.m. – 3 p.m.

Hidden Valley Resort

1755 Valley Rd, Huntsville



Hidden Valley

Community Expansion Project

Information session

Friday, Feb. 10 1–7 p.m.

Saturday, Feb. 11 10 a.m.–3 p.m.

Hidden Valley Resort

1755 Valley Rd, Huntsville



Phase	Timelines (Marketing and Market Insights Timelines)	Strategy	Tier 3 Mktg Activities 50 - 150 customers	Tier 2 Mktg Activities 150 - 500 customer	Tier 1 Mktg Activities 500 + customers	Community Engagement Activities Across all tiers
			Activity (in order of priority)	Activity (in order of priority)	Activity (in order of priority)	
Phase 1 - Market Insights	2-3 weeks survey prep (hire vendor/supply chain process, update and program questionnaire, arrange for fielding) 4+ weeks fielding 2 weeks data compilation, analysis and high level reporting	* Survey typically used to forecast customer attachments, therefore survey required before project economics can be finalized * Survey to gather information that supports future marketing efforts, such as demographics, existing fuel and equipment types, housing characteristics, perceptions of natural gas, etc. * Methodology determined based on community characteristics: door-to-door, online, telephone, or a combination.	* Survey	* Survey	* Survey	1. Municipality are notified of the survey for awareness 2. Municipality to notify residents through available channels (eg- social media, newsletter, etc.)
Phase 2 - Pre-Construction This includes activities such as * Identify stakeholders * Attachment forecasts * Route selection * Environmental and Archeology work * Development of drawings * Load estimates for customers	Up to 6 months (Tier 1) Up to 3 months (Tier 2) Up to 2 months (Tier 3)	Build awareness about natural gas and uses of natural gas, informing that natural gas is coming to the community and to address any questions as needed.	* Community open house * Construction vehicle decals (3rd party vehicles)	* Community open house* * Foundational creative assets - print/digital * Construction vehicle decals (3rd party vehicles)	* Community open house * Foundational creative assets - print/digital * Construction vehicle decals (3rd party vehicles)	* Develop or strengthen relationships with key stakeholders * Media scans * Prepare key messaging to respond to inquiries * Support project team
Phase 3 - Active Construction	Up to 18 months (Tier 1) Up to 12 months (Tier 2) Up to 8 months (Tier 3)	1. Drive awareness and education on natural gas and the attachment process, address customer questions/concerns. 2. Drive adoption/attachments	* Open House * Creative Assets - print, digital, grass roots , newspapers * Construction packages (attachment team) * Vehicle decals * CE Tool kit leave behind	* Open House * Creative Assets - print, digital, social, grass roots/community events * Construction packages * Community events	* Open House * Storefront location * Creative Assets - print, digital, social, grass roots/community events, radio, newspapers * Construction packages	* Notice of construction * Internal and external stakeholder communications and events * Support to project team

ENBRIDGE GAS INC.

Answer to Interrogatory from
Pollution Probe (“PP”)

INTERROGATORY

Question(s):

- a) Please provide a copy of the project application details submitted for funding assistance as part of Phase 2 of the Government of Ontario’s Natural Gas Expansion Program (“NGEP”). If there are any differences between the project details (e.g. facilities, cost, customers, etc.) in the NGEP application and this Leave to Construct application, please explain the differences.
- b) Please provide a copy of the award/approval correspondence received from the NGEP for this project, including any conditions for funding.
- c) Is there a mandated timeframe under NGEP for completion of the proposed pipeline? If yes, please provide the relevant condition that dictates specific timing.

Response

- (a) Please see the response at Exhibit I.STAFF.4.
- (b) Please refer to the OEB's website to view a copy of the approval correspondence received from the NGEP for the Project:

<https://www.oeb.ca/industry/policy-initiatives-and-consultations/potential-projects-expand-access-natural-gas>
- (c) Please refer to section 2(2) O. Reg. 24/19: Expansion of Natural Gas Distribution Systems (<https://www.ontario.ca/laws/regulation/190024>) which states:

The following rules apply to any project listed in Column 1 of the Table to Schedule 2 that requires a Board order under section 96 of the Act granting leave to construct a hydrocarbon line:

1. If the gas distributor fails to apply for the Board order on or before December 31, 2025, investments in the project are no longer eligible to be qualifying investments.”

ENBRIDGE GAS INC.

Answer to Interrogatory from
Pollution Probe ("PP")

INTERROGATORY

Question(s):

- a) Please provide a breakdown of proposed 110 customers by type, (e.g. residential, seasonal, commercial, industrial) and confirm that these would all be general service customers.
- b) The proposed distribution main does not continue down Turner Drive where there are approximately 23 townhouses located. Please explain why the proposed main does not extend to those building and whether those buildings were included in the 110 estimated customers.
- c) Enbridge has estimated to attach approximately 110 customers along proposed pipeline. Please indicate how the 110 estimate was calculated.
- d) If 100% of potential customers along the proposed pipeline attached to it, what number of customers would that represent?
- e) How many firm confirmation requests have been received from potential customers (please provide numbers by customer type, e.g. residential, commercial, etc.).
- f) What excess capacity is available in the proposed pipeline to service additional customers in the future beyond the 110 forecasted, if any?

Response

- a) Confirmed. All customers served by the Project are general service customers. Please see the response to Exhibit I.ED.4, part a).
- b) The Project map shows distribution assets only. The Turner Drive condos are included as part of the attachment forecast and are attached through service pipeline (ancillary) and as such, are not shown on the Project map. To protect the privacy of individual customers and to ensure the safety of its facilities, Enbridge

Gas generally does not make public mapping showing the location of individual customer services.

- c) Please see the responses to I.STAFF.3 parts a), b) and e). The formula used to calculate the forecast is:

$$\text{Forecast} = \text{Total Potential} \times \text{Attachment Rate}$$

- d) Please see response at I.ED.4, part a).
- e) Enbridge Gas commenced customer outreach in the affected community on October 10, 2022 (approximately 6 months ago). As of April 2023, 18 residential service applications have been completed/received. An additional 20 customers have expressed interest and are awaiting their gas application submission by their chosen contractor.
- f) The system has a total excess capacity of 327 m³/hr, distributed evenly across the system to service additional customers in the future.

ENBRIDGE GAS INC.

Answer to Interrogatory from
Pollution Probe ("PP")

INTERROGATORY

Question(s):

Please confirm that Hidden Valley Resort was one of the 61 survey respondents confirming that they would like to connect to the project in year 1.

Response

Not confirmed. Hidden Valley Resort located at 1755 Valley Road, Huntsville, is an existing customer and using natural gas. They are not included in the Project scope and were not included in the 61 survey respondents.

ENBRIDGE GAS INC.

Answer to Interrogatory from
Pollution Probe ("PP")

INTERROGATORY

Reference:

The 2020 Letter from the Town of Huntsville identifies Hidden Valley Resort as the primary customer for considering the use of natural gas in Hidden Valley. [Exhibit B, Tab 1, Schedule 1, Attachment 2]

Question(s):

- a) Does Enbridge have a specific request from Hidden Valley Resort requesting natural gas. If yes, please provide a copy.
- b) Please provide a load sheet and related documentation detailing the proposed use and demand of natural gas for Hidden Valley Resort.
- c) Does Enbridge have any correspondence more recent than 2020 indicating that the Town of Huntsville remains interested in natural gas for Hidden Valley. If yes, please provide a copy of the correspondence.

Response

- a) and b)

Enbridge Gas does not have any such requests from Hidden Valley Resort. The Hidden Valley Resort, located at 1755 Valley Road in Huntsville, is an already an existing customer using natural gas and is not part of the Project scope.

Enbridge Gas has confirmed with the Town of Huntsville that the intent of the letter filed at Exhibit B, Tab 1, Schedule 1, Attachment 2, was to express support for the Hidden Valley Community Expansion Project and not for the Hidden Valley Resort.

- c) The most recent letter of support from the Town of Huntsville, dated July 31, 2020, is included at Exhibit B, Tab 1, Schedule 1, Attachment 2. Although the Company is in ongoing communication with the Municipality, Enbridge Gas has not requested any

further letters of support from the Township since 2020, nor has the municipality indicated that its previous support has changed in any way.

ENBRIDGE GAS INC.

Answer to Interrogatory from
Pollution Probe (“PP”)

INTERROGATORY

Question(s):

Is this proposed project included in the most current Enbridge Asset Management Plan (AMP) and Utility System Plan (USP)? If not, why not. If yes, please provide the references and documents (or links).

Response

Community Expansion (“CE”) projects are categorized under the System Access category of projects and are included in the USP budget totals.¹ All regulated utility projects are included in the USP.

The 2023-2032 AMP includes commentary on CE projects generally. Further, the proposed Project is included on the map displaying approved project locations.² However, as stated in the 2023-2032 AMP, specific CE project details and capital expenses are excluded from the AMP as they are not subject to optimization and follow separate project funding criteria.³

¹ EB-2022-0200, Exhibit 2, Tab 6, Schedule 1, p. 53

² EB-2022-0200, Exhibit 2, Tab 6, Schedule 2, p. 70, Figure 5.1-6

³ EB-2022-0200, Exhibit 2, Tab 6, Schedule 2, p. 73

ENBRIDGE GAS INC.

Answer to Interrogatory from
Pollution Probe ("PP")

INTERROGATORY

Question(s):

What OEB approvals other than the requested Leave to Construct are required for Enbridge to proceed with construction of this project? Please provide details on when Enbridge expects those approvals, if applicable.

Response

Aside from the Company's request for an Order under Section 90(1) of the Act granting leave to construct, the Company has also requested an Order under Section 97 approving the form of temporary land use agreements and easement agreements found at Exhibit G, Tab 1, Schedule 1, Attachments 1 and 2. The Company expects to receive a determination regarding its Section 97 request at the same time as the OEB's determination regarding Enbridge Gas's Section 90(1) request for leave to construct the Project.

ENBRIDGE GAS INC.

Answer to Interrogatory from
Pollution Probe ("PP")

INTERROGATORY

Reference:

Figure 1: Annual Energy Costs & Savings Versus Natural Gas, Including SES

Question(s):

- a) Please confirm that the values in Figure 1 relate to fuel only and do not include incremental equipment costs to retrofit a home or business with natural gas.
- b) Please provide the estimated cost per consumer to convert to a natural gas system, including required ducting if applicable.
- c) Please confirm that the values in Figure 1 related to electricity are for electric baseboard heating only. If that is not correct, please state the assumptions.
- d) Please provide the annual energy savings and costs figures comparable to those in Figure 1 for a consumer using an air source heat pump. Also, if Enbridge is not able to included A/C in the baseline costs comparison to natural gas plus an air conditioner, please note.
- e) Please provide a list of the monthly non-commodity Enbridge bill costs (not including SES which is covered in Figure 1) that consumers will experience once on natural gas. If this differs for residential, seasonal and commercial consumers in Hidden Valley, please the information by each appropriate classification.

Response

- a) Confirmed.

- b) Per Enbridge Gas' current policy, the Company will provide and install at no cost, one service line per civic address to new customers provided that the distance between the owner's property line and desired meter location is 30 metres or less. Services exceeding 30 metres will be billed at \$45 per metre plus applicable taxes.

Retrofit costs will vary substantially from customer to customer based on the equipment they are converting, the required retrofits, age of the home, fuel source, etc.

Enbridge is not in the retrofit business and therefore all questions pertaining to retrofit and conversion costs beyond the natural gas meter should be directed to a licensed HVAC contractor of the customers' choosing.

- c) The annual bill for electricity in Figure 1 is for a typical residential customer and includes electric resistance space and water heating. All comparisons are based on the energy equivalent annual consumption level of 2,200 m³/yr. Please refer to the response to Exhibit I.ED.1 part b), for the calculations and assumptions used to calculate the annual bill for electricity.
- d) Please refer to Exhibit I.ED.1 part a).
- e) A residential customer within the Union North-East zone (Rate 01) will incur a monthly charge of \$23.98 (as per the Company's April 2023 QRAM). This monthly charge is incurred by all natural gas customers, regardless whether they are seasonal customers or not. Commercial customers within the legacy Union Gas franchise who consume more than 50,000 m³ annually will incur a monthly charge of \$77.58. Commercial customers who consume less than 50,000 m³ annually will be billed at the equivalent residential rate of \$23.98. Please also see the response to Exhibit I.ED.1, part b), Attachment 2, Tab "Natural Gas Price (\$ per m³)" for a list of the Natural Gas costs included in Figure 1.

ENBRIDGE GAS INC.

Answer to Interrogatory from
Pollution Probe ("PP")

INTERROGATORY

Question(s):

- a) Please provide a copy of all marketing and communication material provided by Enbridge or partners to the following stakeholders to promote DSM or other energy efficiency opportunities when considering renovation of a primary (water/space) heating systems:
- o Town of Huntsville
 - o Consumers/businesses along the proposed route
 - o Other forums including the Virtual Open House
 - o Contractors that support the Hidden Valley area for HVAC and related home renovations.
- b) Please provide a copy of all communication material provided by Enbridge or partners to educate the following stakeholders on options and incentives under the Greener Homes program (delivered by Enbridge in Ontario):
- o Town of Huntsville
 - o Consumers/businesses along the proposed route
 - o Other forums including the Virtual Open House
 - o Contractors that support the Hidden Valley area for HVAC and related home renovations.
- c) Please provide a copy of the all materials used for public consultation including those used for the Virtual Open House.

Response

- a) The Company has not directly marketed DSM or other energy efficiency opportunities to potential customers of Phase 2 NGEPC Community Expansion projects but rather relies on mass marketing materials and communications to all existing and potential customers. Information regarding these programs can be found at the following links:

<https://www.enbridgegas.com/residential/rebates-energy-conservation>
<https://www.enbridgegas.com/business-industrial/incentives-conservation>

The Company is currently working to understand what communication and/or process changes would best serve potential new customers tied to community expansion projects to maximize provision of DSM/energy efficiency at a critical decision-making point for consumers so that they can make more informed decisions when renovating. The Company is also working to develop additional informational materials for potential distribution in future community expansion project areas that may contain information on current DSM and/or other energy efficiency programming that potential customers could be eligible for. The Company will implement any changes in these regards as soon as practical, and has every incentive to do so under the current DSM Framework and DSM Plan (EB-2021-0002).

- b) The Canada Greener Homes Grant program is currently funded and operated by the Federal government. As Enbridge Gas is not the administrator of this program, it has not provided any communication materials to potential customers of the Project related to the Canada Greener Homes Grant program.
- c) Please see Appendix B5 of the Environmental Report for the Virtual Open House materials.¹

¹ Exhibit F, Tab 1, Schedule 1, Attachment 1, Appendix B5

ENBRIDGE GAS INC.

Answer to Interrogatory from
Pollution Probe ("PP")

INTERROGATORY

Question(s):

- a) What is the minimum number of residential and business customers that will need to attach to the proposed pipeline for it to remain feasible?
- b) Please explain what the financial implications are if less customers attach?
- c) Enbridge indicates that 69% of potential customers indicated that they are likely to convert to natural gas. How does this reconcile to the 110 customers included in the financial analysis for this project?

Response

- a) The customer attachment forecast for the Project is 130 residential customers and no business customers. Based on these customer attachments, and the updated Project cost the Project PI is 1.0 and the NPV is approximately \$6,000. As such, the minimum number of customers that will need to attach to the proposed pipeline for it to remain feasible is 130 residential customers.

For details of the updated Project costs please see the response to Exhibit I.STAFF.4

- b) If less customers attach to the Project than forecasted and actual revenues are lower than anticipated (as described at Exhibit E, Tab 1, Schedule 1, Attachment 2), there could potentially be a revenue deficiency for the Project. However, as described at Exhibit E, Tab 1, Schedule 1 and consistent with the OEB's findings in its Decision and Order on the Company's application for a System Expansion Surcharge, Temporary Connection Surcharge, and Hourly Allocation Factor (EB-2020-0094), upon placing the Project into service, Enbridge Gas will apply a 10-year Rate Stability Period ("RSP") during which the Company will bear the risk associated with realizing the Project-specific customer attachment forecast.

- c) Please see the responses to Exhibit I.STAFF.3 parts a), b) and e), and Exhibit I.PP.2, part c).

ENBRIDGE GAS INC.

Answer to Interrogatory from
Pollution Probe ("PP")

INTERROGATORY

Question(s):

- a) Please confirm that the amortization period for the proposed pipeline is 40 years. If that is incorrect, please provide the correct figure.
- b) Has Enbridge conducted a risk assessment on the probability that the proposed pipeline will become a stranded asset before being fully depreciated? If yes, please provide a copy of the assessment and all related materials. If no, what evidence exists to support that the pipeline will remain used and useful for the full amortization period.
- c) Please explain how any residual (unamortized) costs will be recovered from rate payers if the proposed pipeline becomes stranded before it is fully depreciated.

Response

- a) Confirmed.
- b) Enbridge Gas has no reasonable basis to believe that the proposed facilities will become stranded assets and thus has had no reason to complete the assessment in question.
- c) Please see the response to part b) above.

From an accounting and regulatory perspective, Enbridge Gas applies group depreciation procedures to plant assets, including gas meters and distribution service lines. If the assets disconnected are retired before their expected average service life is reached (as reflected for the group), the implied loss is captured in accumulated depreciation. The loss would be reflected in subsequent depreciation studies and recovered through depreciation expense over the remaining life of the assets left within the group.

ENBRIDGE GAS INC.

Answer to Interrogatory from
Pollution Probe ("PP")

INTERROGATORY

Question(s):

- a) Enbridge indicates that the System Expansion Surcharge ("SES") to all new customers taking gas distribution service from the Project will be a fixed volumetric rate of \$0.23 per cubic metre of gas to be charged in addition to Enbridge Gas's base distribution rates as approved by the OEB, in accordance with EB-2020-0094. The SES is proposed to be charged to all customers taking gas distribution service from the Project for a term of 40 years. The SES period of 40 years in EB-2020-0094 aligned with the amortization period of 40 years for distribution expansion projects. Please indicate the SES impact if the amortization period the OEB approves is different (either more or less) than 40 years.
- b) Please confirm that the SES rate of \$0.23 per cubic metre applies to both residential/seasonal properties as well as Hidden Valley Resort (commercial property).
- c) Hidden Valley Resort was identified by the Town of Huntsville as a principal driver for this project. Please explain why an Hourly Allocation Factor ("HAF") under EB-2022-0094 is not applied to Hidden Valley Resort.

Response

- a) If the OEB approves a revenue horizon of greater than 40 years, it will require a shorter SES term to meet the Project Profitability Index ("PI") of 1.0. If the approved revenue horizon is less than 40 years, it will result in a PI to be less than 1.0 and make the project unfeasible.
- b) Confirmed.

The SES rate will apply for up to 40 years for residential, commercial and industrial customers consuming less than 50,000 m³ per year. Customers who consume more than 50,000 m³/year may elect to pay the SES or pay a contribution in aid of

construction (“CIAC”) or use other contractual mechanisms to cover the revenue shortfall. However, all of the forecasted customers for this project are residential.

- c) The Hourly Allocation Factor (“HAF”) provides a method for allocating the capital costs of a facility project between Large Volume Customers (“LVCs”) over time and is intended, in part, to address inequities that might arise from a single customer being allocated a disproportionate share of such costs. Moreover, the Hidden Valley Resort is already an existing customer of Enbridge Gas and in the case of the proposed Project all new customers forecast to attach are small volume residential customers that would not qualify for HAF as the minimum threshold for applicability is 50 m³/hr.

Please also see the responses to Exhibit I.PP.3 and Exhibit I.PP.4.

ENBRIDGE GAS INC.

Answer to Interrogatory from
Pollution Probe (“PP”)

INTERROGATORY

Question(s):

Please confirm that Enbridge will fund this project from its capital envelope for 2024 if approved by the OEB. If that is not correct, please clarify.

Response

Confirmed. Enbridge Gas has included the original forecasted capital cost and revenues in its 2024 Rate Rebasing application.

ENBRIDGE GAS INC.

Answer to Interrogatory from
Pollution Probe ("PP")

INTERROGATORY

Reference:

Exhibit E, Tab 1, Schedule 1, Table 1.

Question(s):

- a) Please explain why this project does not include indirect capital overheads.
- b) Please explain why the direct overheads for the Ancillary Facilities are approximately three times higher than the Pipeline Direct Overheads, when the Pipeline Costs are greater than the Ancillary Facility costs.

Response

- a) Indirect O&M overheads are allocated to all capital projects that are considered to be 'core capital' from an Asset Management planning perspective. Core capital projects are included in the Asset Management Plan and are used to quantify the in-service capital spend for ICM determination during the MAADs deferred rebasing period. Community Expansion projects are not included in the capital spend for ICM purposes and are not part of the optimization process in the AMP. These projects also have a specific approval and review process due to the 10-year rate stabilization period. For these reasons, indirect O&M overheads are not allocated to Community Expansion projects. Note that indirect overheads are also not allocated to other 'non-core' capital projects such as customer driven Compressed Natural Gas and Renewable Natural Gas.
- b) Please see the response to Exhibit I.STAFF.4 for an update to the Direct Overheads amount for Ancillary Facilities.

ENBRIDGE GAS INC.

Answer to Interrogatory from
Pollution Probe (“PP”)

INTERROGATORY

Question(s):

Please confirm what percent of hydrogen blend the proposed pipeline will be designed and approved to carry (in the future if Enbridge blends hydrogen).

Response

Currently, Enbridge Gas is unable to definitively confirm the exact percentage of hydrogen blends this particular pipeline may be designed to transport in the future. Enbridge Gas expects that its pipeline systems will be compatible with hydrogen blends or pure hydrogen in the future depending upon their specific design characteristics (e.g., polyethylene pipeline can potentially support a high percentage blend of hydrogen). To this end, Enbridge Gas has proposed a Hydrogen Blending Grid Study (EB-2022-0200, Exhibit 4, Tab 2, Schedule 6, pages 16 to 18) to help identify and prioritize the sections of the gas grid most suitable for hydrogen blending and to identify associated costs and benefits. These efforts underscore Enbridge Gas’ proactive steps in working to ensure the gas grid of the future is able to deliver a lower carbon fuel to its customers.

ENBRIDGE GAS INC.

Answer to Interrogatory from
Pollution Probe (“PP”)

INTERROGATORY

Reference:

The total cost for the proposed Hidden Valley Community Expansion project is estimated to be \$3.5 million (as set out in Table 1 below), of which \$2.2 million is attributed to the Project (pipeline facilities for which the Company is seeking leave to construct via the current Application), and \$1.3 million is attributed to Ancillary Facilities for which the Company is not seeking leave to construct. [Exhibit E, Tab 1, Schedule 1, Page 1]

Question(s):

- a) Please provide details on the Ancillary Facilities.
- b) If the Ancillary Facilities are an integrated and essential element of the proposed Project, please explain why they are external to the Leave to Construct (e.g. how does Enbridge decide what the boundaries of the project are).

Response

- a) Please see the response at Exhibit I.ED.9, part b).
- b) The ancillary facilities described in part a) do not trigger the need for leave to construct approval as defined in Section 90(1) of the OEB Act.

ENBRIDGE GAS INC.

Answer to Interrogatory from
Pollution Probe ("PP")

INTERROGATORY

Reference:

Exhibit D, Tab 2, Schedule 1.

Question(s):

- a) The project schedule filed by Enbridge indicates that all permits and approvals will be completed by January 2023. Please provide a list of the permits and approvals received and which ones are outstanding (if any).
- b) Please provide an updated project schedule or confirm the schedule filed if still accurate.

Response

- a) Please see the response to Exhibit I.STAFF.10.
- b) Please refer to Attachment 1 to this response for the updated Project schedule.

Hidden Valley Project Schedule

WBS/Task Name	2022												2023											
	Jan	Feb	Mar	April	May	Jun	Jul	Aug	Sep	Oct	Nov	Dec	Jan	Feb	Mar	Apr	May	Jun	Jul	Aug	Sep	Oct	Nov	Dec
	Environmental																							
Environmental assessments & Design						█	█	█	█															
Procurement, Permits, and Construction																								
Permits & Approvals											█	█	█	█	█	█	█	█						
OEB Filing Date												█	█	█	█	█	█							
Construction Duration																			█	█	█			
Engineering																								
Testing & Conditioning																			█	█				
In-Service																					█			
	Jan	Feb	Mar	April	May	Jun	Jul	Aug	Sep	Oct	Nov	Dec	Jan	Feb	Mar	Apr	May	Jun	Jul	Aug	Sep	Oct	Nov	Dec

2022

2023

ENBRIDGE GAS INC.

Answer to Interrogatory from
Pollution Probe (“PP”)

INTERROGATORY

Reference:

EGI_F-1-1_Attachment 1_Redacted_20221220 Appendix B6: Project Correspondence

Question(s):

- a) The largest number of concerns from members of the community Enbridge is proposing to serve with natural gas relate to climate change. Please provide any materials and/or information provided by Enbridge or its agents (e.g. Stantec) to resolve those concerns.

Response

Enbridge Gas’ Customer Attachment team has not received any direct customer objections or concerns related to climate change or the like since the commencement of customer outreach in October 2022. Similarly, no such concerns have been logged during any of the in-person kiosk info sessions.

Comments received from members of the public during the Virtual Open House or pertaining to the Environmental Report¹ consultation process are addressed in pre-filed evidence or responses to interrogatories, including:

- Appendix B of the Environmental Report;
- Correspondence Summary Table – Post Environmental Report;²
- Response to Exhibit I.STAFF.6 part a); and
- Response to Exhibit I.STAFF.6 part b).

Please also see the response to Exhibit I.STAFF.1, for the Company’s responses to letters of comment filed with the OEB regarding the current Application.

¹ Exhibit F, Tab 1, Schedule 1, Attachment 1

² Exhibit F, Tab 1, Schedule 1, Attachment 2

ENBRIDGE GAS INC.

Answer to Interrogatory from
Pollution Probe (“PP”)

INTERROGATORY

Reference:

EGI_F-1-1_Attachment 1_Redacted_20221220 Appendix B6: Project Correspondence

Question(s):

A directly affected landowner indicated concerns related to shallow bedrock along the proposed pipeline route. Please provide a copy of any communications or materials provided related to homes or businesses along the route related to the potential for rock excavation and/or blasting.

Response

As documented in the Appendix B6 of the Environmental Report, two directly affected landowners noted the potential for shallow bedrock in area. These comments were provided as feedback on the Preferred Pipeline Route as sought through newspaper notices, letters, and a Virtual Information Session held from June 20, 2022, to July 2, 2022. As described in the Environmental Report, bedrock is likely to be encountered during construction. With the implementation of the mitigation and protective measures documented in the Environmental Report, no significant adverse residual impacts as a result of bedrock removal or disturbance are anticipated. For additional information regarding the likelihood to encounter bedrock and the proposed construction methods, please refer to responses provided in Exhibit I.PP.22.

ENBRIDGE GAS INC.

Answer to Interrogatory from
Pollution Probe (“PP”)

INTERROGATORY

Reference:

EGI_F-1-1_Attachment 1_Redacted_20221220

Question(s):

- a) What is the closest distance from the proposed construction and Peninsula Lake?
- b) What specific mitigation is planned in relation to potential blasting near Peninsula Lake?
- c) What approvals (if any) does Enbridge need to construct (including blasting) close to fish habitat (i.e. Peninsula Lake)?

Response

- a) The shortest distance between Peninsula Lake and the proposed pipeline is estimated to be approximately 70 metres.
- b) Should blasting be required, blasting will occur a minimum of approximately 70 metres from Peninsula Lake. As discussed in Table 5.1 of the Environmental Report,¹ no impacts to aquatic resources are anticipated, and therefore no mitigation measures are recommended.
- c) Enbridge Gas is not aware of any permits or approvals required to construct (including blasting) when the approximate distance from the proposed construction works to fish habitat (i.e., Peninsula Lake) is 70 metres.

¹ Exhibit F, Tab 1, Schedule 1, Attachment 1

ENBRIDGE GAS INC.

Answer to Interrogatory from
Pollution Probe ("PP")

INTERROGATORY

Reference:

Exhibit D, Tab 1, Schedule 1, Page 6.

Question(s):

Enbridge indicates that it has not yet received the TSSA completed review or approval for the proposed project. Please provide a copy of the sign off by TSSA if it has been received.

Response

Enbridge Gas has been in communication with the TSSA and has been notified that their review is underway. To date, no concerns have been raised from the TSSA regarding their review.

ENBRIDGE GAS INC.

Answer to Interrogatory from
Pollution Probe ("PP")

INTERROGATORY

Reference:

EGI_F-1-1_Attachment 1_Redacted_20221220

Question(s):

- a) How many water well are located within 100 meters of the proposed pipeline?
- b) What is the closest water well located to the proposed pipeline?
- c) Has Enbridge conducted a pre-construction well monitoring program along the proposed pipeline? If yes, please provide a copy.
- d) What cost estimate has Enbridge included in the project for well monitoring during construction?

Response

- a) Based on the Ministry of the Environment, Conservation and Parks ("MECP") Water Well Records ("WWRs") database, there are 22 WWRs located within approximately 100 metres of the proposed pipeline.
- b) Based on the MECP WWRs, the closest WWR is located 0.4 metres away from the proposed pipeline but is an abandoned test hole monitoring well. The closest domestic water supply well is located 24 metres away from the proposed pipeline.
- c) Participation in a pre-construction well monitoring program will be offered to residents. Well monitoring results will be provided directly to the owner of the well.
- d) Participation in a pre-construction well monitoring program will be offered to well owners. Well monitoring is completed by a third-party consultant. Enbridge Gas commits to completing well monitoring for well owners that choose to participate. Enbridge Gas has allocated \$12,000 to undertake well monitoring for the Project.

ENBRIDGE GAS INC.

Answer to Interrogatory from
Pollution Probe ("PP")

INTERROGATORY

Reference:

EGI_F-1-1_Attachment 1_Redacted_20221220

Question(s):

- a) Please provide details on the assessment of bedrock along the proposed pipeline route.
- b) What portion of the total length of the proposed pipeline does Enbridge expect to encounter bedrock (meters or % of total length). Please provide the basis for this estimation.
- c) What number of 110 proposed services does Enbridge expect to encounter bedrock. Please provide the basis for this estimation.
- d) Has Enbridge received a contractor cost estimate for the length and method (e.g. blasting) of rock excavation along the proposed route? If yes, please provide a copy. If no, what is the project cost estimate related to rock excavation based on?
- e) Please provide Leave to Construct project references for constructing similar pipelines through bedrock and the cost per meter incurred.

Response

- a) – c)
There were 47 test digs completed at standard depth by the Contractor to determine bedrock percentage within the Project area. Based on the results from the test digs, approximately 10% bedrock is expected along the proposed pipeline route.
- d) Given the field validated site conditions, Enbridge Gas and the Construction Contractor plan to use a hoe ram as the primary method to remove the bedrock. Enbridge Gas has not received cost estimate details broken down in the manner

requested by PP. Rather, based on field data and pipeline design drawings, the Company's cost for installation has been increased to account for the hoe ram, lower production levels, removal of rock and the suitable replacement material. The data collected from the test digs indicated 8% of the area would be impacted. As such, an increased cost has been forecasted for 10% of the construction work to account for additional equipment, removal and lower production levels as a result of the presence of bedrock.

- e) Please refer to the response at EB-2019-0188, Exhibit I.STAFF.3. Similar ground conditions were encountered in the North Bay (Northshore and Peninsula Roads) Community Expansion project. However, the cost associated with the excavation and breaking of rock was not individually tracked nor isolated from the overall labor and construction costs for that project. The presence of rock as well as variations in elevation along the highway and municipal road allowance affected the cost per metre for the installation of both distribution and service piping on the North Bay Community Expansion project.

ENBRIDGE GAS INC.

Answer to Interrogatory from
Pollution Probe ("PP")

INTERROGATORY

Reference:

Exhibit D, Tab 1, Schedule 1, Page 4.

Question(s):

Please provide a copy of Enbridge Gas Specifications for rock excavation.

Response

Please see the following attachments this response:

- Attachment 1 (Specification for Rock Excavation)
- Attachment 2 (Specification for Excavation, Cover, and Clearance)
- Attachment 3 (Pipe Excavation Standard)

Specification for Rock Excavation

3.10.1 Application

This specification applies to all solid rock (in its original formation) encountered in trenching for pipelines that must be removed. Throughout this specification, all sections applicable to rock excavation using cartridge-based rock breakers are identified with the statement “applicable to cartridge based rock breakers.”

For blasting requirements as they related to third party work, refer to section 11 of the [GDS Third-Party Requirements in the Vicinity of Natural Gas Facilities Standard](#).

3.10.2 References

- [C&M Manual Section 3.17, “Specification for Backfill”](#)
- [GDS Third-Party Requirements in the Vicinity of Natural Gas Facilities Standard](#)

3.10.2.1 EHS References

- Construction Regulations, Sections 196-206

3.10.3 General Requirements

Exercise great care to prevent damage to underground structures such as cables, conduits and pipelines, and water wells, springs and other underground water courses. Consult Environmental Construction Permitting when blasting near water courses. If the techniques of the contractor appear to be injurious to these installations or formations, the company maintains the right to require the cessation of work.

Solid rock will be removed to a depth of 100 mm below the standard ditch depth to allow for padding between the rock and the pipe. The excavated ditch will be padded to a minimum thickness of 100 mm with earth, sand (free from rock), or other protective material per C&M Manual Section 3.17, “Specification for Backfill”. The padding material is to be placed in the trench in such a manner as to protect the pipe and the pipe coating from any hard points of rock. Use rockshield in locations where appropriate.

Applicable to cartridge-based rock breakers - all operators must be certified and must carry proof of such certification while operating this equipment.

3.10.4 Use of Explosives

3.10.4.1 General

The District Engineer will be notified of the contractor's intention to use any explosive and may give consent to such use only after careful examination of the particular site. After careful inspection of the site, if there is an existing pipeline within 30 m of any proposed blasting, the [Blasting and Pile Driving Form](#) is to be filled out for blasting approval. When it is necessary to use explosives, blasting will not be done until occupants of nearby buildings, stores, houses, places of business, and landowners have been notified in writing by the contractor sufficiently in advance to protect property and livestock. The Qualified Individual will be present during blasting.

Take every precaution to protect the public and its workers from any injury or harm which might arise from the use of explosives. Only qualified workers in handling explosives will be permitted to supervise, handle, haul, load, or detonate explosives.

Blasting is not permitted within 5 m of an existing operating pipeline without a consultant's recommendation and Pipeline Engineering's written approval. However, in no event will any explosives be used at a point where, in the opinion of Pipeline Engineering, the use of such explosives would be dangerous to the existing pipeline(s) of the company. A minimum of 72 hours notice must be given to the company so that mainline valves may be inspected for accessibility and operability before blasting.

Where specified, furnish the necessary equipment to employ air bubble curtains at water crossings for the protection of fish and wildlife during blasting operations.

3.10.4.2 Blasting Consultant

The contractor will employ, at its expense, the services of a blasting specialist to advise on drilling, loading patterns, and vibration levels, as deemed necessary.

3.10.4.3 Storage and Handling

Under no circumstances will detonating caps be stored with explosives. Store detonating caps in a separate place according to applicable codes and regulations. Do not prime or fuse explosives until just before use. Under no circumstances are loaded and fused holes to be left overnight.

3.10.4.4 Flyrock and Matting

Blanket all shots using heavy duty rubber blasting mats in good condition (e.g., joined tires). Do not use mats that have suffered a significant loss of rubber laminations. Do not use overburden material and sandfill as matting material.

Keep all flyrock to an absolute minimum and do not allow flyrock to be deposited outside the right-of-way. If flyrock is scattered over the right of way or adjacent

property, clean up such flyrock to the satisfaction of the landowner and his tenants. Haul the flyrock to a satisfactory location for disposal. If, in the opinion of the Qualified Individual, the amount of rock scattered over the right of way or adjacent property is unwarranted, the company maintains the right to require the cessation of work.

Notwithstanding the above requirements, place the mats over the blast area with the following minimum laps:

1. Within 50 metres of any house, building, structure, hydro tower, overhead wire, or parked car, the mats will be double layered with lapped joints.
2. Use a 25% (minimum) lap at each abutting mat elsewhere.

Lay additional mats, as necessary, to control flyrock and to protect seismographic equipment at blast monitoring locations.

3.10.4.5 Warning Signals

Give distinct warning signals with an air horn during all blasting.

- Give five short signals to warn of pending detonation and need to clear the area.
- Give three short signals immediately before the blast.
- Give one long signal after the blast to indicate the safe completion of the blast.

3.10.4.6 Blasting

Do not blast before 8:00 a.m. or after 7:00 p.m., nor on Sundays and statutory holidays. In addition, do not start loading for any blast unless the loading can be completed and the blast matted and detonated no later 7:00 p.m.

3.10.4.7 Vibration Limits

During all blasting operations, the contractor will limit the ground vibration operated by each blast to the following limits:

- Where blasting is occurring within 30 m of an existing operating pipeline, the vibration will be controlled to a maximum peak particle velocity (PPV) of 50 mm/s above the pipeline.
- Where blasting is occurring within 200 m of any structure and any other sites as required by the company, the peak particle velocity will not exceed 50 mm/s.
- In ground adjacent to concrete or grout in place less than 60 hours, the peak particle velocity will not exceed 10 mm/s.

The above limits refer to the intensity of the ground vibrations generated by blasting in any of the three mutually perpendicular planes, measured at the nearest point

above a line to the location of the blasting. Vibration monitoring shall be supplied by the contractor at its expense.

The contractor must submit revised blasting patterns to the company as set out in this specification, if unable to maintain satisfactory levels of vibration during blasting.

3.10.4.8 Monitoring Procedures for Blasting Near Existing Pipeline

The blasting contractor will retain the services of a blasting consultant to monitor vibration levels on existing company pipelines during each blast if:

- The pipeline is greater than NPS 12; or
- The pipeline, at the time of blasting, is operating at a pressure greater than 1,723 kPa; or
- The maximum explosive charge per delay values exceed those given in Table 3.10.1.

The blasting consultant will also monitor the vibration and air overpressure levels at any nearby houses and structures within a minimum of 200 m from the blast and any other sites as required by the company.

The monitoring equipment will consist of a portable seismograph capable of producing on site printouts that include the following information:

- Ground vibrations up to 200 millimetres per second (mm/s) of peak particle velocity (PPV) in the three mutually perpendicular directions.
- Frequency of all three mutually perpendicular directions.

Set up the transducers at the nearest point above a line to the location of the blasting.

The contractor will assist the blasting consultant in setting up the equipment, in the event that monitoring is required on an existing pipeline. All excavation in the vicinity of existing pipelines will be carried out in the presence of a Qualified Individual and only after the pipe location has been established by electronic means.

The printout of each seismographic reading will be given to the Qualified Individual immediately after each blast.

Table 3.10.1

Stand-off distance from facility (m)	Maximum Explosive Charge (kg per delay)
5	1.00
6	1.44
7	1.96

Stand-off distance from facility (m)	Maximum Explosive Charge (kg per delay)
8	2.56
9	3.24
10	4.00
12	5.76
14	7.84
16	10.24
18	12.96
20	16.00
22	19.36
24	23.04
26	27.04
28	31.36
30	36.00

3.10.4.9 Excessive Vibration Readings

If there is any one seismographic reading in excess of the limits set out above, the following will apply:

1. Should any two consecutive seismographic readings fall between 50 and 80 mm/s PPV, the blasting contractor will cease all further blast hole loading other than those required for a third reading. The pipe will be exposed and a third reading will be taken on the pipe.
 - If this third reading is below 50 mm/s PPV, blasting may continue.
 - If the third reading exceeds 50 mm/s PPV, the blasting contractor will cease all blasting in the area and move to a new area and continue blasting. The blasting contractor will then submit a revised loading pattern to the company for review in the area where blasting has been discontinued.
2. Should any one seismographic recording be in excess of 80 mm/s PPV, the contractor will cease all further blast hole loading other than those required for one subsequent reading. The pipe will be exposed and the subsequent reading will be taken on the pipe.
 - If this reading is below 50 mm/s PPV, blasting may continue.
 - If this reading exceeds 50 mm/s PPV, the contractor will cease all blasting in the area and move to a new area and continue blasting. The contractor

will then submit a revised loading pattern to the company for review in the area where blasting has been discontinued.

3. In any area where blasting has been discontinued, blasting may only be resumed when permitted by the Qualified Individual.

3.10.4.10 Excavating and Backfill

When excavating loose rock from the trench after blasting, the contractor must keep loose rock separate from any overburden that has previously been stripped. This can either be done by piling the overburden on the "spoil" side of the trench and the loose rock on the "work" side of the trench to be hauled out, or by piling both the overburden and the loose rock separately on the spoil side of the trench. The method to be used will depend upon the amount of overburden, width of the trench, and the type of terrain. The Qualified Individual will decide the preferred method and the material to haul away.

After backfilling operation is complete, the contractor will remove excess material from the right-of-way. The material will be disposed of at a location satisfactory to the Engineer. This is also applicable to cartridge based rock breakers.

3.10.4.11 Permits

Any permits necessary for blasting will be obtained by and at the expense of the contractor (unless specified in the work description in the construction contract) to comply with all legal requirements in connection with the use, storage, and transportation of explosives, including but not limited to the Canadian Explosives Act. Proper notification will be made to the authority having jurisdiction when required and conformance with all legal requirements will be made.

3.10.5 Damages

The contractor will take all necessary precautions not to damage any structure owned by others. If damage should occur, the owner of the damaged structure will be contacted jointly by representatives of the company and the contractor and the repairs will be made at the contractor's expense under the direction and to the satisfaction of the owner. This also includes damage to company pipelines. This is also applicable to cartridge based rock breakers.

3.10.6 Measurements

Rock removed for the clearing of right-of-way will not be considered as rock excavation.

A record of the location and quantities of all trench excavation classified as solid rock will be made for each property by the Inspector. This record will be submitted to the contractor for acceptance and signature, after acceptable trench has been completed across the property. When signed by authorized representatives for both parties, this

record will form the basis for calculating the compensation due to the contractor for trenching in solid rock.

All areas to be considered as loose rock requiring removal by backhoe must be authorized by the Qualified Individual at the time the trench is being dug. No other areas will be considered loose rock excavation. This is also applicable to cartridge based rock breakers.

Specification for Excavation, Cover, and Clearance

3.9.1 Application

This specification applies to all excavations and new installations, regardless of excavation method as well as new underground structures installed in close proximity to existing pipelines. For additional information regarding excavating and blasting rock, refer to C&M Manual 3.10, "Specification for Rock Excavation".

For excavation, cover, and clearance as it relates to third-party work, refer to section 3 and 4 of the [GDS Third-Party Requirements in the Vicinity of Natural Gas Facilities Standard](#).

3.9.2 References

- [C&M Manual 3.S-608-1, "Installation of Tracer Wire"](#)
- [C&M Manual 3.8, "Specification for Sod Lifting and Re-vegetation"](#)
- [C&M Manual 3.10, "Specification for Rock Excavation"](#)
- [C&M Manual 3.24, "Specification for Tile Repair"](#)
- [C&M Manual 3.37, "Specification for Boring and Directional Drilling"](#)
- [C&M Manual 3.41, "Specification for Field Bending of Steel Pipe"](#)
- [C&M Manual 3.51, "Specification for Construction & Maintenance Planning"](#)
- [C&M Manual 3.53, "Specification for Crossing Sewer Lines"](#)
- [C&M Manual 12.2, "Line Locates"](#)
- [C&M Manual 12.3, "Uncovering Active Pipelines"](#)
- [C&M Manual 12.4, "Sloping and Shoring"](#)
- [C&M Manual 12.5, "Gas Line Supports"](#)
- [C&M Manual 18.27, "Working Near Overhead Electrical Lines"](#)
- [ECS Manual, "Hazardous Materials – Silica – Handling, Storage, and Disposal"](#)
- [GDS Confined Space Standard](#)
- [GDS Pipe Excavation Standard](#)
- [GDS Pipeline Depth of Cover Standard](#)
- [GDS Third-Party Requirements in the Vicinity of Natural Gas Facilities Standard](#)
- TSSA, "Guidelines for Excavating in the Vicinity of Utility Lines"

The controlled version is located on the Source. All copies (printed or electronic) are uncontrolled.

Construction and Maintenance Manual Section 3 - Construction Contract

3.9
Specification for Excavation, Cover, and Clearance



3.9.3 General

3.9.3.1 Prior to Excavation

Content Moved

The legacy content you are looking for has been superseded by integrated content located in the GDS Document Library.

Go to [Pipe Excavation Standard](#) for the new content.

Conduct an assessment of the site to determine requirements for the excavation and determine if support for the excavation is required. Adequate support may be achieved by proper sloping, shoring, or an engineered support system. Follow C&M Manual 12.4, “Sloping and Shoring”.

In accordance with CSA Z662-15, Clause 7.9.8, where welding is to occur within a bell hole, that bell hole shall be of a size to provide the welder with sufficient access so that their skill and safety are not impaired. This includes ensuring there is enough space to ensure adequate ventilation.



Caution

Varying site conditions can increase the risk of trench wall failures. To reduce the risk of trench wall failures follow section 12.4.3.1 – Mitigating Trench Wall Failures found in C&M Manual 12.4.

Content Moved

The legacy content you are looking for has been superseded by integrated content located in the GDS Document Library.

Go to [Pipe Excavation Standard](#) for the new content.

Review and complete the Worksite Hazard Checklist (Form 8224) as per the requirements in C&M Manual 3.51, “Specification for Construction & Maintenance

The controlled version is located on the Source. All copies (printed or electronic) are uncontrolled.

Construction and Maintenance Manual
Section 3 - Construction Contract

Planning”. Ensure appropriate control methods are present to mitigate any potential hazards identified on the checklist.

A minimum 1.0 m buffer zone shall be clearly designated and marked off around the work area. Appropriate methods of demarcation include white lining, pylons, caution tape, or spotters. If soil conditions are unstable, consideration should be given to expand the safety zone and establish shoring as required.

3.9.3.2 During Excavation

When working around excavating equipment:

- If not involved directly with the work, maintain a minimum of 1.0 m safe distance from the work area, including spoil pile, rocks, construction material and any moving machinery.
- The buffer zone is measured from the edge of the excavation to the edge of any equipment or construction material.
- When working in the excavation area, where possible, stay beyond the moving radius of the equipment.



Caution

Employees are to avoid contact with mechanical equipment in the process of excavating. In situations where excavation equipment must be cleaned prior to removal from the excavation, utilize a tool with an insulated wood or fibreglass handle.

- Before entering the moving radius of the equipment, make eye contact with the operator. While working, be aware of equipment blind spots and avoid entering or standing in them.

Where an operator of a vehicle or mobile equipment does not have a full view of the intended path of travel or excavation, the equipment may only be operated as directed by a signaler who is competent and stationed in full view of the operator, the intended path of travel, and stationed clear of the intended path of travel.

If the excavation spans more than one day, ensure that the bell holes are fenced and marked with restricted area flagging, if permitted. If not permitted, backfill the bell holes.



Caution

Keyhole excavations and vaults may be considered a confined space per the GDS Confined Space Standard. Prior to working in or entering a keyhole, ensure the requirements of GDS Confined Space Standard are met.

The controlled version is located on the Source. All copies (printed or electronic) are uncontrolled.

3.9
Specification for Excavation, Cover, and Clearance



3.9.4 Method of Construction

Content Moved

The legacy content you are looking for has been superseded by integrated content located in the GDS Document Library.

Click [Pipeline Depth of Cover Standard](#) to go to the new content.

3.9.4.1 Cover

Content Moved

The legacy content you are looking for has been superseded by integrated content located in the GDS Document Library.

Click [Pipeline Depth of Cover Standard](#) to go to the new content.

3.9.4.2 Clearance to Underground Utilities

Table 3.9.2, “Pipeline Clearances between Underground Utilities and/or Structures” outlines the requirements for clearances between company pipelines and other known utilities and structures, not including electric utilities (>30kV), above or below grade. For clearances to electric utilities (>30kV), see Section 3.9.4.3.

The controlled version is located on the Source. All copies (printed or electronic) are uncontrolled.

Construction and Maintenance Manual Section 3 - Construction Contract

Table 3.9.1: Pipeline Clearances between Underground Utilities and/or Structures

	Other Utility and/or Structure	
Company Pipeline	Gas, Water, Sewer, Communication, Hydro (< 30kV), etc.	Drainage Tile (clay tile, Big 'O' perforated tile)
Steel	300 mm *	50 mm
Plastic (tracer wire)	300 mm *	50 mm

* When crossing other underground utilities and/or structures, reduced clearance to a minimum of 50 mm is allowable provided all the following requirements are completed and documented:

- a. The reduced clearance is approved by the other utility prior to installation.
- b. Double wrap steel pipelines with Tapecoat 20 for a minimum of 100 mm on each side of the crossing.
- c. Place an additional durable, non-conductive material such as rubber or plastic (minimum 9 mm thick) between the Company pipeline (including tracer wire) and the other utility/structure to prevent contact for a minimum of 100 mm on each side of the crossing.
- d. When a reduced clearance is required, clearly note all exposed underground structures (including culverts, sewers, etc.), clearances and installed protection (b & c above) on the as-built drawing or DMWO.

Installations through trenchless technologies must meet the requirements in Table 3.9.2, except protection requirement c), as well as the following additional conditions:

- The crossing location is daylighted as per section 3.53.7.
- The drill head is only being pushed past the facility and is not spinning until the head has exited the pit.
- The pit has a minimum clearance of 300 mm from buried utilities so that when the drill head enters the pit, it can be adjusted if it appears that it will contact the existing facility.

Pipelines must not cross below electrical transformer pads or electrical ground grids/rods/electrodes (i.e., 300 mm clearance must be a horizontal separation).

3.9.4.3 Clearance to Electric Utilities (>30kV)

Below Ground Cable Systems

The controlled version is located on the Source. All copies (printed or electronic) are uncontrolled.

3.9

Specification for Excavation, Cover, and Clearance



Where below ground cables and associated grounding components operating greater than 30 kV are less than 10 m from a pipeline at any point, OR where cables are within 100 m and parallel for a minimum of 1000 m to a pipeline, the following is required:

- For steel pipelines, an engineering study by an approved consultant is required. Contact Stations, Electrical & Controls Engineering.
- For plastic pipelines, install dead front test boxes per C&M Standard Drawing 3.S-608-1, "Installation of Tracer Wire". When the cable is within 1 m of the plastic pipeline, an additional durable, non-conductive material such as rubber or plastic (minimum 9 mm thick) shall be installed between the company pipeline (including tracer wire) and the other utility/structure to prevent contact for 1 m on each side.

NOTE: *Below ground electric utilities operating above 30 kV installed with a separation of 1 m or less from steel pipelines significantly reduces the ability to mitigate. Any splices incorporating ground discharge points (bare metallic contact to earth) installed with a separation of 10 m or less from the pipeline significantly reduces the ability to mitigate.*

Overhead Power Lines



Caution

Where equipment is to be operated near a live power line carrying electricity at more than 750 V, refer to C&M Manual 18.27, "Working Near Overhead Electrical Lines".

Where overhead power line systems operating greater than 30 kV are within 100 m and parallel for a minimum of 1000 m to a pipeline, the following is required:

- For steel pipelines, an engineering study by an approved consultant is required. Contact Stations, Electrical & Controls Engineering.
- For plastic pipelines, systems will require dead front test box installations as per C&M Standard Drawing 3.S-608-1 along with an additional durable, non-conductive material such as rubber or plastic (minimum 9 mm thick) between the Company pipeline (including tracer wire) and the other utility/structure to prevent contact for 300 mm each side.

Table 3.9.3 outlines the minimum offsets for pipelines to overhead tower footings and any associated grounding components are required:

Table 3.9.2: Pipeline offsets to overhead tower footings

System Voltage (kV)	Offset (m)
35	2.1
69	5
115	9
138	11
230	18

The controlled version is located on the Source. All copies (printed or electronic) are uncontrolled.

**Construction and Maintenance Manual
Section 3 - Construction Contract**

Specification for Excavation, Cover, and Clearance

System Voltage (kV)	Offset (m)
500	41
735	60

Where these offsets cannot be met, the following is required:

- For steel pipelines, an engineering study by an approved consultant is required. Contact Stations, Electrical & Controls Engineering.
- For plastic pipelines, systems will require dead front test box installations as per C&M Standard Drawing 3.S-608-1 along with an additional durable, non-conductive material such as rubber or plastic (minimum 9 mm thick) between the Company pipeline (including tracer wire) and the other utility/structure to prevent contact for 300 mm each side.

3.9.4.4 Clearance to Electrical Equipment >30 kV

It is important to maintain adequate separation from electric utility and customer electrical equipment 30 kV and greater, to protect personnel and facilities. The following requirements apply to both pipelines and station facilities (system and customer).

NOTE: *Additional mitigating equipment is required for any natural gas powered generators fed by Union Gas station facilities. For these installations please contact Stations, Electrical & Controls Engineering.*

Table 3.9.4 outlines the minimum below grade separation distances of Union Gas metallic assets (pipelines and stations) to the >30 kV electrical equipment and associated grounding components.

All above grade Union Gas assets must maintain a minimum separation of 2.4 meters from the above grade electrical equipment

NOTE: *For stations, the prescribed separations apply only to any metallic component of the station (e.g., tracer wire on plastic pipe, steel pipe, metal fences, metal posts, metal bollards, metal enclosures or equipment).*

Table 3.9.3: System Voltage (kV) and Minimum Separation Requirements

System Voltage (kV)	Minimum separation (m)
35	2.1
69	5
115	9
138	11
230	18

The controlled version is located on the Source. All copies (printed or electronic) are uncontrolled.

**3.9
Specification for Excavation, Cover, and Clearance**



System Voltage (kV)	Minimum separation (m)
500	41
735	60

NOTE: A study may be required if the above minimum separations are not achieved, contact Stations, Electrical & Controls Engineering.

3.9.5 Additional Considerations

Where a facility has not been uncovered, expose by hand digging to verify depth.

Where a trench is excavated underneath a gas pipeline, refer to C&M Manual 12.5, “Gas Line Supports”.

Where trenching is across or adjacent to roads, highways, railways, irrigation or drainage ditches, creeks, rivers, ravines, and other water courses, farm terraces, and at points where the contour of the earth may require extra depth, the contractor will, at no additional compensation, excavate to such additional depth as may be necessary to meet the requirements of the company, the landowner, and any public or private authority having jurisdiction over same. The contractor shall maintain control of ditch water in sloping land when trenches are open by the use of adequate culverts, hard plugs, soft plugs, water stops, berms, surface ditching, or dikes. Dig the trench to such additional depth necessary to lay the pipeline under other pipelines or underground metallic structures to the clearances required in this specification.

Where drain tile is encountered, follow the requirements and instructions for clearances and damage repair as described in C&M Manual 3.24, “Specification for Tile Repair”.

Field bending of steel pipe should be minimized. To accomplish this cut the trench deeper in approaches to roads, railway crossings, uneven ground surfaces, and through small ravines. When practical, if the road being crossed is a Provincial Highway, or when a Municipal drain is located within the right-of-way at the crossing point, dig the trench in such a manner that no bends are installed on any road crossing within 15 m of either limit. It is the company's intention that the contractor operates the trenching machine at various depths, to achieve the required depth of cover. Maximum bending limits are specified in C&M Manual 3.41, “Specification for Field Bending of Steel Pipe”.

When determining the pipeline route or right-of-way location, any requirements to avoid damage to cultivated shrubbery, trees, etc. or allow for future development on private land must be included in the planning process to ensure company requirements can be met.

When a pipeline is laid across lawns, remove the turf and lay aside to facilitate replacement after the pipeline is laid and backfilled as per C&M Manual 3.8, “Specification for Sod Lifting and Re-vegetation”. When using heavy equipment on lawns, take care to avoid damage to the turf and shrubbery. Cleated equipment is

The controlled version is located on the Source. All copies (printed or electronic) are uncontrolled.


**Construction and Maintenance Manual
Section 3 - Construction Contract**

not permitted. Bore under trees or tree roots at the direction of the Qualified Individual.

Where possible, in areas where the paving extends from building line to building line, lay the pipeline under the sidewalk rather than under the road pavement.

Bore or directional drill paved road crossings at the discretion of the Qualified Individual and as outlined in C&M Manual 3.37, "Specification for Boring and Directional Drilling."

3.9.6 Uncovering Active Pipelines

Content Moved 

The legacy content you are looking for has been superseded by integrated content located in the GDS Document Library.

Go to [Pipe Excavation Standard](#) for the new content.

3.9.7 Concrete or Asphalt Removal

If Union Gas employees are milling, cutting, or otherwise disturbing concrete or asphalt, follow the ECS Manual, "Hazardous Materials – Silica – Handling, Storage, and Disposal".

To minimize the amount of breaking and repair, use a saw to score the concrete so that a clean sharp edge will be left when the trench allowance is broken out.

The controlled version is located on the Source. All copies (printed or electronic) are uncontrolled.



Pipe Excavation Standard

1 Application

This standard applies to ground disturbances to expose energized and de-energized natural gas facilities and safe excavation.

2 Terms and Definitions

The following terms and their definitions are found in this document.

competent worker: A Company-designated representative who:

- Is qualified because of knowledge, training, and experience to perform the required duties.
- Is familiar with the Occupational Health and Safety Act and with the codes and regulations that apply to the work.
- Has knowledge of any potential or actual danger to health or safety in the workplace.

excavation area: The immediate area where the ground disturbance will occur (within the work area).

ground disturbance: Any work, operation, or activity that results in the penetration of the ground to any depth.

ground disturber: The company or entity directing and performing the ground disturbance work.

hand-expose zone: The area around the underground infrastructure where ground disturbance can only take place by hand digging or vacuum excavation. The hand expose zone changes after positive identification of the underground infrastructure.

hand digging: Any movement of earth using a hand shovel.

hard surface: Material that is being used as a finishing surface that cannot easily be penetrated by hand tools (e.g., asphalt, road base concrete, sidewalk surface).

locate area: Establishing limits around the area to be excavated creates the locate area. The locate area is the area within which the locate is provided.

mechanical excavation: Any movement of earth using equipment operated by means of mechanical, hydraulic, electrical, or pneumatic power, other than approved tools for positive identification, engaging in ground disturbance.

positive identification: Visually locating (daylighting, exposing, digging test holes to determine) the location, depth, and size of a below-grade facility by using either vacuum excavating or hand digging. This includes elevation or alignment changes that can alter the depth or direction of the pipe (e.g., 90- and 45-degree elbows,

fittings, plugs, weldolets, flanges, branch piping, known abandoned facilities, etc.).
For more information see [5.2.2 Positive Identification on page 5](#).

vacuum excavation: The use of pressurized water to loosen soil, followed by the use of a vacuum to extract the loosened soil.

work area: The area within the located area in which the ground disturber (excavator) proposes to carry out a ground disturbance.

3 Prerequisites

N/A

4 Related Content

N/A

5 Requirements

This section describes the requirements for pre-excavation activities, including locates, and excavation activities, including emergency excavations.

5.1 Locates and Pre-Excavation Requirements

Prior to excavation, locate requests must have been completed for the proposed work area. All required locate documentation must always be on site prior to and during the excavation. For further information on pipeline locating, refer to LEGD C&M 7.2 Locates and Permits or LUG C&M 12.2 Line Locates.

All required documentation must be on site and reviewed by all parties involved in the ground-disturbance work. The required documentation can include, but is not limited to:

- Construction drawings.
- As-built records.
- Field notes.
- Any relevant permits and authorization.

A competent worker must locate the pipeline with plant records and an approved locating device prior to excavation.

The competent worker must review the locate paperwork and field markings with the operator and field workers tasked with completing the excavation work to ensure accuracy. This review must include, but is not limited to:

- Ensuring accuracy of paint or markings, paperwork drawings, and measurements.
- Reviewing expiry dates.

- Ensuring all listed underground infrastructure have been marked on the ground and recorded on the paperwork and confirming the ground markings match the locate paperwork.
- Reviewing the locate area and excavation area to ensure the excavation area has been fully contained within the locate area.
- Checking Alternative Locate Agreement requirements.

A visual inspection of the locate area must be performed to identify any possible change in conditions since the locates were performed. New locates must be requested if required.

Readily visible signs of underground infrastructure include pedestals, risers, meters, new trench lines, new buried facility flags, and service feeds from buildings and homes.

A power sweep must be performed in the immediate excavation area.

- When there is evidence of unmarked underground infrastructure the suspected infrastructure (utility) owner, locate service provider (LSP), or property owner (if private infrastructure is suspected) must be contacted to review the locate.
- If there is still uncertainty, only vacuum excavation or hand shovels may be used to dig; work may proceed as if infrastructure is present until confirmed otherwise.

5.2 Excavation

Before mechanical excavation within the hand expose zone before positive identification can occur, the pipeline must be positively identified (with the exception of [5.2.3.2 Method 2 – Hand Digging and Excavating Over the Pipe on page 7](#)) using approved tools for positive identification. This must be done in accordance with [5.2.2 Positive Identification on page 5](#) and [5.2.3 Methods of Positively Identifying Pipelines on page 6](#).

The hand expose zone before positive identification must be measured from the locate markings (paint or flags) and may consider the diameter of the pipe. For more information about hand expose zone, see [5.2.2 Positive Identification on page 5](#).

Mechanical tools can be used to break and remove the hard surface, provided the activity does not disturb the soil beneath or further reduce cover other than the thickness of the hard surface being removed. Once the hard surface has been removed, follow the requirements in [5.2.2 Positive Identification on page 5](#) and [5.2.3 Methods of Positively Identifying Pipelines on page 6](#).

Concrete below the road and sidewalk layers must not be removed without consultation with the utility owners, as these structures may contain utility lines or be part of a protective cap for the pipeline.

When working in the vicinity of other underground infrastructure, when necessary expose and support the infrastructure in accordance with the infrastructure owners' specifications.

If an unidentified or inaccurately marked underground infrastructure is found during excavation, the infrastructure owners must be notified, and excavation must be stopped until the issue has been resolved.

Vacuum excavation is the recommended method for ground disturbance within or in the direct vicinity of stations. If vacuum excavation is not an effective method within station compounds, hand digging and mechanical excavation can occur provided that:

- All buried utilities have been verified through surface locates (utility or private locates as necessary).
- There is confirmation that all assets within the excavation area have been isolated or de-energized.
- All piping and electrical within the excavation area have been positively identified following the methods outlined in [5.2.3 Methods of Positively Identifying Pipelines on page 6](#).
- The accountable Operations manager (Stations or STO) approves the use of mechanical equipment through the work permit or procedure of work process, and the approval must be included as an appendix.

When excavating pipe suspected of having imperfections or damage, ensure the pipeline pressure has been reduced to a safe working pressure. Monitor the pressure throughout the excavation to ensure it stays at a safe level.

- Plant intended to operate at or above 30% SMYS – Contact Integrity to determine the safe working pressure.
- Plant intended to operate under 30% SMYS and above 1,200 kPa – Consideration should be given during the planning process to determine if lowering the pressure is required for the specific repair type.

If damage to a pipeline (or other Company assets) occurs or is discovered during excavation, LUG must immediately contact Emergency Dispatch and Legacy Enbridge must contact the Work Management Center (WMC). For LEGD, refer to the Construction and Maintenance Manual (C&M) 8.16 Damages to Company Gas Plant; for LUG, refer to DOM 10 Plant Damage Prevention. If damage to other underground infrastructure occurs or is discovered during excavation, the infrastructure owner must be notified.

Ensure all the requirements of LEGD C&M 7.4 Compression Couplings and LUG C&M 12.3.5 Working with Unrestrained Compression Couplings are followed.

5.2.1 Approved Tools for Excavation

Tools other than those listed in this section can be used for mechanical excavation provided they are approved for use and the clearances indicated in [5.2.4 Mechanical Clearance on page 8](#) are maintained.

When using a backhoe bucket to mechanically excavate, consideration can be given to protect the teeth of the bucket using a flat bar, toe plate guard, or equivalent when digging in the vicinity of pipelines or other underground infrastructure.

5.2.1.1 Tools for Positive Identification

Positive identification must be done with Company-approved tools. Tools approved for positively identifying a pipeline are:

- Vacuum excavation
- Shovel (insulated handle)
- Clay spade
- MBW Soil Pick

Note



Clay spade usage:

- Can be used to assist while hand digging based on soil conditions.
- If within 1 m of the locate markings of electrical cables, or within 1 m of exposed electrical cables, the clay spade must not be used.
- If pipeline material is copper, a clay spade must not be used.

5.2.1.2 Probing Tools

Probing tools must not be used to positively identify a pipeline. Probing tools must only be used to:

- Maintain mechanical clearance (provided positive identification has been performed and is maintained).
- Determine depth of cover.
- Break up hard soil while hand digging.

The approved probing tools are:

- Tunnel bar (LEGD)
- Probe bar (LUG)

5.2.2 Positive Identification

The hand expose zone for vital and non-vital pipelines is different before and after positive identification. Before positive identification it must be measured from the locate markings. After positive identification it must be measured from the edge of the pipeline; see [Table 5-1: Hand-Expose Zone Measurements on page 5](#) for measurements.

Note



For the vital pipeline criteria, refer to [Pipeline Designations](#).

Table 5-1: Hand-Expose Zone Measurements

	Before positive identification	After positive identification
Vital pipelines	1.5 m ^a	0.6 m

	Before positive identification	After positive identification
Non-vital pipelines	1.0 m	0.3 m

a. For pipe sizes NPS 16 or larger, half of the diameter of the pipe must also be included in addition to 1.5 m.

The pipeline must be positively identified using approved tools; see [5.2.1.1 Tools for Positive Identification on page 5](#).

The ground disturber must ensure that positive identification is made to a sufficient width to positively identify (visually identify) the location, direction and alignment, depth, size, and type of all below-grade facilities, which includes positively identifying:

- All known stubs, valves, fittings, and other appurtenances that have the potential to extend 0.3 m past the pipe.
- All known laterals; for details, see [Figure 8-1: Excavation Area with Main and Service on page 12](#).
- All bends or changes in alignment (before and after) to confirm the profile of the pipe.

Positive identification is also required at intervals depending on the length of the excavation:

- For excavation areas that are 1.8 m (6 ft) in length or less, positive identification must occur a minimum of once along the pipeline route; for details, see [Figure 8-2: Excavation Area Smaller Than 1.8 m on page 13](#).
- For excavation areas that exceed 1.8 m (6 ft) in length, positive identification must occur a minimum of twice along the pipeline. Positive identification must occur at all the edges of the excavation area where the pipeline crosses, as well as at regular intervals along the pipeline route; for details, see [Figure 8-3: Excavation Area that Exceeds 1.8 m \(6 ft\) in Length on page 13](#).

Positive identification must occur at least every 4.5 m. However, an increased distance of up to 23 m can be permitted provided all the following criteria can be met:

- The excavation procedure for the increased interval required for positive identification must be approved by the regional Operations manager or designate and added to the work permit or procedure of work as an appendix. This type of work will be outlined in the work permit or procedure of work for the excavation or ground disturbance of vital pipelines and approved as per the work permit or procedure of work process.
- The records search confirms no stubs, laterals, valves, fittings, other appurtenances, or any alignment changes are present within the limits of the excavation area (i.e., only straight pipe will be exposed).
- The project requiring the excavation work is initiated by GDS.

5.2.3 Methods of Positively Identifying Pipelines

Prior to mechanical excavation in the hand expose zone before positive identification, the pipeline must be positively identified (with the exception of [5.2.3.2](#)

[Method 2 – Hand Digging and Excavating Over the Pipe on page 7](#)). Positive identification must be done in accordance with one of the methods in this section.

Note



Consideration must be given for other underground infrastructure when selecting the method for positively identifying of a pipeline.

For each method, ensure the steps are repeated at intervals per [5.2.2 Positive Identification on page 5](#). Once this is done, mechanical equipment may be used to excavate within the hand expose zone before positive identification, provided the clearances per [5.2.4 Mechanical Clearance on page 8](#) can be maintained. Within the mechanical clearance distances, excavation can only occur with tools indicated in [5.2.1.1 Tools for Positive Identification on page 5](#).

When an excavation must be expanded beyond the initial excavation limits, it is permitted to extend the excavation by first continuing to positively identify the pipeline using hand tools to the new limit, and then to proceed with mechanical equipment per the prescribed clearances in [5.2.4 Mechanical Clearance on page 8](#). This method can be repeated until the new limit of the excavation has been met.

5.2.3.1 Method 1 – Vacuum Excavation

Vacuum excavate over the top and sides of the pipeline to positively identify the pipe.

For more information for vacuum excavation refer to LEDG C&M, 8.5.5.1 Vacuum or Hydro-Excavation Procedure.

5.2.3.2 Method 2 – Hand Digging and Excavating Over the Pipe

This method involves hand digging over the pipeline. If the pipeline has not been positively identified after initially hand digging over the pipe, mechanical equipment may be used to assist. To use mechanical equipment, the hand digging must be slot trenched running perpendicular to the pipe to the limits of the hand expose zone before positive identification. Mechanical equipment with a standard bucket up to 24 in can be utilized to widen the trench. A minimum distance of 0.3 m (or 0.6 m when required per [5.2.2 Positive Identification on page 5](#)) must always be maintained between the bucket and the depth of the hand-dug trench.

The process of hand digging and using mechanical equipment may be used until the pipeline is initially found, provided the 0.3 m (or 0.6 m when required per [5.2.2 Positive Identification on page 5](#)) is maintained at all times. Once the pipeline has been found, it must be sufficiently exposed to positively identify the pipe.

5.2.3.3 Method 3 – Excavating Adjacent to the Pipe

This method involves mechanically excavating parallel to the pipeline outside of the hand expose zone before positive identification (for distances, see [5.2.2 Positive Identification on page 5](#)) to the estimated depth of the pipeline. Once completed, hand digging toward the pipeline may proceed, moving soil into the initial mechanically excavated hole. A backhoe bucket can be used to remove

hand-dug soil from the excavation, while ensuring clearances are maintained as per [5.2.4 Mechanical Clearance on page 8](#). This process continues until the pipeline has been sufficiently exposed to positively identify the pipe.

5.2.4 Mechanical Clearance

Note



Ensure the requirements in [5.2.2 Positive Identification on page 5](#) are met.

When working around underground infrastructure, the following requirements have been established to ensure the ground disturber maintains safe clearances:

- Mechanical excavation must maintain a minimum of 0.3 m (1 ft) from a non-vital pipeline and its appurtenances.
- Mechanical excavation must maintain a minimum of 0.6 m (2 ft) from a vital pipeline and its appurtenances.
A reduced clearance of up to 0.3 m (1 ft) may be permitted provided all the following criteria can be met:
 - The excavation procedure for working up to 0.3 m (1 ft) of the vital pipeline must be approved by the Regional Operations manager or designate and added to the work permit or procedure of work as an appendix. This type of work will be outlined in the work permit or procedure of work for the excavation or ground disturbance of vital pipelines and approved as per the work permit or procedure of work process.
 - The records search confirms no stubs, laterals, valves, fittings, other appurtenances, or any alignment changes are present within the limits of the excavation area (i.e., only straight pipe will be exposed).
 - The project requiring the excavation work is initiated by GDS.
 - The vital pipeline is exposed on the tops and sides in its entirety with approved tools for positive identification, within the limits of the excavation area to confirm no stubs, laterals, valves, fittings, other appurtenances, or any alignment changes.
 - The excavation work must be overseen by an authorized and trained GDS representative in its entirety. The GDS representative must have completed the Vital Main Mechanical Excavation (Reduced Clearance Requirements) training prior to commencing work and must be identified in the work permit or procedure of work.
 - Only an authorized and trained machine operator is allowed to perform mechanical excavation work up to 0.3 m (1 ft) of the vital pipeline. The machine operator must have completed the Vital Main Mechanical Excavation (Reduced Clearance Requirements) training prior to commencing work.

5.2.5 CER Pipelines

The construction of a facility across, on, along, or under a pipeline that is regulated by the CER, an activity that would cause a ground disturbance within the 30 m prescribed area and the operation of a vehicle or mobile equipment across a pipeline that is regulated by the CER is authorized if the pipeline company that intends to carry out the construction, activity, or operation submits a permit application to the Company and obtains approval before any work.

For CER pipelines, do not undertake mechanical excavation that would cause a ground disturbance within the prescribed area within 3 m of a pipe, unless these criteria are all met:

- If the excavation runs parallel to the pipe, the pipe has been exposed by hand at sufficient intervals to confirm the pipe's location or the pipeline company has used a method that would permit it to confirm the pipe's exact location and has informed the operator of that location.
- If the excavation crosses the pipe, the pipe has been exposed by hand at the point of crossing or the pipeline company has used a method that would permit it to confirm the pipe's exact location, has informed the operator of that location, and has confirmed that the pipe is at least 0.6 m deeper than the proposed excavation.
- If ground conditions render it impractical to locate the pipe using any of the methods described above, excavation within 3.0 m of the pipeline may be permitted if the foreign pipeline company approves and directly supervises any excavation.

5.3 Emergency Excavation

In the event of an emergency that requires excavation work, an emergency locate request must be made. Ensure that a reference number is obtained from the emergency locate request. Typical response time for emergency locates is two hours or less. If a locator does not respond within two hours or it is known that the locate will not be provided within this time frame, private locates may be used if approved by the Operations manager or on-call Duty Operations manager (or designate).

Note



If private locates are used because an infrastructure (utility) owner is not able to provide a timely locate, only vacuum excavation or hand digging may be used. Proceed as if underground infrastructure is present until confirmed otherwise.

Second-party (approved company contractor) and third-party (independent excavator) locates may also be used in an emergency to excavate if the following conditions are met:

- The locate is valid for the date, time, and excavation area.
- All relevant utilities have been located, including underground infrastructure that may have been installed since the locate was completed.
- Ground markings are confirmed to match the written locate report.

- All ticket numbers are recorded on the hazard assessment.
- A copy or facsimile of all locate reports is retained for future reference.
- The decision to proceed with second-party or third-party locates in an emergency must be approved by the Operations supervisor or on-call Duty supervisor.

Note



In the event second-party or third-party locates are utilized, an emergency locate request is not required.

Note



Full locates (locates [standard], Alternate Locate Agreements, or private locates) are required for all utilities before proceeding with additional excavation work for the final repair following the initial emergency response ("make safe"). Valid second-party and third-party locates can also be used as part of the required locates for additional excavation work to make the final repair.

In an emergency situation (e.g., class A leaks, main damages, system pressure, or regulation problems, etc.) excavation by hand digging or vacuum excavation is permitted without complete locates if:

- Locates have been requested for all underground infrastructure.
- Locates are obtained for underground infrastructure that are of high risk (e.g., hydro, street lighting, steam or oil pipelines, traffic lights, or any risks identified as part of the hazard assessment process) to workers.
- A power sweep is performed in the immediate excavation area to determine if there is any current-carrying underground infrastructure present.
- The Operations supervisor or on-call Duty supervisor confirms that the situation is an emergency and gives their approval to proceed based on the above requirements.

For specific procedures for leak pinpointing and investigation see [Leak Pinpointing and Investigation](#) on the [GDS Document Library](#).

Full locates are required for all underground infrastructure before proceeding with additional excavation work for the final repair following the initial emergency response ("make safe"). Valid second-party and third-party locates can also be used as part of the required locates for additional excavation work to make the final repair.

5.3.1 Extreme Situations

In extreme situations (e.g., when gas is migrating into a building or fueling a fire), where the risk to the public or property cannot be mitigated by ventilating or evacuating, excavation by hand digging can proceed without locates using hand shovels or vacuum excavation, with approval from the Operations manager or on-call Duty Operations manager (or designate).

Prior to digging without locates, power sweep in the immediate excavation area to determine if there is any current-carrying underground infrastructure present. Proceed as if underground infrastructure is present until confirmed otherwise.

The decision to proceed without locates must be documented on the hazard assessment form.

The factors leading to the event and the decision to proceed without locates must be reviewed by Operations (led by Operations Services & Governance), in consultation with Engineering as needed, following the incident.

6 References

- CSA Z247-15, Damage prevention for the protection of underground infrastructure
- The Occupational Health and Safety Act (OHSA) R.S.O. 1990, c. O.1.: O. Reg. 213/91 – Construction Projects.
- LEGD C&M Manual, 3 Safety and Security
- LEGD C&M Manual, 7.2 Locates and Permits
- LEGD C&M Manual, 7.4 Compression Couplings
- LEGD C&M Manual, 8.5.5 Vacuum or Hydro-Excavation
- LEGD C&M Manual, 8.10 Support of Gas Pipelines in the Vicinity of Excavations
- LEGD C&M Manual, 8.16 Damages to Company Gas Plant
- LUG C&M Manual, 3.9 Specification for Excavation, Cover, and Clearance
- LUG C&M Manual, 12.2 Line Locates
- LUG C&M Manual, 12.3.5 Working with Unrestrained Compression Coupling
- LUG C&M Manual, 12.5 Gas Line Supports
- LUG DOM, 10 Plant Damage Prevention
- [Compressed Air Excavation Procedure](#)

7 Document Governance

For document control and maintenance purposes, the following tables capture important information related to this document.

Document Control

Category	Value
Owned by	Pipeline Engineering
Review interval	Every three years
MOC-Related	No

Revision History

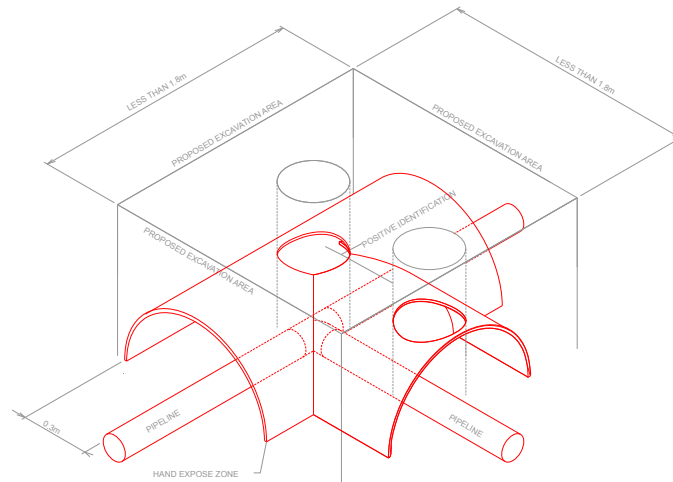
Table 7-1: Sept 28, 2022 Release

Release Date	Version	Project Number	RFC Number	Prepared By	Approved By
2022-09-28	1.1.0	N/A	N/A	Tyler Pascoe Pipeline Engineer	Todd Piercey, Manager, Pipeline Engineering
Doc ID	Scope	Document & Section		Summary of Changes	
PT-15-7046-8270	GDS	Pipeline Excavation Standard		Added support for MBW Soil Pick	

8 Appendix

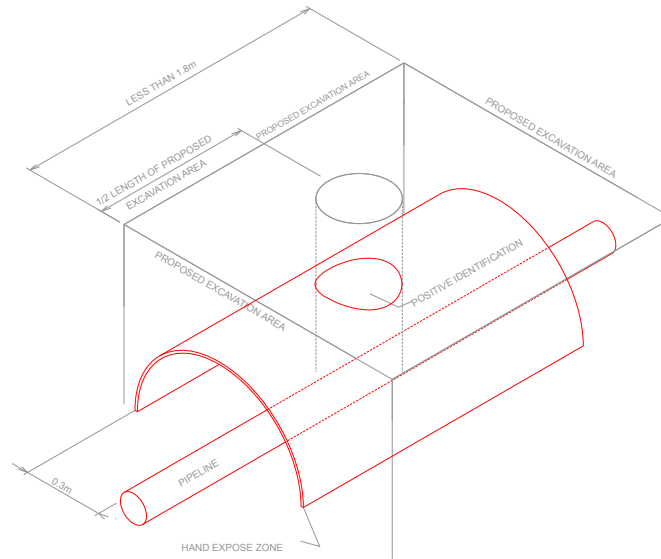
All laterals in the proposed excavation area must be positively identified regardless of excavation size, as per [5.2.2 Positive Identification on page 5](#).

Figure 8-1: Excavation Area with Main and Service



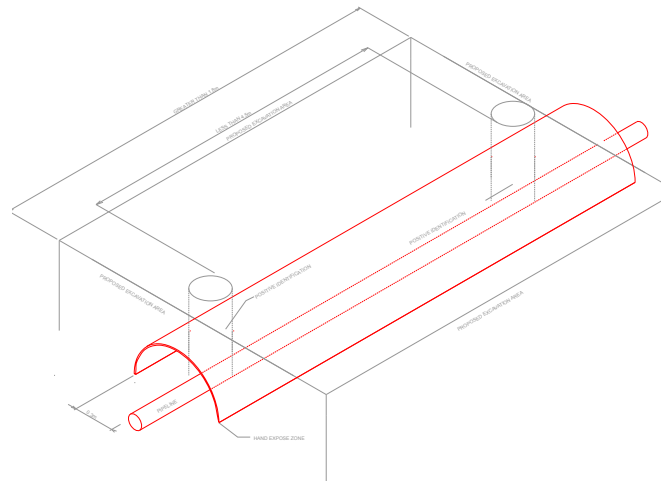
Excavation areas 1.8 m (6 ft) in length or less must be positively identified a minimum of once, at the centre of the proposed excavation area as per [5.2.2 Positive Identification on page 5](#).

Figure 8-2: Excavation Area Smaller Than 1.8 m



Excavations 1.8 m (6 ft) or greater, must be positively identified a minimum of twice along the pipeline route at the limits of the proposed excavation area as per [5.2.2 Positive Identification on page 5](#). Positive identification must occur at least every 4.5 m (14.7 ft).

Figure 8-3: Excavation Area that Exceeds 1.8 m (6 ft) in Length



ENBRIDGE GAS INC.

Answer to Interrogatory from
Pollution Probe (“PP”)

INTERROGATORY

Question(s):

Please provide a copy of the detailed mitigation plan for the proposed pipeline.

Response

Work to develop Project-specific mitigation plans, which is detailed in Table 5.1 of the Environmental Report, is currently ongoing. Additional mitigation measures will be developed as necessary as part of ongoing engagement and discussion with Indigenous communities and consultation with regulatory authorities during the permitting process.